

Benefits of Systematic Investment Plan (SIP) - SIP Performance of Select Schemes - Fund Manager-wise

The Fund offers flexible and convenient Systematic Investment Plan (SIP) facility. To illustrate the advantages of SIP investments, this is how your investments would have grown if you had invested say ₹10,000 systematically on the first Business Day of every month over a period of time.

CO - MANAGED BY ARUN AGARWAL & NANDITA MENEZES

HDFC BSE 500 INDEX FUND

SIP PERFORMANCE - Regular plan - Growth Option

	Since Inception SIP	1 year SIP
Total Amount Invested (₹. in Lacs)	3.30	1.20
Market Value as on December 31, 2025 (₹. in Lacs)	3.88	1.28
Returns (%)	11.75	12.26
Benchmark Returns (%) #	13.01	13.26
Additional Benchmark Returns (%) ##	12.72	14.90

Past performance may or may not be sustained in future and is not a guarantee of any future returns.

#BSE 500 Index (TRI) ##Nifty 50 Index (TRI). This scheme is managed by Arun Agarwal from April 21, 2023 & Nandita Menezes from March 29, 2025 .

Inception Date: April 21, 2023

HDFC GOLD ETF FUND OF FUND

SIP PERFORMANCE - Regular plan - Growth Option

	Since Inception SIP	10 year SIP	5 year SIP	3 year SIP	1 year SIP
Total Amount Invested (₹. in Lacs)	17.00	12.00	6.00	3.60	1.20
Market Value as on December 31, 2025 (₹. in Lacs)	54.51	34.57	12.62	6.46	1.62
Returns (%)	15.13	20.07	30.24	41.91	71.63
Benchmark Returns (%) #	16.53	21.47	31.99	44.21	75.26
Additional Benchmark Returns (%) ##	N.A.	N.A.	N.A.	N.A.	N.A.

Past performance may or may not be sustained in future and is not a guarantee of any future returns.

#Domestic Price of Physical Gold. This scheme is managed by Nandita Menezes from March 29, 2025 & Arun Agarwal from February 15, 2023.

Inception Date: November 01, 2011

HDFC NIFTY100 LOW VOLATILITY 30 INDEX FUND

SIP PERFORMANCE - Regular plan - Growth Option

	Since Inception SIP	1 year SIP
Total Amount Invested (₹. in Lacs)	1.80	1.20
Market Value as on December 31, 2025 (₹. in Lacs)	1.92	1.29
Returns (%)	8.58	14.40
Benchmark Returns (%) #	9.66	15.57
Additional Benchmark Returns (%) ##	9.62	14.90

Past performance may or may not be sustained in future and is not a guarantee of any future returns.

#NIFTY100 Low Volatility 30 Index (TRI) ##Nifty 50 Index (TRI). This scheme is managed by Nandita Menezes from March 29, 2025 & Arun Agarwal from July 10, 2024.

Inception Date: July 10, 2024

N.A. Not Available

Assuming ₹10,000 invested systematically on the first Business Day of every month over a period of time.

CAGR returns are computed after accounting for the cash flow by using XIRR method (investment internal rate of return) for Regular Plan - Growth Option.

Load is not taken into consideration for computation of performance. Since Inception Date = Date of First allotment in the Scheme / Plan.

Disclaimer: The above investment simulation is for illustrative purposes only and should not be construed as a promise on minimum returns and safeguard of capital. The AMC / Mutual Fund is not guaranteeing or promising or forecasting any returns. SIP does not assure a profit or guarantee protection against a loss in a declining market.

Please refer SIP Enrolment Form or contact nearest ISC for SIP Load Structure and other details.

HDFC NIFTY LARGEMIDCAP 250 INDEX FUND**SIP PERFORMANCE - Regular plan - Growth Option**

	Since Inception SIP	1 year SIP
Total Amount Invested (₹. in Lacs)	1.50	1.20
Market Value as on December 31, 2025 (₹. in Lacs)	1.60	1.29
Returns (%)	10.62	14.08
Benchmark Returns (%) #	11.50	14.99
Additional Benchmark Returns (%) ##	12.15	14.90

Past performance may or may not be sustained in future and is not a guarantee of any future returns.

#Nifty LargeMidcap 250 Index (TRI) ##Nifty 50 Index (TRI). This scheme is managed by Nandita Menezes from March 29, 2025 & Arun Agarwal from October 9, 2024.

Inception Date: October 9, 2024

HDFC NIFTY MIDCAP 150 INDEX FUND**SIP PERFORMANCE - Regular plan - Growth Option**

	Since Inception SIP	1 year SIP
Total Amount Invested (₹. in Lacs)	3.30	1.20
Market Value as on December 31, 2025 (₹. in Lacs)	4.08	1.29
Returns (%)	15.69	14.65
Benchmark Returns (%) #	16.96	15.71
Additional Benchmark Returns (%) ##	12.72	14.90

Past performance may or may not be sustained in future and is not a guarantee of any future returns.

#NIFTY Midcap 150 Index (TRI) ##Nifty 50 Index (TRI). This scheme is managed by Arun Agarwal from April 21, 2023 & Nandita Menezes from March 29, 2025.

Inception Date: April 21, 2023

HDFC NIFTY 100 EQUAL WEIGHT INDEX FUND**SIP PERFORMANCE - Regular plan - Growth Option**

	Since Inception SIP	3 year SIP	1 year SIP
Total Amount Invested (₹. in Lacs)	4.70	3.60	1.20
Market Value as on December 31, 2025 (₹. in Lacs)	6.32	4.48	1.28
Returns (%)	15.25	14.73	13.13
Benchmark Returns (%) #	16.45	15.90	14.21
Additional Benchmark Returns (%) ##	13.60	13.24	14.90

Past performance may or may not be sustained in future and is not a guarantee of any future returns.

#NIFTY 100 Equal Weight Total Returns Index (TRI) ##Nifty 50 Index (TRI). This scheme is managed by Nandita Menezes from March 29, 2025 & Arun Agarwal from March 4, 2022.

Inception Date: February 23, 2022

N.A. Not Available

CAGR returns are computed after accounting for the cash flow by using XIRR method (investment internal rate of return) for Regular Plan - Growth Option.

Load is not taken into consideration for computation of performance. Since Inception Date = Date of First allotment in the Scheme / Plan.

Disclaimer: The above investment simulation is for illustrative purposes only and should not be construed as a promise on minimum returns and safeguard of capital. The AMC / Mutual Fund is not guaranteeing or promising or forecasting any returns. SIP does not assure a profit or guarantee protection against a loss in a declining market.

Please refer SIP Enrolment Form or contact nearest ISC for SIP Load Structure and other details.

HDFC NIFTY 50 INDEX FUND**SIP PERFORMANCE - Regular plan - Growth Option**

	Since Inception SIP	15 year SIP	10 year SIP	5 year SIP	3 year SIP	1 year SIP
Total Amount Invested (₹. in Lacs)	28.20	18.00	12.00	6.00	3.60	1.20
Market Value as on December 31, 2025 (₹. in Lacs)	162.32	52.45	24.92	8.29	4.36	1.29
Returns (%)	12.90	13.13	13.99	12.88	12.77	14.46
Benchmark Returns (%) #	14.35	13.69	14.54	13.36	13.24	14.90
Additional Benchmark Returns (%) ##	14.51	13.56	14.27	12.48	12.04	13.46

Past performance may or may not be sustained in future and is not a guarantee of any future returns.

#Nifty 50 Index (TRI) ##BSE SENSEX Index (TRI). This scheme is managed by Nandita Menezes from March 29, 2025 & Arun Agarwal from August 24, 2020.

Inception Date: July 17, 2002

HDFC NIFTY 100 INDEX FUND**SIP PERFORMANCE - Regular plan - Growth Option**

	Since Inception SIP	3 year SIP	1 year SIP
Total Amount Invested (₹. in Lacs)	4.70	3.60	1.20
Market Value as on December 31, 2025 (₹. in Lacs)	6.04	4.34	1.28
Returns (%)	12.84	12.60	13.34
Benchmark Returns (%) #	13.83	13.55	14.23
Additional Benchmark Returns (%) ##	13.60	13.24	14.90

Past performance may or may not be sustained in future and is not a guarantee of any future returns.

#Nifty 100 Total Returns Index (TRI) ##Nifty 50 Index (TRI). This scheme is managed by Nandita Menezes from March 29, 2025 & Arun Agarwal from March 4, 2022.

Inception Date: February 23, 2022

HDFC NIFTY500 MULTICAP 50:25:25 INDEX FUND**SIP PERFORMANCE - Regular plan - Growth Option**

	Since Inception SIP	1 year SIP
Total Amount Invested (₹. in Lacs)	1.70	1.20
Market Value as on December 31, 2025 (₹. in Lacs)	1.77	1.27
Returns (%)	5.91	11.19
Benchmark Returns (%) #	6.85	12.18
Additional Benchmark Returns (%) ##	10.14	14.90

Past performance may or may not be sustained in future and is not a guarantee of any future returns.

#Nifty500 Multicap 50:25:25 Index (TRI) ##Nifty 50 Index (TRI). This scheme is managed by Nandita Menezes from March 29, 2025 & Arun Agarwal from August 23, 2024.

Inception Date: August 23, 2024

CAGR returns are computed after accounting for the cash flow by using XIRR method (investment internal rate of return) for Regular Plan - Growth Option. Load is not taken into consideration for computation of performance. Since Inception Date = Date of First allotment in the Scheme / Plan.

Disclaimer: The above investment simulation is for illustrative purposes only and should not be construed as a promise on minimum returns and safeguard of capital. The AMC / Mutual Fund is not guaranteeing or promising or forecasting any returns. SIP does not assure a profit or guarantee protection against a loss in a declining market.

Please refer SIP Enrolment Form or contact nearest ISC for SIP Load Structure and other details.

HDFC NIFTY50 EQUAL WEIGHT INDEX FUND**SIP PERFORMANCE - Regular plan - Growth Option**

	Since Inception SIP	3 year SIP	1 year SIP
Total Amount Invested (₹. in Lacs)	5.30	3.60	1.20
Market Value as on December 31, 2025 (₹. in Lacs)	7.43	4.50	1.31
Returns (%)	15.36	15.10	16.70
Benchmark Returns (%) #	16.52	16.23	17.84
Additional Benchmark Returns (%) ##	13.09	13.24	14.90

Past performance may or may not be sustained in future and is not a guarantee of any future returns.

#NIFTY50 Equal Weight Total Returns Index (TRI) ##Nifty 50 Index (TRI). This scheme is managed by Nandita Menezes from March 29, 2025 & Arun Agarwal from February 01, 2022.

Inception Date: August 20, 2021

HDFC NIFTY INDIA DIGITAL INDEX FUND**SIP PERFORMANCE - Regular plan - Growth Option**

	Since Inception SIP	1 year SIP
Total Amount Invested (₹. in Lacs)	1.70	1.20
Market Value as on December 31, 2025 (₹. in Lacs)	1.77	1.27
Returns (%)	5.91	11.19
Benchmark Returns (%) #	6.85	12.18
Additional Benchmark Returns (%) ##	10.14	14.90

Past performance may or may not be sustained in future and is not a guarantee of any future returns.

#Nifty India Digital Index (TRI) ##Nifty 50 Index (TRI). This scheme is managed by Nandita Menezes from March 29, 2025 & Arun Agarwal from December 11, 2024.

Inception Date: December 11, 2024

HDFC NIFTY NEXT 50 INDEX FUND**SIP PERFORMANCE - Regular plan - Growth Option**

	Since Inception SIP	3 year SIP	1 year SIP
Total Amount Invested (₹. in Lacs)	5.00	3.60	1.20
Market Value as on December 31, 2025 (₹. in Lacs)	6.80	4.48	1.26
Returns (%)	14.83	14.71	10.08
Benchmark Returns (%) #	15.95	15.83	10.91
Additional Benchmark Returns (%) ##	13.29	13.24	14.90

Past performance may or may not be sustained in future and is not a guarantee of any future returns.

#NIFTY Next 50 Total Returns Index (TRI) ##Nifty 50 Index (TRI). This scheme is managed by Nandita Menezes from March 29, 2025 & Arun Agarwal from February 01, 2022.

Inception Date: November 03, 2021

N.A. Not Available

CAGR returns are computed after accounting for the cash flow by using XIRR method (investment internal rate of return) for Regular Plan - Growth Option.

Load is not taken into consideration for computation of performance. Since Inception Date = Date of First allotment in the Scheme / Plan.

Disclaimer: The above investment simulation is for illustrative purposes only and should not be construed as a promise on minimum returns and safeguard of capital. The AMC / Mutual Fund is not guaranteeing or promising or forecasting any returns. SIP does not assure a profit or guarantee protection against a loss in a declining market.

Please refer SIP Enrolment Form or contact nearest ISC for SIP Load Structure and other details.

HDFC NIFTY SMALLCAP 250 INDEX FUND**SIP PERFORMANCE - Regular plan - Growth Option**

	Since Inception SIP	1 year SIP
Total Amount Invested (₹. in Lacs)	3.30	1.20
Market Value as on December 31, 2025 (₹. in Lacs)	3.78	1.22
Returns (%)	9.90	3.47
Benchmark Returns (%) #	11.26	4.45
Additional Benchmark Returns (%) ##	12.72	14.90

Past performance may or may not be sustained in future and is not a guarantee of any future returns.

#NIFTY Smallcap 250 Index (TRI) ##Nifty 50 Index (TRI). This scheme is managed by Arun Agarwal from April 21, 2023 & Nandita Menezes from March 29, 2025 .

Inception Date: April 21, 2023

HDFC BSE SENSEX INDEX FUND**SIP PERFORMANCE - Regular plan - Growth Option**

	Since Inception SIP	15 year SIP	10 year SIP	5 year SIP	3 year SIP	1 year SIP
Total Amount Invested (₹. in Lacs)	28.20	18.00	12.00	6.00	3.60	1.20
Market Value as on December 31, 2025 (₹. in Lacs)	163.77	51.86	24.56	8.11	4.28	1.28
Returns (%)	12.96	13.00	13.72	12.00	11.57	13.01
Benchmark Returns (%) #	14.51	13.56	14.27	12.48	12.04	13.46
Additional Benchmark Returns (%) ##	14.35	13.69	14.54	13.36	13.24	14.90

Past performance may or may not be sustained in future and is not a guarantee of any future returns.

#BSE SENSEX Index (TRI) ##Nifty 50 Index (TRI). This scheme is managed by Nandita Menezes from March 29, 2025 & Arun Agarwal from August 24, 2020.

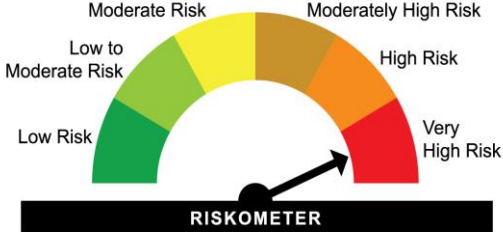
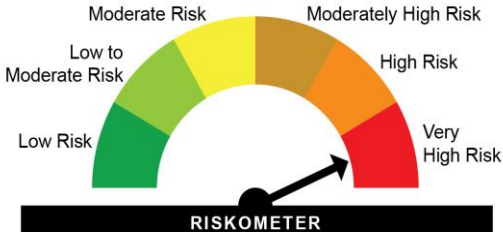
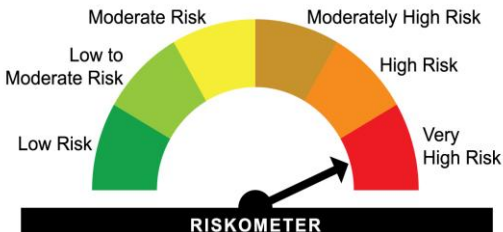
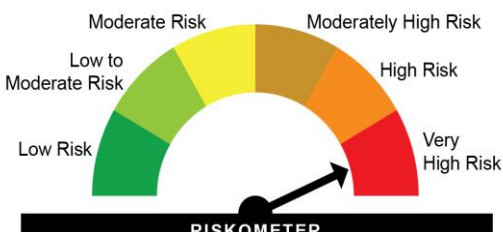


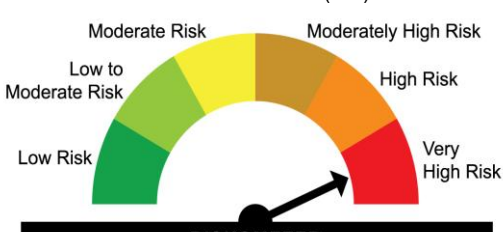
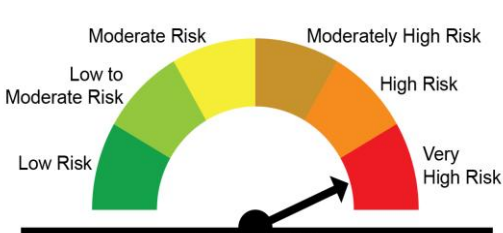
Inception Date: July 17, 2002

CAGR returns are computed after accounting for the cash flow by using XIRR method (investment internal rate of return) for Regular Plan - Growth Option. Load is not taken into consideration for computation of performance. Since Inception Date = Date of First allotment in the Scheme / Plan.

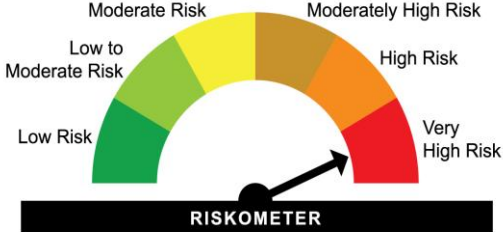
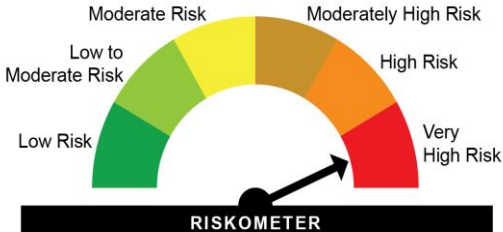
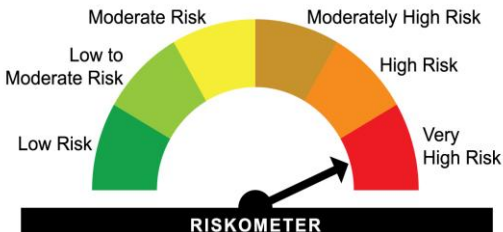
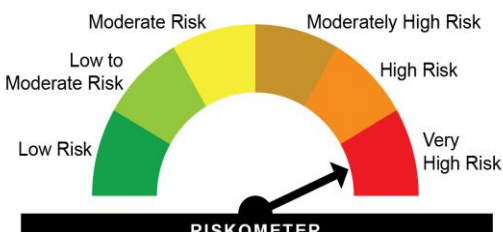
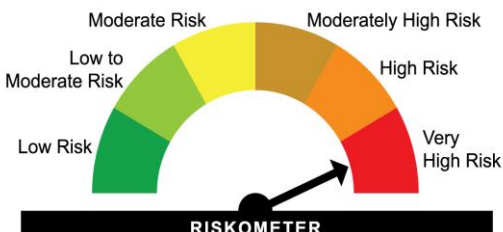

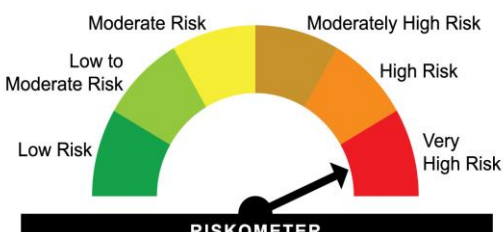

Disclaimer: The above investment simulation is for illustrative purposes only and should not be construed as a promise on minimum returns and safeguard of capital. The AMC / Mutual Fund is not guaranteeing or promising or forecasting any returns. SIP does not assure a profit or guarantee protection against a loss in a declining market.

Please refer SIP Enrolment Form or contact nearest ISC for SIP Load Structure and other details.

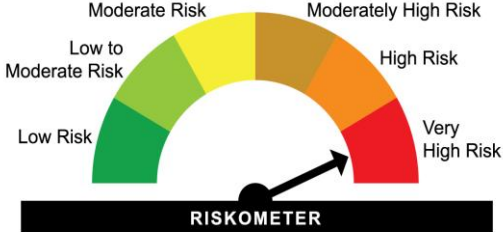
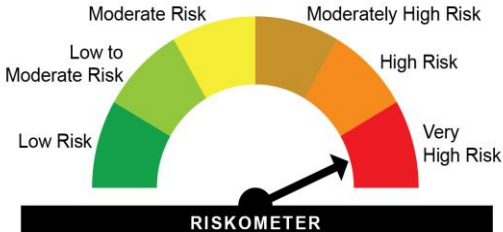
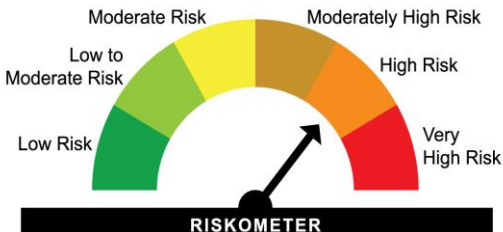
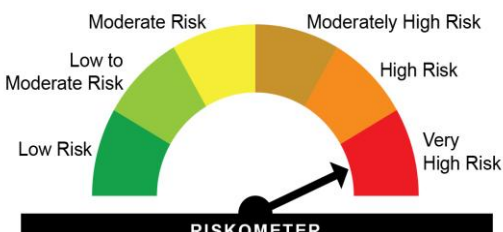


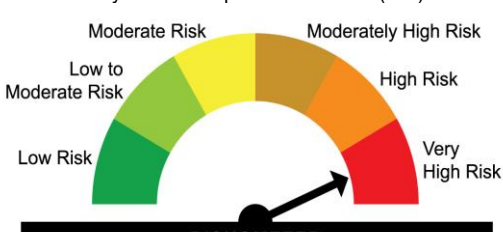
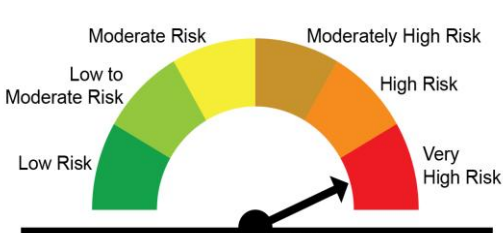
BENCHMARK AND SCHEME RISKOMETERS

NAME AND RISKOMETER OF BENCHMARK	NAME OF SCHEME(S)	RISKOMETER OF THE SCHEME(S)
<p>NIFTY Smallcap 250 Index (TRI)</p>  <p>RISKOMETER</p> <p><i>The risk of the benchmark is very high</i></p>	<p>HDFC NIFTY Smallcap 250 Index Fund</p>	 <p>RISKOMETER</p> <p><i>The risk of the scheme is very high</i></p>
<p>BSE 500 Index (TRI)</p>  <p>RISKOMETER</p> <p><i>The risk of the benchmark is very high</i></p>	<p>HDFC BSE 500 Index Fund</p>	 <p>RISKOMETER</p> <p><i>The risk of the scheme is very high</i></p>
<p>Nifty 50 Index (TRI)</p>  <p>RISKOMETER</p> <p><i>The risk of the benchmark is very high</i></p>	<p>HDFC Nifty 50 Index Fund</p>	 <p>RISKOMETER</p> <p><i>The risk of the scheme is very high</i></p>
<p>BSE SENSEX Index (TRI)</p>  <p>RISKOMETER</p> <p><i>The risk of the benchmark is very high</i></p>	<p>HDFC BSE Sensex Index Fund</p>	 <p>RISKOMETER</p> <p><i>The risk of the scheme is very high</i></p>

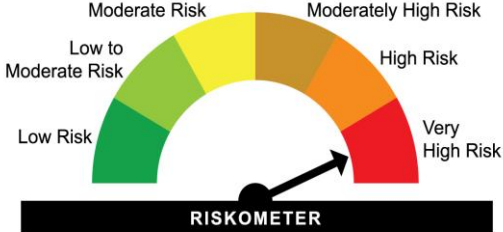

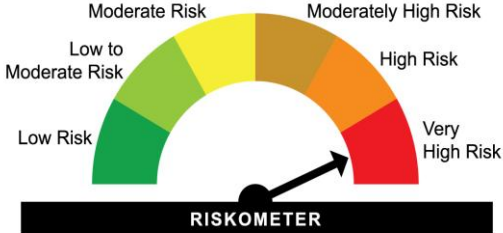
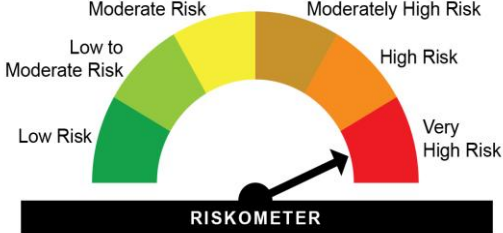
BENCHMARK AND SCHEME RISKOMETERS

NAME AND RISKOMETER OF BENCHMARK	NAME OF SCHEME(S)	RISKOMETER OF THE SCHEME(S)
<p>NIFTY 100 Total Returns Index (TRI)</p>  <p>RISKOMETER</p> <p><i>The risk of the benchmark is very high</i></p>	HDFC NIFTY 100 Index Fund	 <p>RISKOMETER</p> <p><i>The risk of the scheme is very high</i></p>
<p>NIFTY50 Equal Weight Total Returns Index (TRI)</p>  <p>RISKOMETER</p> <p><i>The risk of the benchmark is very high</i></p>	HDFC NIFTY50 Equal Weight Index Fund	 <p>RISKOMETER</p> <p><i>The risk of the scheme is very high</i></p>
<p>NIFTY 100 Equal Weight Total Returns Index (TRI)</p>  <p>RISKOMETER</p> <p><i>The risk of the benchmark is very high</i></p>	HDFC NIFTY 100 Equal Weight Index Fund	 <p>RISKOMETER</p> <p><i>The risk of the scheme is very high</i></p>
<p>NIFTY Next 50 Total Returns Index (TRI)</p>  <p>RISKOMETER</p> <p><i>The risk of the benchmark is very high</i></p>	HDFC NIFTY Next 50 Index Fund	 <p>RISKOMETER</p> <p><i>The risk of the scheme is very high</i></p>

BENCHMARK AND SCHEME RISKOMETERS

NAME AND RISKOMETER OF BENCHMARK	NAME OF SCHEME(S)	RISKOMETER OF THE SCHEME(S)
<p>NIFTY Midcap 150 Index (TRI)</p>  <p>RISKOMETER</p> <p><i>The risk of the benchmark is very high</i></p>	HDFC NIFTY Midcap 150 Index Fund	 <p>RISKOMETER</p> <p><i>The risk of the scheme is very high</i></p>
<p>Domestic Price of Physical Gold</p>  <p>RISKOMETER</p> <p><i>The risk of the benchmark is high</i></p>	HDFC Gold ETF Fund of Fund	 <p>RISKOMETER</p> <p><i>The risk of the scheme is very high</i></p>
<p>NIFTY100 Low Volatility 30 Index (TRI)</p>  <p>RISKOMETER</p> <p><i>The risk of the benchmark is very high</i></p>	HDFC NIFTY100 Low Volatility 30 Index Fund	 <p>RISKOMETER</p> <p><i>The risk of the scheme is very high</i></p>
<p>Nifty500 Multicap 50:25:25 Index (TRI)</p>  <p>RISKOMETER</p> <p><i>The risk of the benchmark is very high</i></p>	HDFC NIFTY500 MULTICAP 50:25:25 INDEX FUND	 <p>RISKOMETER</p> <p><i>The risk of the scheme is very high</i></p>

BENCHMARK AND SCHEME RISKOMETERS

NAME AND RISKOMETER OF BENCHMARK	NAME OF SCHEME(S)	RISKOMETER OF THE SCHEME(S)
<p>Nifty LargeMidcap 250 Index (TRI)</p>  <p>RISKOMETER</p> <p><i>The risk of the benchmark is very high</i></p>	HDFC Nifty LargeMidcap 250 Index Fund	 <p>RISKOMETER</p> <p><i>The risk of the scheme is very high</i></p>
<p>Nifty India Digital Index (TRI)</p>  <p>RISKOMETER</p> <p><i>The risk of the benchmark is very high</i></p>	HDFC Nifty India Digital Index Fund	 <p>RISKOMETER</p> <p><i>The risk of the scheme is very high</i></p>

Benchmark and Scheme Riskometer as on December 31, 2025