

**SCHEME PERFORMANCE - REGULAR PLAN - GROWTH OPTION
(ARUN AGARWAL & NANDITA MENEZES)**

HDFC BSE 500 INDEX FUND						NAV as at December 31, 2025	₹15.8578
Date	Period	Scheme Returns (%)	Benchmark Returns (%)#	Additional Returns (%)##	Value of ₹10,000 invested Scheme Benchmark (₹) (₹)#	Additional Benchmark (₹)##	
Dec 31, 24	Last 1 Year	6.64	7.63	11.88	10,664	10,763	11,188
Apr 21, 23	Since Inception	18.63	20.10	17.16	15,858	16,394	15,332
#BSE 500 Index (TRI) ##Nifty 50 Index (TRI). This scheme is managed by Arun Agarwal from April 21, 2023 & Nandita Menezes from March 29, 2025 .							

HDFC DEVELOPED WORLD OVERSEAS EQUITY PASSIVE FOF						NAV as at December 31, 2025	₹18.212
Date	Period	Scheme Returns (%)	Benchmark Returns (%)#	Additional Returns (%)##	Value of ₹10,000 invested Scheme Benchmark (₹) (₹)#	Additional Benchmark (₹)##	
Dec 31, 24	Last 1 Year	25.76	27.17	11.88	12,576	12,717	11,188
Dec 30, 22	Last 3 Years	23.61	24.35	14.29	18,910	19,253	14,941
Oct 06, 21	Since Inception	15.19	16.13	11.00	18,212	18,846	15,563
#MSCI World Index (Net Total Return Index) (Due to time zone difference, benchmark performance will be calculated with a day's lag). ##Nifty 50 Index (TRI). This scheme is managed by Nandita Menezes from March 29, 2025 & Arun Agarwal from February 01, 2022.							

HDFC GOLD ETF FUND OF FUND						NAV as at December 31, 2025	₹39.6389
Date	Period	Scheme Returns (%)	Benchmark Returns (%)#	Additional Returns (%)##	Value of ₹10,000 invested Scheme Benchmark (₹) (₹)#	Additional Benchmark (₹)##	
Dec 31, 24	Last 1 Year	71.29	74.71	17,129	17,471		
Dec 30, 22	Last 3 Years	32.41	33.77	23,248	23,976		
Dec 31, 20	Last 5 Years	19.88	21.49	24,770	26,480		
Dec 31, 15	Last 10 Years	16.56	18.14	46,353	53,021		
Nov 01, 11	Since Inception	10.20	11.85	39,639	48,938		
#Domestic Price of Physical Gold. This scheme is managed by Nandita Menezes from March 29, 2025 & Arun Agarwal from February 15, 2023.							

HDFC NIFTY100 LOW VOLATILITY 30 INDEX FUND						NAV as at December 31, 2025	₹10.8314
Date	Period	Scheme Returns (%)	Benchmark Returns (%)#	Additional Returns (%)##	Value of ₹10,000 invested Scheme Benchmark (₹) (₹)#	Additional Benchmark (₹)##	
Dec 31, 24	Last 1 Year	10.35	11.45	11.88	11,035	11,145	11,188
Jul 10, 24	Since Inception	5.56	6.56	6.15	10,831	10,984	10,922
#NIFTY100 Low Volatility 30 Index (TRI) ##Nifty 50 Index (TRI). This scheme is managed by Nandita Menezes from March 29, 2025 & Arun Agarwal from July 10, 2024.							

HDFC NIFTY LARGEMIDCAP 250 INDEX FUND						NAV as at December 31, 2025	₹10.21
Date	Period	Scheme Returns (%)	Benchmark Returns (%)#	Additional Returns (%)##	Value of ₹10,000 invested Scheme Benchmark (₹) (₹)#	Additional Benchmark (₹)##	
Dec 31, 24	Last 1 Year	7.35	8.19	11.88	10,735	10,819	11,188
Oct 09, 24	Since Inception	1.71	2.54	4.91	10,210	10,313	10,606
#Nifty LargeMidcap 250 Index (TRI) ##Nifty 50 Index (TRI). This scheme is managed by Nandita Menezes from March 29, 2025 & Arun Agarwal from October 9, 2024.							

HDFC NIFTY200 MOMENTUM 30 INDEX FUND						NAV as at December 31, 2025	₹10.3373
Date	Period	Scheme Returns (%)	Benchmark Returns (%)#	Additional Returns (%)##	Value of ₹10,000 invested Scheme Benchmark (₹) (₹)#	Additional Benchmark (₹)##	
Dec 31, 24	Last 1 Year	-5.65	-4.57	11.88	9,435	9,543	11,188
Feb 28, 24	Since Inception	1.82	3.15	11.27	10,337	10,588	12,172
#NIFTY200 Momentum 30 Total Returns Index (TRI) ##Nifty 50 Index (TRI). This scheme is managed by Arun Agarwal from February 28, 2024 & Nandita Menezes from March 29, 2025.							

HDFC NIFTY MIDCAP 150 INDEX FUND						NAV as at December 31, 2025	₹18.7039
Date	Period	Scheme Returns (%)	Benchmark Returns (%)#	Additional Returns (%)##	Value of ₹10,000 invested Scheme Benchmark (₹) (₹)#	Additional Benchmark (₹)##	
Dec 31, 24	Last 1 Year	5.01	5.98	11.88	10,501	10,598	11,188
Apr 21, 23	Since Inception	26.11	27.69	17.16	18,704	19,341	15,332
#NIFTY Midcap 150 Index (TRI) ##Nifty 50 Index (TRI). This scheme is managed by Arun Agarwal from April 21, 2023 & Nandita Menezes from March 29, 2025 .							

HDFC NIFTY 100 EQUAL WEIGHT INDEX FUND						NAV as at December 31, 2025	₹16.8831
Date	Period	Scheme Returns (%)	Benchmark Returns (%)#	Additional Returns (%)##	Value of ₹10,000 invested Scheme Benchmark (₹) (₹)#	Additional Benchmark (₹)##	
Dec 31, 24	Last 1 Year	8.41	9.40	11.88	10,841	10,940	11,188
Dec 30, 22	Last 3 Years	17.64	18.85	14.29	16,293	16,804	14,941
Feb 23, 22	Since Inception	14.55	15.82	13.02	16,883	17,616	16,028
#NIFTY 100 Equal Weight Total Returns Index (TRI) ##Nifty 50 Index (TRI). This scheme is managed by Nandita Menezes from March 29, 2025 & Arun Agarwal from March 4, 2022.							

HDFC NIFTY 50 INDEX FUND						NAV as at December 31, 2025	₹248.1744
Date	Period	Scheme Returns (%)	Benchmark Returns (%)#	Additional Returns (%)##	Value of ₹10,000 invested Scheme Benchmark (₹) (₹)#	Additional Benchmark (₹)##	
Dec 31, 24	Last 1 Year	11.45	11.88	10.38	11,145	11,188	11,038
Dec 30, 22	Last 3 Years	13.81	14.29	13.27	14,754	14,941	14,542
Dec 31, 20	Last 5 Years	14.16	14.67	13.64	19,397	19,832	18,958
Dec 31, 15	Last 10 Years	13.45	14.02	13.94	35,366	37,193	36,928
Jul 17, 02	Since Inception	14.50	16.32	16.66	240,339	347,350	372,296
#Nifty 50 Index (TRI) ##BSE SENSEX Index (TRI). This scheme is managed by Nandita Menezes from March 29, 2025 & Arun Agarwal from August 24, 2020.							

HDFC NIFTY 100 INDEX FUND						NAV as at December 31, 2025	₹15.5405
Date	Period	Scheme Returns (%)	Benchmark Returns (%)#	Additional Returns (%)##	Value of ₹10,000 invested Scheme Benchmark (₹) (₹)#	Additional Benchmark (₹)##	
Dec 31, 24	Last 1 Year	9.39	10.24	11.88	10,939	11,024	11,188
Dec 30, 22	Last 3 Years	13.71	14.69	14.29	14,711	15,096	14,941
Feb 23, 22	Since Inception	12.12	13.20	13.02	15,541	16,128	16,028
#NIFTY 100 Total Returns Index (TRI) ##Nifty 50 Index (TRI). This scheme is managed by Nandita Menezes from March 29, 2025 & Arun Agarwal from March 4, 2022.							

HDFC NIFTY TOP 20 EQUAL WEIGHT INDEX FUND						NAV as at December 31, 2025	₹11.0357
Date	Period	Scheme Returns (%)	Benchmark Returns (%)#	Additional Returns (%)##	Value of ₹10,000 invested Scheme Benchmark (₹) (₹)#	Additional Benchmark (₹)##	
Jun 30, 25	Last 6 Months	8.63	9.63	5.79	10,435	10,485	10,292
#Nifty Top 20 Equal Weight Index (TRI). Simple annualized returns have been provided as per the extant guidelines since the scheme has completed 6 months but not 1 year. However, such returns may not be representative. Absolute returns of the Scheme for the 6 month period is 4.35%. This scheme is managed by Nandita Menezes from March 29, 2025 & Arun Agarwal from March 25, 2025.							

HDFC NIFTY500 MULTICAP 50:25:25 INDEX FUND						NAV as at December 31, 2025	₹10.0307
Date	Period	Scheme Returns (%)	Benchmark Returns (%)#	Additional Returns (%)##	Value of ₹10,000 invested Scheme Benchmark (₹) (₹)#	Additional Benchmark (₹)##	
Dec 31, 24	Last 1 Year	4.38	5.29	11.88	10,438	10,529	11,188
Aug 23, 24	Since Inception	0.23	1.18	4.93	10,031	10,161	10,674
#Nifty500 Multicap 50:25:25 Index (TRI) ##Nifty 50 Index (TRI). This scheme is managed by Nandita Menezes from March 29, 2025 & Arun Agarwal from August 23, 2024.							

HDFC NIFTY50 EQUAL WEIGHT INDEX FUND						NAV as at December 31, 2025	₹18.4079
Date	Period	Scheme Returns (%)	Benchmark Returns (%)#	Additional Returns (%)##	Value of ₹10,000 invested Scheme Benchmark (₹) (₹)#	Additional Benchmark (₹)##	
Dec 31, 24	Last 1 Year	13.71	14.81	11.88	11,371	11,481	11,188
Dec 30, 22	Last 3 Years	17.41	18.55	14.29	16,198	16,676	14,941
Aug 20, 21	Since Inception	15.00	16.21	12.46	18,408	19,273	16,703
#NIFTY50 Equal Weight Total Returns Index (TRI) ##Nifty 50 Index (TRI). This scheme is managed by Nandita Menezes from March 29, 2025 & Arun Agarwal from February 01, 2022.							

HDFC NIFTY INDIA DIGITAL INDEX FUND						NAV as at December 31, 2025	₹9.4285
Date	Period	Scheme Returns (%)	Benchmark Returns (%)#	Additional Returns (%)##	Value of ₹10,000 invested Scheme Benchmark (₹) (₹)#	Additional Benchmark (₹)##	
Dec 31, 24	Last 1 Year	-2.80	-1.82	11.88	9,720	9,818	11,188
Dec 11, 24	Since Inception	-5.43	-4.41	6.96	9,429	9,535	10,736
#Nifty India Digital Index (TRI) ##Nifty 50 Index (TRI). This scheme is managed by Nandita Menezes from March 29, 2025 & Arun Agarwal from December 11, 2024.							

Past performance may or may not be sustained in future and is not a guarantee of any future returns. Returns greater than 1 year period are compounded annualized (CAGR). Different plans viz. Regular Plan and Direct Plan have a different expense structure. The expenses of the Direct Plan under the Scheme will be lower to the extent of the distribution expenses / commission charged in the Regular Plan. Load is not taken into consideration for computation of performance. Since Inception Date = Date of First allotment in the Scheme / Plan. N.A: Not Available

MUTUAL FUND INVESTMENTS ARE SUBJECT TO MARKET RISKS, READ ALL SCHEME RELATED DOCUMENTS CAREFULLY.

**SCHEME PERFORMANCE - REGULAR PLAN - GROWTH OPTION
(ARUN AGARWAL & NANDITA MENEZES)**

HDFC NIFTY NEXT 50 INDEX FUND		NAV as at December 31, 2025		₹16.0478	
Date	Period	Scheme Returns (%)	Benchmark Returns (%)#	Additional Returns (%)##	Value of ₹10,000 invested (₹) Benchmark (₹)##
Dec 31, 24	Last 1 Year	2.14	2.90	11.88	10,214 10,290 11,188
Dec 30, 22	Last 3 Years	17.75	18.86	14.29	16,342 16,807 14,941
Nov 03, 21	Since Inception	12.04	13.21	10.90	16,048 16,757 15,383
#NIFTY Next 50 Total Returns Index (TRI) ##Nifty 50 Index (TRI). This scheme is managed by Nandita Menezes from March 29, 2025 & Arun Agarwal from February 01, 2022.					

HDFC NIFTY100 QUALITY 30 INDEX FUND		NAV as at December 31, 2025		₹11.2042	
Date	Period	Scheme Returns (%)	Benchmark Returns (%)#	Additional Returns (%)##	Value of ₹10,000 invested (₹) Benchmark (₹)##
Jun 30, 25	Last 6 Months	7.45	8.38	5.79	10,376 10,423 10,292
#Nifty100 Quality 30 Index (TRI) ##Nifty 50 Index (TRI). Simple annualized returns have been provided as per the extant guidelines since the scheme has completed 6 months but not 1 year. However, such returns may not be representative. Absolute returns of the Scheme for the 6 month period is 3.76%. This scheme is managed by Nandita Menezes from March 29, 2025 & Arun Agarwal from February 20, 2025.					

HDFC NIFTY REALTY INDEX FUND		NAV as at December 31, 2025		₹9.7758	
Date	Period	Scheme Returns (%)	Benchmark Returns (%)#	Additional Returns (%)##	Value of ₹10,000 invested (₹) Benchmark (₹)##
Dec 31, 24	Last 1 Year	-17.00	-16.30	11.88	8,300 8,370 11,188
Mar 26, 24	Since Inception	-1.27	-0.33	11.61	9,776 9,943 12,143
#NIFTY Realty Index (TRI) ##Nifty 50 Index (TRI). This scheme is managed by Arun Agarwal from March 26, 2024 & Nandita Menezes from March 29, 2025 .					

HDFC NIFTY SMALLCAP 250 INDEX FUND		NAV as at December 31, 2025		₹17.8987	
Date	Period	Scheme Returns (%)	Benchmark Returns (%)#	Additional Returns (%)##	Value of ₹10,000 invested (₹) Benchmark (₹)##
Dec 31, 24	Last 1 Year	-6.33	-5.48	11.88	9,367 9,452 11,188
Apr 21, 23	Since Inception	24.08	25.83	17.16	17,899 18,589 15,332
#NIFTY Smallcap 250 Index (TRI) ##Nifty 50 Index (TRI). This scheme is managed by Arun Agarwal from April 21, 2023 & Nandita Menezes from March 29, 2025 .					











HDFC BSE SENSEX INDEX FUND		NAV as at December 31, 2025		₹790.5919	
Date	Period	Scheme Returns (%)	Benchmark Returns (%)#	Additional Returns (%)##	Value of ₹10,000 invested (₹) Benchmark (₹)##
Dec 31, 24	Last 1 Year	9.95	10.38	11.88	10,995 11,038 11,188
Dec 30, 22	Last 3 Years	12.80	13.27	14.29	14,361 14,542 14,941
Dec 31, 20	Last 5 Years	13.14	13.64	14.67	18,549 18,958 19,832
Dec 31, 15	Last 10 Years	13.42	13.94	14.02	35,260 36,928 37,193
Jul 17, 02	Since Inception	14.61	16.66	16.32	245,823 372,296 347,350
#BSE SENSEX Index (TRI) ##Nifty 50 Index (TRI). This scheme is managed by Nandita Menezes from March 29, 2025 & Arun Agarwal from August 24, 2020.					

HDFC SILVER ETF FUND OF FUND		NAV as at December 31, 2025		₹36.931	
Date	Period	Scheme Returns (%)	Benchmark Returns (%)#	Value of ₹10,000 invested (₹) Scheme (₹) Benchmark (₹)#	Additional (₹)##
Dec 31, 24	Last 1 Year	154.62	167.27	25,462	26,727
Dec 30, 22	Last 3 Years	46.38	47.52	31,431	32,170
Oct 28, 22	Since Inception	50.85	54.76	36,931	40,063
#Domestic Prices of physical Silver (derived as per regulatory norms). This scheme is managed by Nandita Menezes from March 29, 2025 & Arun Agarwal from February 15, 2023.					




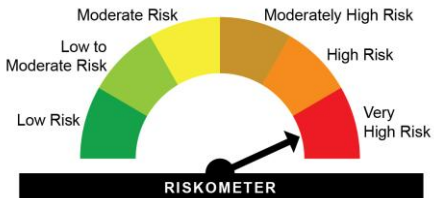



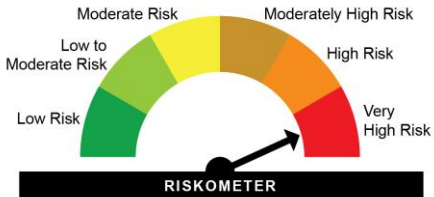


Past performance may or may not be sustained in future and is not a guarantee of any future returns. Returns greater than 1 year period are compounded annualized (CAGR). Different plans viz. Regular Plan and Direct Plan have a different expense structure. The expenses of the Direct Plan under the Scheme will be lower to the extent of the distribution expenses / commission charged in the Regular Plan. Load is not taken into consideration for computation of performance. Since Inception Date = Date of First allotment in the Scheme / Plan. N.A: Not Available

MUTUAL FUND INVESTMENTS ARE SUBJECT TO MARKET RISKS, READ ALL SCHEME RELATED DOCUMENTS CAREFULLY.

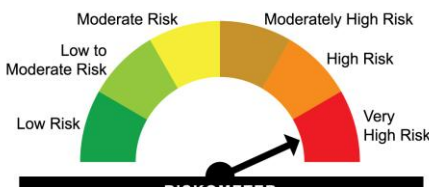

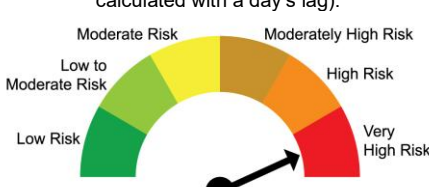

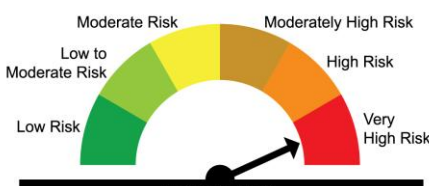
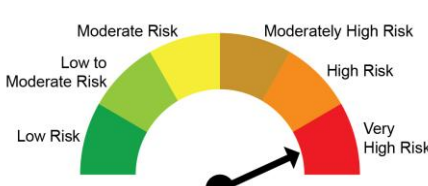

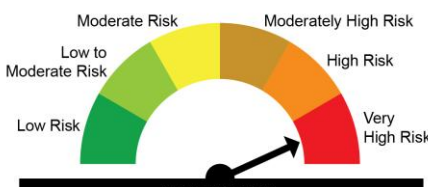
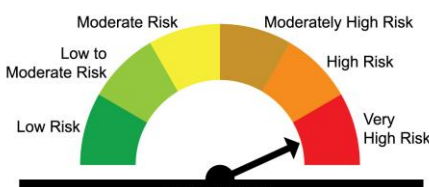
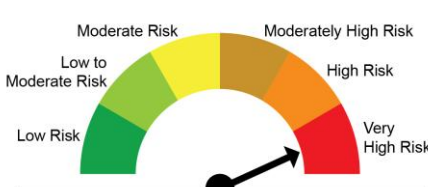
BENCHMARK AND SCHEME RISKOMETERS

NAME AND RISKOMETER OF BENCHMARK	NAME OF SCHEME(S)	RISKOMETER OF THE SCHEME(S)
<p>NIFTY Smallcap 250 Index (TRI)</p>  <p>The risk of the benchmark is very high</p>	HDFC NIFTY Smallcap 250 Index Fund	 <p>The risk of the scheme is very high</p>
<p>BSE 500 Index (TRI)</p>  <p>The risk of the benchmark is very high</p>	HDFC BSE 500 Index Fund	 <p>The risk of the scheme is very high</p>
<p>Nifty 50 Index (TRI)</p>  <p>The risk of the benchmark is very high</p>	HDFC Nifty 50 Index Fund	 <p>The risk of the scheme is very high</p>
<p>BSE SENSEX Index (TRI)</p>  <p>The risk of the benchmark is very high</p>	HDFC BSE Sensex Index Fund	 <p>The risk of the scheme is very high</p>
<p>NIFTY 100 Total Returns Index (TRI)</p>  <p>The risk of the benchmark is very high</p>	HDFC NIFTY 100 Index Fund	 <p>The risk of the scheme is very high</p>

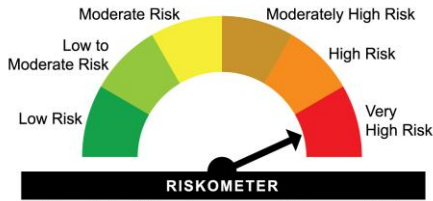
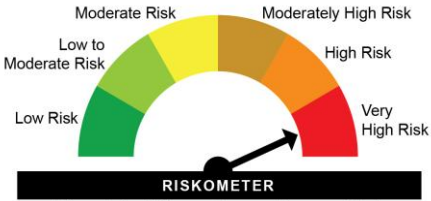
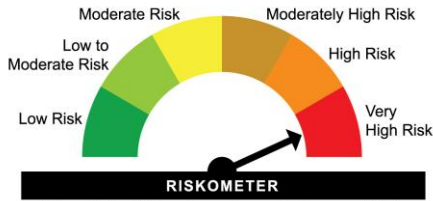
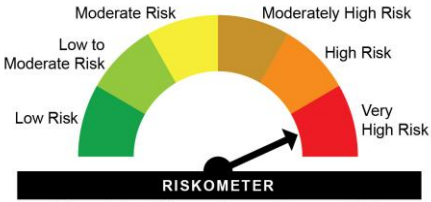

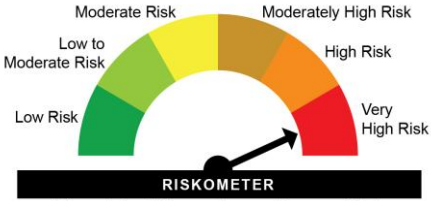

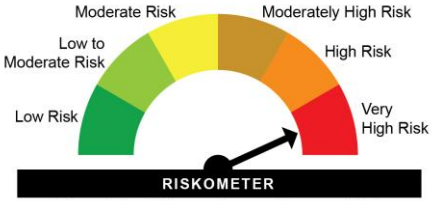

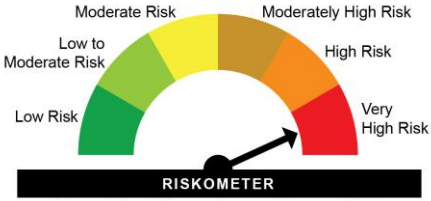
BENCHMARK AND SCHEME RISKOMETERS

NAME AND RISKOMETER OF BENCHMARK	NAME OF SCHEME(S)	RISKOMETER OF THE SCHEME(S)
<p>NIFTY50 Equal Weight Total Returns Index (TRI)</p>  <p>RISKOMETER</p> <p><i>The risk of the benchmark is very high</i></p>	<p>HDFC NIFTY50 Equal Weight Index Fund</p>	 <p>RISKOMETER</p> <p><i>The risk of the scheme is very high</i></p>
<p>NIFTY 100 Equal Weight Total Returns Index (TRI)</p>  <p>RISKOMETER</p> <p><i>The risk of the benchmark is very high</i></p>	<p>HDFC NIFTY 100 Equal Weight Index Fund</p>	 <p>RISKOMETER</p> <p><i>The risk of the scheme is very high</i></p>
<p>NIFTY Next 50 Total Returns Index (TRI)</p>  <p>RISKOMETER</p> <p><i>The risk of the benchmark is very high</i></p>	<p>HDFC NIFTY Next 50 Index Fund</p>	 <p>RISKOMETER</p> <p><i>The risk of the scheme is very high</i></p>
<p>NIFTY Midcap 150 Index (TRI)</p>  <p>RISKOMETER</p> <p><i>The risk of the benchmark is very high</i></p>	<p>HDFC NIFTY Midcap 150 Index Fund</p>	 <p>RISKOMETER</p> <p><i>The risk of the scheme is very high</i></p>
<p>Domestic Price of Physical Gold</p>  <p>RISKOMETER</p> <p><i>The risk of the benchmark is high</i></p>	<p>HDFC Gold ETF Fund of Fund</p>	 <p>RISKOMETER</p> <p><i>The risk of the scheme is very high</i></p>

BENCHMARK AND SCHEME RISKOMETERS

NAME AND RISKOMETER OF BENCHMARK	NAME OF SCHEME(S)	RISKOMETER OF THE SCHEME(S)
<p>Domestic Prices of physical Silver (derived as per regulatory norms)</p>  <p>RISKOMETER</p> <p><i>The risk of the benchmark is very high</i></p>	HDFC Silver ETF Fund of Fund	 <p>RISKOMETER</p> <p><i>The risk of the scheme is very high</i></p>
<p>MSCI World Index (Net Total Return Index) (Due to time zone difference, benchmark performance will be calculated with a day's lag).</p>  <p>RISKOMETER</p> <p><i>The risk of the benchmark is very high</i></p>	HDFC Developed World Overseas Equity Passive FOF	 <p>RISKOMETER</p> <p><i>The risk of the scheme is very high</i></p>
<p>NIFTY200 Momentum 30 Total Returns Index (TRI)</p>  <p>RISKOMETER</p> <p><i>The risk of the benchmark is very high</i></p>	HDFC NIFTY200 Momentum 30 Index Fund	 <p>RISKOMETER</p> <p><i>The risk of the scheme is very high</i></p>
<p>NIFTY Realty Index (TRI)</p>  <p>RISKOMETER</p> <p><i>The risk of the benchmark is very high</i></p>	HDFC NIFTY Realty Index Fund	 <p>RISKOMETER</p> <p><i>The risk of the scheme is very high</i></p>
<p>NIFTY100 Low Volatility 30 Index (TRI)</p>  <p>RISKOMETER</p> <p><i>The risk of the benchmark is very high</i></p>	HDFC NIFTY100 Low Volatility 30 Index Fund	 <p>RISKOMETER</p> <p><i>The risk of the scheme is very high</i></p>

BENCHMARK AND SCHEME RISKOMETERS

NAME AND RISKOMETER OF BENCHMARK	NAME OF SCHEME(S)	RISKOMETER OF THE SCHEME(S)
<p>Nifty500 Multicap 50:25:25 Index (TRI)</p>  <p>RISKOMETER</p> <p><i>The risk of the benchmark is very high</i></p>	HDFC NIFTY500 MULTICAP 50:25:25 INDEX FUND	 <p>RISKOMETER</p> <p><i>The risk of the scheme is very high</i></p>
<p>Nifty LargeMidcap 250 Index (TRI)</p>  <p>RISKOMETER</p> <p><i>The risk of the benchmark is very high</i></p>	HDFC Nifty LargeMidcap 250 Index Fund	 <p>RISKOMETER</p> <p><i>The risk of the scheme is very high</i></p>
<p>Nifty India Digital Index (TRI)</p>  <p>RISKOMETER</p> <p><i>The risk of the benchmark is very high</i></p>	HDFC Nifty India Digital Index Fund	 <p>RISKOMETER</p> <p><i>The risk of the scheme is very high</i></p>
<p>Nifty100 Quality 30 Index (TRI)</p>  <p>RISKOMETER</p> <p><i>The risk of the benchmark is very high</i></p>	HDFC Nifty100 Quality 30 Index Fund	 <p>RISKOMETER</p> <p><i>The risk of the scheme is very high</i></p>
<p>Nifty Top 20 Equal Weight Index (TRI)</p>  <p>RISKOMETER</p> <p><i>The risk of the benchmark is very high</i></p>	HDFC Nifty Top 20 Equal Weight Index Fund	 <p>RISKOMETER</p> <p><i>The risk of the scheme is very high</i></p>

Benchmark and Scheme Riskometer as on December 31, 2025