

**SCHEME PERFORMANCE - DIRECT PLAN - GROWTH OPTION  
(ANUPAM JOSHI & SANKALP BAID)**

HDFC NIFTY G-SEC APR 2029 INDEX FUND		NAV as at December 31, 2025		₹12.6361	
Date	Period	Scheme Returns (%)	Benchmark Returns (%)#	Additional Returns (%)##	Value of ₹10,000 invested (₹) Benchmark (₹)##
Dec 31, 24	Last 1 Year	8.66	8.91	6.37	10,866 10,891 10,637
Mar 10, 23	Since Inception	8.67	8.90	8.18	12,636 12,710 12,475
#NIFTY G- Sec Apr 2029 Index ##CRISIL 10 Year Gilt Index. This scheme is managed by Anupam Joshi from August 31, 2024 & Sankalp Baid from March 01, 2025.					

HDFC NIFTY G-SEC DEC 2026 INDEX FUND		NAV as at December 31, 2025		₹12.5717	
Date	Period	Scheme Returns (%)	Benchmark Returns (%)#	Additional Returns (%)##	Value of ₹10,000 invested (₹) Benchmark (₹)##
Dec 31, 24	Last 1 Year	7.48	7.72	6.37	10,748 10,772 10,637
Dec 30, 22	Last 3 Years	7.51	7.73	7.90	12,432 12,508 12,569
Nov 10, 22	Since Inception	7.55	7.76	7.92	12,572 12,646 12,705
#NIFTY G-Sec Dec 2026 Index ##CRISIL 10 Year Gilt Index. This scheme is managed by Anupam Joshi from August 31, 2024 & Sankalp Baid from March 01, 2025.					

HDFC NIFTY G-SEC JUL 2031 INDEX FUND		NAV as at December 31, 2025		₹12.9207	
Date	Period	Scheme Returns (%)	Benchmark Returns (%)#	Additional Returns (%)##	Value of ₹10,000 invested (₹) Benchmark (₹)##
Dec 31, 24	Last 1 Year	8.31	8.36	6.37	10,831 10,836 10,637
Dec 30, 22	Last 3 Years	8.53	8.66	7.90	12,788 12,835 12,569
Nov 10, 22	Since Inception	8.50	8.66	7.92	12,921 12,981 12,705
#NIFTY G-Sec July 2031 Index ##CRISIL 10 Year Gilt Index. This scheme is managed by Anupam Joshi from August 31, 2024 & Sankalp Baid from March 01, 2025.					

HDFC NIFTY G-SEC JUN 2027 INDEX FUND		NAV as at December 31, 2025		₹12.5623	
Date	Period	Scheme Returns (%)	Benchmark Returns (%)#	Additional Returns (%)##	Value of ₹10,000 invested (₹) Benchmark (₹)##
Dec 31, 24	Last 1 Year	8.03	7.85	6.37	10,803 10,785 10,637
Dec 30, 22	Last 3 Years	7.80	7.78	7.90	12,532 12,526 12,569
Dec 09, 22	Since Inception	7.73	7.72	7.82	12,562 12,558 12,595
#NIFTY G-Sec Jun 2027 Index ##CRISIL 10 Year Gilt Index. This scheme is managed by Anupam Joshi from August 31, 2024 & Sankalp Baid from March 01, 2025.					

HDFC NIFTY G-SEC JUN 2036 INDEX FUND		NAV as at December 31, 2025		₹12.7378	
Date	Period	Scheme Returns (%)	Benchmark Returns (%)#	Additional Returns (%)##	Value of ₹10,000 invested (₹) Benchmark (₹)##
Dec 31, 24	Last 1 Year	7.28	7.39	6.37	10,728 10,739 10,637
Mar 15, 23	Since Inception	9.03	8.88	8.01	12,738 12,689 12,406
#NIFTY G-Sec Jun 2036 Index ##CRISIL 10 Year Gilt Index. This scheme is managed by Anupam Joshi from August 31, 2024 & Sankalp Baid from March 01, 2025.					

HDFC NIFTY G-SEC SEP 2032 INDEX FUND		NAV as at December 31, 2025		₹12.7868	
Date	Period	Scheme Returns (%)	Benchmark Returns (%)#	Additional Returns (%)##	Value of ₹10,000 invested (₹) Benchmark (₹)##
Dec 31, 24	Last 1 Year	7.77	8.07	6.37	10,777 10,807 10,637
Dec 30, 22	Last 3 Years	8.46	8.71	7.90	12,764 12,853 12,569
Dec 09, 22	Since Inception	8.36	8.60	7.82	12,787 12,875 12,595
#NIFTY G-Sec Sep 2032 Index ##CRISIL 10 Year Gilt Index. This scheme is managed by Anupam Joshi from August 31, 2024 & Sankalp Baid from March 01, 2025.					

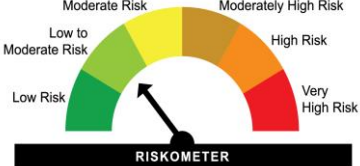


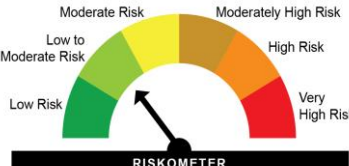



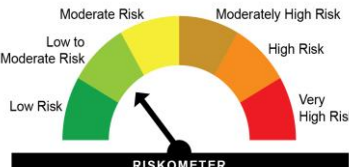


HDFC NIFTY SDL PLUS G-SEC JUN 2027 40:60 INDEX FUND		NAV as at December 31, 2025		₹12.3291	
Date	Period	Scheme Returns (%)	Benchmark Returns (%)#	Additional Returns (%)##	Value of ₹10,000 invested (₹) Benchmark (₹)##
Dec 31, 24	Last 1 Year	7.98	8.15	6.37	10,798 10,815 10,637
Mar 23, 23	Since Inception	7.83	8.07	7.96	12,329 12,405 12,372
#NIFTY SDL Plus G-Sec Jun 2027 40:60 Index ##CRISIL 10 Year Gilt Index. This scheme is managed by Anupam Joshi from August 31, 2024 & Sankalp Baid from March 01, 2025.					

HDFC NIFTY SDL OCT 2026 INDEX FUND		NAV as at December 31, 2025		₹12.3925	
Date	Period	Scheme Returns (%)	Benchmark Returns (%)#	Additional Returns (%)##	Value of ₹10,000 invested (₹) Benchmark (₹)##
Dec 31, 24	Last 1 Year	7.56	7.79	6.37	10,756 10,779 10,637
Feb 24, 23	Since Inception	7.81	8.01	8.16	12,393 12,457 12,507
#NIFTY SDL Oct 2026 Index ##CRISIL 10 Year Gilt Index. This scheme is managed by Anupam Joshi from August 31, 2024 & Sankalp Baid from March 01, 2025.					



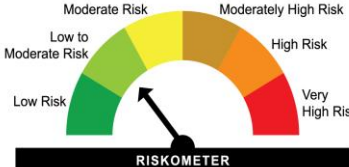



**Past performance may or may not be sustained in future and is not a guarantee of any future returns.** Returns greater than 1 year period are compounded annualized (CAGR). Different plans viz. Regular Plan and Direct Plan have a different expense structure. The expenses of the Direct Plan under the Scheme will be lower to the extent of the distribution expenses / commission charged in the Regular Plan. Load is not taken into consideration for computation of performance. Since Inception Date = Date of First allotment in the Scheme / Plan. N.A: Not Available

**MUTUAL FUND INVESTMENTS ARE SUBJECT TO MARKET RISKS, READ ALL SCHEME RELATED DOCUMENTS CAREFULLY.**

# BENCHMARK AND SCHEME RISKOMETERS

NAME AND RISKOMETER OF BENCHMARK	NAME OF SCHEME(S)	RISKOMETER OF THE SCHEME(S)	POTENTIAL RISK CLASS (Maximum risk the Scheme can take)																				
<p>NIFTY G- Sec Apr 2029 Index</p>  <p><b>RISKOMETER</b></p> <p>The risk of the benchmark is low to moderate</p>	HDFC NIFTY G-Sec Apr 2029 Index Fund	 <p><b>RISKOMETER</b></p> <p>The risk of the scheme is low to moderate</p>	<table border="1"> <tr> <td>Credit Risk →</td><td>Relatively Low (Class A)</td><td>Moderate (Class B)</td><td>Relatively High (Class C)</td></tr> <tr> <td>Interest Rate Risk ↓</td><td></td><td></td><td></td></tr> <tr> <td>Relatively Low (Class I)</td><td></td><td></td><td></td></tr> <tr> <td>Moderate (Class II)</td><td></td><td></td><td></td></tr> <tr> <td>Relatively High (Class III)</td><td><b>A-III</b></td><td></td><td></td></tr> </table> <p><b>A-III - A Scheme with Relatively High Interest Rate Risk and Relatively Low Credit Risk.</b></p>	Credit Risk →	Relatively Low (Class A)	Moderate (Class B)	Relatively High (Class C)	Interest Rate Risk ↓				Relatively Low (Class I)				Moderate (Class II)				Relatively High (Class III)	<b>A-III</b>		
Credit Risk →	Relatively Low (Class A)	Moderate (Class B)	Relatively High (Class C)																				
Interest Rate Risk ↓																							
Relatively Low (Class I)																							
Moderate (Class II)																							
Relatively High (Class III)	<b>A-III</b>																						
<p>NIFTY G-Sec Dec 2026 Index</p>  <p><b>RISKOMETER</b></p> <p>The risk of the benchmark is moderate</p>	HDFC Nifty G-Sec Dec 2026 Index Fund	 <p><b>RISKOMETER</b></p> <p>The risk of the scheme is low to moderate</p>	<table border="1"> <tr> <td>Credit Risk →</td><td>Relatively Low (Class A)</td><td>Moderate (Class B)</td><td>Relatively High (Class C)</td></tr> <tr> <td>Interest Rate Risk ↓</td><td></td><td></td><td></td></tr> <tr> <td>Relatively Low (Class I)</td><td></td><td></td><td></td></tr> <tr> <td>Moderate (Class II)</td><td></td><td></td><td></td></tr> <tr> <td>Relatively High (Class III)</td><td><b>A-III</b></td><td></td><td></td></tr> </table> <p><b>A-III - A Scheme with Relatively High Interest Rate Risk and Relatively Low Credit Risk.</b></p>	Credit Risk →	Relatively Low (Class A)	Moderate (Class B)	Relatively High (Class C)	Interest Rate Risk ↓				Relatively Low (Class I)				Moderate (Class II)				Relatively High (Class III)	<b>A-III</b>		
Credit Risk →	Relatively Low (Class A)	Moderate (Class B)	Relatively High (Class C)																				
Interest Rate Risk ↓																							
Relatively Low (Class I)																							
Moderate (Class II)																							
Relatively High (Class III)	<b>A-III</b>																						
<p>NIFTY G-Sec July 2031 Index</p>  <p><b>RISKOMETER</b></p> <p>The risk of the benchmark is moderate</p>	HDFC Nifty G-Sec Jul 2031 Index Fund	 <p><b>RISKOMETER</b></p> <p>The risk of the scheme is moderate</p>	<table border="1"> <tr> <td>Credit Risk →</td><td>Relatively Low (Class A)</td><td>Moderate (Class B)</td><td>Relatively High (Class C)</td></tr> <tr> <td>Interest Rate Risk ↓</td><td></td><td></td><td></td></tr> <tr> <td>Relatively Low (Class I)</td><td></td><td></td><td></td></tr> <tr> <td>Moderate (Class II)</td><td></td><td></td><td></td></tr> <tr> <td>Relatively High (Class III)</td><td><b>A-III</b></td><td></td><td></td></tr> </table> <p><b>A-III - A Scheme with Relatively High Interest Rate Risk and Relatively Low Credit Risk.</b></p>	Credit Risk →	Relatively Low (Class A)	Moderate (Class B)	Relatively High (Class C)	Interest Rate Risk ↓				Relatively Low (Class I)				Moderate (Class II)				Relatively High (Class III)	<b>A-III</b>		
Credit Risk →	Relatively Low (Class A)	Moderate (Class B)	Relatively High (Class C)																				
Interest Rate Risk ↓																							
Relatively Low (Class I)																							
Moderate (Class II)																							
Relatively High (Class III)	<b>A-III</b>																						
<p>NIFTY G-Sec Jun 2027 Index</p>  <p><b>RISKOMETER</b></p> <p>The risk of the benchmark is low to moderate</p>	HDFC Nifty G-Sec Jun 2027 Index Fund	 <p><b>RISKOMETER</b></p> <p>The risk of the scheme is low to moderate</p>	<table border="1"> <tr> <td>Credit Risk →</td><td>Relatively Low (Class A)</td><td>Moderate (Class B)</td><td>Relatively High (Class C)</td></tr> <tr> <td>Interest Rate Risk ↓</td><td></td><td></td><td></td></tr> <tr> <td>Relatively Low (Class I)</td><td></td><td></td><td></td></tr> <tr> <td>Moderate (Class II)</td><td></td><td></td><td></td></tr> <tr> <td>Relatively High (Class III)</td><td><b>A-III</b></td><td></td><td></td></tr> </table> <p><b>A-III - A Scheme with Relatively High Interest Rate Risk and Relatively Low Credit Risk.</b></p>	Credit Risk →	Relatively Low (Class A)	Moderate (Class B)	Relatively High (Class C)	Interest Rate Risk ↓				Relatively Low (Class I)				Moderate (Class II)				Relatively High (Class III)	<b>A-III</b>		
Credit Risk →	Relatively Low (Class A)	Moderate (Class B)	Relatively High (Class C)																				
Interest Rate Risk ↓																							
Relatively Low (Class I)																							
Moderate (Class II)																							
Relatively High (Class III)	<b>A-III</b>																						
<p>NIFTY G-Sec Sep 2032 Index</p>  <p><b>RISKOMETER</b></p> <p>The risk of the benchmark is moderate</p>	HDFC Nifty G-Sec Sep 2032 Index Fund	 <p><b>RISKOMETER</b></p> <p>The risk of the scheme is moderate</p>	<table border="1"> <tr> <td>Credit Risk →</td><td>Relatively Low (Class A)</td><td>Moderate (Class B)</td><td>Relatively High (Class C)</td></tr> <tr> <td>Interest Rate Risk ↓</td><td></td><td></td><td></td></tr> <tr> <td>Relatively Low (Class I)</td><td></td><td></td><td></td></tr> <tr> <td>Moderate (Class II)</td><td></td><td></td><td></td></tr> <tr> <td>Relatively High (Class III)</td><td><b>A-III</b></td><td></td><td></td></tr> </table> <p><b>A-III - A Scheme with Relatively High Interest Rate Risk and Relatively Low Credit Risk.</b></p>	Credit Risk →	Relatively Low (Class A)	Moderate (Class B)	Relatively High (Class C)	Interest Rate Risk ↓				Relatively Low (Class I)				Moderate (Class II)				Relatively High (Class III)	<b>A-III</b>		
Credit Risk →	Relatively Low (Class A)	Moderate (Class B)	Relatively High (Class C)																				
Interest Rate Risk ↓																							
Relatively Low (Class I)																							
Moderate (Class II)																							
Relatively High (Class III)	<b>A-III</b>																						

## BENCHMARK AND SCHEME RISKOMETERS

NAME AND RISKOMETER OF BENCHMARK	NAME OF SCHEME(S)	RISKOMETER OF THE SCHEME(S)	POTENTIAL RISK CLASS (Maximum risk the Scheme can take)																								
<p>NIFTY G-Sec Jun 2036 Index</p>  <p><b>RISKOMETER</b></p> <p><i>The risk of the benchmark is moderate</i></p>	HDFC NIFTY G-sec Jun 2036 Index Fund	 <p><b>RISKOMETER</b></p> <p><i>The risk of the scheme is moderate</i></p>	<table border="1"> <tr> <td>Credit Risk →</td><td>Relatively Low (Class A)</td><td>Moderate (Class B)</td><td>Relatively High (Class C)</td></tr> <tr> <td>Interest Rate Risk ↓</td><td></td><td></td><td></td></tr> <tr> <td>Relatively Low (Class I)</td><td></td><td></td><td></td></tr> <tr> <td>Moderate (Class II)</td><td></td><td></td><td></td></tr> <tr> <td>Relatively High (Class III)</td><td><b>A-III</b></td><td></td><td></td></tr> <tr> <td colspan="4"><b>A-III - A Scheme with Relatively High Interest Rate Risk and Relatively Low Credit Risk.</b></td></tr> </table>	Credit Risk →	Relatively Low (Class A)	Moderate (Class B)	Relatively High (Class C)	Interest Rate Risk ↓				Relatively Low (Class I)				Moderate (Class II)				Relatively High (Class III)	<b>A-III</b>			<b>A-III - A Scheme with Relatively High Interest Rate Risk and Relatively Low Credit Risk.</b>			
Credit Risk →	Relatively Low (Class A)	Moderate (Class B)	Relatively High (Class C)																								
Interest Rate Risk ↓																											
Relatively Low (Class I)																											
Moderate (Class II)																											
Relatively High (Class III)	<b>A-III</b>																										
<b>A-III - A Scheme with Relatively High Interest Rate Risk and Relatively Low Credit Risk.</b>																											
<p>NIFTY SDL Plus G-Sec Jun 2027 40:60 Index</p>  <p><b>RISKOMETER</b></p> <p><i>The risk of the benchmark is low to moderate</i></p>	HDFC NIFTY SDL Plus G-Sec Jun 2027 40:60 Index Fund	 <p><b>RISKOMETER</b></p> <p><i>The risk of the scheme is low to moderate</i></p>	<table border="1"> <tr> <td>Credit Risk →</td><td>Relatively Low (Class A)</td><td>Moderate (Class B)</td><td>Relatively High (Class C)</td></tr> <tr> <td>Interest Rate Risk ↓</td><td></td><td></td><td></td></tr> <tr> <td>Relatively Low (Class I)</td><td></td><td></td><td></td></tr> <tr> <td>Moderate (Class II)</td><td></td><td></td><td></td></tr> <tr> <td>Relatively High (Class III)</td><td><b>A-III</b></td><td></td><td></td></tr> <tr> <td colspan="4"><b>A-III - A Scheme with Relatively High Interest Rate Risk and Relatively Low Credit Risk.</b></td></tr> </table>	Credit Risk →	Relatively Low (Class A)	Moderate (Class B)	Relatively High (Class C)	Interest Rate Risk ↓				Relatively Low (Class I)				Moderate (Class II)				Relatively High (Class III)	<b>A-III</b>			<b>A-III - A Scheme with Relatively High Interest Rate Risk and Relatively Low Credit Risk.</b>			
Credit Risk →	Relatively Low (Class A)	Moderate (Class B)	Relatively High (Class C)																								
Interest Rate Risk ↓																											
Relatively Low (Class I)																											
Moderate (Class II)																											
Relatively High (Class III)	<b>A-III</b>																										
<b>A-III - A Scheme with Relatively High Interest Rate Risk and Relatively Low Credit Risk.</b>																											
<p>NIFTY SDL Oct 2026 Index</p>  <p><b>RISKOMETER</b></p> <p><i>The risk of the benchmark is moderate</i></p>	HDFC Nifty SDL Oct 2026 Index Fund	 <p><b>RISKOMETER</b></p> <p><i>The risk of the scheme is low to moderate</i></p>	<table border="1"> <tr> <td>Credit Risk →</td><td>Relatively Low (Class A)</td><td>Moderate (Class B)</td><td>Relatively High (Class C)</td></tr> <tr> <td>Interest Rate Risk ↓</td><td></td><td></td><td></td></tr> <tr> <td>Relatively Low (Class I)</td><td></td><td></td><td></td></tr> <tr> <td>Moderate (Class II)</td><td></td><td></td><td></td></tr> <tr> <td>Relatively High (Class III)</td><td><b>A-III</b></td><td></td><td></td></tr> <tr> <td colspan="4"><b>A-III - A Scheme with Relatively High Interest Rate Risk and Relatively Low Credit Risk.</b></td></tr> </table>	Credit Risk →	Relatively Low (Class A)	Moderate (Class B)	Relatively High (Class C)	Interest Rate Risk ↓				Relatively Low (Class I)				Moderate (Class II)				Relatively High (Class III)	<b>A-III</b>			<b>A-III - A Scheme with Relatively High Interest Rate Risk and Relatively Low Credit Risk.</b>			
Credit Risk →	Relatively Low (Class A)	Moderate (Class B)	Relatively High (Class C)																								
Interest Rate Risk ↓																											
Relatively Low (Class I)																											
Moderate (Class II)																											
Relatively High (Class III)	<b>A-III</b>																										
<b>A-III - A Scheme with Relatively High Interest Rate Risk and Relatively Low Credit Risk.</b>																											

Benchmark and Scheme Riskometer as on December 31, 2025