

SCHEME PERFORMANCE - DIRECT PLAN - GROWTH OPTION (ANUPAM JOSHI)

HDFC FMP 1861D MARCH 2022 (46)		NAV as at December 31, 2025		₹12.8495	
Date	Period	Scheme Returns (%)	Benchmark Returns (%)#	Additional Value of ₹10,000 invested (₹)	Additional Benchmark Value of ₹10,000 invested (₹)##
Dec 31, 24	Last 1 Year	8.01	5.47	6.37	10,801
Dec 30, 22	Last 3 Years	7.93	7.13	7.90	12,579
Mar 09, 22	Since Inception	6.79	6.28	6.77	12,850
#NIFTY Medium To Long Duration Debt Index ##CRISIL 10 Year Gilt Index. This scheme is managed by Anupam Joshi from August 31, 2024.					

HDFC FMP 1876D MARCH 2022 (46)		NAV as at December 31, 2025		₹12.808	
Date	Period	Scheme Returns (%)	Benchmark Returns (%)#	Additional Value of ₹10,000 invested (₹)	Additional Benchmark Value of ₹10,000 invested (₹)##
Dec 31, 24	Last 1 Year	8.04	5.47	6.37	10,804
Dec 30, 22	Last 3 Years	7.98	7.13	7.90	12,595
Mar 29, 22	Since Inception	6.80	6.19	6.69	12,808
#NIFTY Medium To Long Duration Debt Index ##CRISIL 10 Year Gilt Index. This scheme is managed by Anupam Joshi from August 31, 2024.					

HDFC FMP 1406D AUGUST 2022(46)		NAV as at December 31, 2025		₹12.6458	
Date	Period	Scheme Returns (%)	Benchmark Returns (%)#	Additional Value of ₹10,000 invested (₹)	Additional Benchmark Value of ₹10,000 invested (₹)##
Dec 31, 24	Last 1 Year	7.38	7.46	6.37	10,738
Dec 30, 22	Last 3 Years	7.54	7.45	7.90	12,442
Aug 25, 22	Since Inception	7.25	7.17	7.65	12,646
#NIFTY Medium Duration Debt Index ##CRISIL 10 Year Gilt Index. This scheme is managed by Anupam Joshi from August 31, 2024.					

HDFC FMP 1359D SEPTEMBER 2022 (46)		NAV as at December 31, 2025		₹12.6607	
Date	Period	Scheme Returns (%)	Benchmark Returns (%)#	Additional Value of ₹10,000 invested (₹)	Additional Benchmark Value of ₹10,000 invested (₹)##
Dec 31, 24	Last 1 Year	7.19	7.46	6.37	10,719
Dec 30, 22	Last 3 Years	7.45	7.45	7.90	12,409
Oct 11, 22	Since Inception	7.59	7.68	8.13	12,661
#NIFTY Medium Duration Debt Index ##CRISIL 10 Year Gilt Index. This scheme is managed by Anupam Joshi from August 31, 2024.					

HDFC FMP 1204D DECEMBER 2022 (47)		NAV as at December 31, 2025		₹12.3466	
Date	Period	Scheme Returns (%)	Benchmark Returns (%)#	Additional Value of ₹10,000 invested (₹)	Additional Benchmark Value of ₹10,000 invested (₹)##
Dec 31, 24	Last 1 Year	6.92	7.46	6.37	10,692
Dec 30, 22	Last 3 Years	7.24	7.45	7.90	12,337
Dec 27, 22	Since Inception	7.25	7.42	7.86	12,347
#NIFTY Long Duration Debt Index ##CRISIL 10 Year Gilt Index. This scheme is managed by Anupam Joshi from August 31, 2024.					

HDFC FMP 2638D FEBRUARY 2023 (47)		NAV as at December 31, 2025		₹12.8237	
Date	Period	Scheme Returns (%)	Benchmark Returns (%)#	Additional Value of ₹10,000 invested (₹)	Additional Benchmark Value of ₹10,000 invested (₹)##
Dec 31, 24	Last 1 Year	8.43	3.04	6.37	10,843
Feb 23, 23	Since Inception	9.10	6.99	8.08	12,824
#NIFTY Long Duration Debt Index ##CRISIL 10 Year Gilt Index. This scheme is managed by Anupam Joshi from August 31, 2024.					

HDFC FMP 1269D MARCH 2023 (47)		NAV as at December 31, 2025		₹12.2426	
Date	Period	Scheme Returns (%)	Benchmark Returns (%)#	Additional Value of ₹10,000 invested (₹)	Additional Benchmark Value of ₹10,000 invested (₹)##
Dec 31, 24	Last 1 Year	7.56	7.46	6.37	10,756
Mar 21, 23	Since Inception	7.54	7.64	7.98	12,243
#NIFTY Medium Duration Debt Index ##CRISIL 10 Year Gilt Index. This scheme is managed by Anupam Joshi from August 31, 2024.					











HDFC CORPORATE BOND FUND		NAV as at December 31, 2025		₹34.1993	
Date	Period	Scheme Returns (%)	Benchmark Returns (%)#	Additional Value of ₹10,000 invested (₹)	Additional Benchmark Value of ₹10,000 invested (₹)##
Dec 31, 24	Last 1 Year	7.60	7.27	6.37	10,760
Dec 30, 22	Last 3 Years	7.95	7.29	7.90	12,586
Dec 31, 20	Last 5 Years	6.31	5.74	5.05	13,584
Dec 31, 15	Last 10 Years	7.78	7.12	6.52	21,169
Jan 01, 13	Since Inception	8.08	7.53	6.55	27,468
#NIFTY Corporate Bond Index A- II ##CRISIL 10 Year Gilt Index. This scheme is managed by Anupam Joshi from October 27, 2015.					

HDFC CRISIL-IBX FINANCIAL SERVICES 3-6 MONTHS DEBT INDEX FUND		NAV as at December 31, 2025		₹10.4497	
Date	Period	Scheme Returns (%)	Benchmark Returns (%)#	Additional Value of ₹10,000 invested (₹)	Additional Benchmark Value of ₹10,000 invested (₹)##
Jun 30, 25	Last 6 Months	6.65	6.30	4.28	10,335
#CRISIL-IBX Financial Services 3-6 Months Debt Index ("the Underlying Index") ##CRISIL 1 Year T-bill Index. Simple annualized returns have been provided as per the extant guidelines since the scheme has completed 6 months but not 1 year. However, such returns may not be representative. Absolute returns of the Scheme for the 6 month period is 3.35%. This scheme is managed by Anupam Joshi from May 6, 2025.					

Past performance may or may not be sustained in future and is not a guarantee of any future returns. Returns greater than 1 year period are compounded annualized (CAGR). Different plans viz. Regular Plan and Direct Plan have a different expense structure. The expenses of the Direct Plan under the Scheme will be lower to the extent of the distribution expenses / commission charged in the Regular Plan. Load is not taken into consideration for computation of performance. Since Inception Date = Date of First allotment in the Scheme / Plan. N.A: Not Available

MUTUAL FUND INVESTMENTS ARE SUBJECT TO MARKET RISKS, READ ALL SCHEME RELATED DOCUMENTS CAREFULLY.

BENCHMARK AND SCHEME RISKOMETERS

NAME AND RISKOMETER OF BENCHMARK	NAME OF SCHEME(S)	RISKOMETER OF THE SCHEME(S)	POTENTIAL RISK CLASS (Maximum risk the Scheme can take)																				
<p>NIFTY Medium To Long Duration Debt Index</p>  <p>RISKOMETER The risk of the benchmark is moderate</p>	HDFC FMP 1861D March 2022 (46)	 <p>RISKOMETER The risk of the scheme is low to moderate</p>	<table border="1"> <tr> <td>Credit Risk →</td><td>Relatively Low (Class A)</td><td>Moderate (Class B)</td><td>Relatively High (Class C)</td></tr> <tr> <td>Interest Rate Risk ↓</td><td></td><td></td><td></td></tr> <tr> <td>Relatively Low (Class I)</td><td></td><td></td><td></td></tr> <tr> <td>Moderate (Class II)</td><td></td><td></td><td></td></tr> <tr> <td>Relatively High (Class III)</td><td>A-III</td><td></td><td></td></tr> </table> <p>A-III - A Scheme with Relatively High Interest Rate Risk and Relatively Low Credit Risk.</p>	Credit Risk →	Relatively Low (Class A)	Moderate (Class B)	Relatively High (Class C)	Interest Rate Risk ↓				Relatively Low (Class I)				Moderate (Class II)				Relatively High (Class III)	A-III		
Credit Risk →	Relatively Low (Class A)	Moderate (Class B)	Relatively High (Class C)																				
Interest Rate Risk ↓																							
Relatively Low (Class I)																							
Moderate (Class II)																							
Relatively High (Class III)	A-III																						
<p>NIFTY Medium To Long Duration Debt Index</p>  <p>RISKOMETER The risk of the benchmark is moderate</p>	HDFC FMP 1876D March 2022 (46)	 <p>RISKOMETER The risk of the scheme is moderate</p>	<table border="1"> <tr> <td>Credit Risk →</td><td>Relatively Low (Class A)</td><td>Moderate (Class B)</td><td>Relatively High (Class C)</td></tr> <tr> <td>Interest Rate Risk ↓</td><td></td><td></td><td></td></tr> <tr> <td>Relatively Low (Class I)</td><td></td><td></td><td></td></tr> <tr> <td>Moderate (Class II)</td><td></td><td></td><td></td></tr> <tr> <td>Relatively High (Class III)</td><td>A-III</td><td></td><td></td></tr> </table> <p>A-III - A Scheme with Relatively High Interest Rate Risk and Relatively Low Credit Risk.</p>	Credit Risk →	Relatively Low (Class A)	Moderate (Class B)	Relatively High (Class C)	Interest Rate Risk ↓				Relatively Low (Class I)				Moderate (Class II)				Relatively High (Class III)	A-III		
Credit Risk →	Relatively Low (Class A)	Moderate (Class B)	Relatively High (Class C)																				
Interest Rate Risk ↓																							
Relatively Low (Class I)																							
Moderate (Class II)																							
Relatively High (Class III)	A-III																						
<p>NIFTY Medium Duration Debt Index</p>  <p>RISKOMETER The risk of the benchmark is moderate</p>	HDFC FMP 1406D August 2022(46)	 <p>RISKOMETER The risk of the scheme is low</p>	<table border="1"> <tr> <td>Credit Risk →</td><td>Relatively Low (Class A)</td><td>Moderate (Class B)</td><td>Relatively High (Class C)</td></tr> <tr> <td>Interest Rate Risk ↓</td><td></td><td></td><td></td></tr> <tr> <td>Relatively Low (Class I)</td><td></td><td></td><td></td></tr> <tr> <td>Moderate (Class II)</td><td></td><td></td><td></td></tr> <tr> <td>Relatively High (Class III)</td><td>A-III</td><td></td><td></td></tr> </table> <p>A-III - A Scheme with Relatively High Interest Rate Risk and Relatively Low Credit Risk.</p>	Credit Risk →	Relatively Low (Class A)	Moderate (Class B)	Relatively High (Class C)	Interest Rate Risk ↓				Relatively Low (Class I)				Moderate (Class II)				Relatively High (Class III)	A-III		
Credit Risk →	Relatively Low (Class A)	Moderate (Class B)	Relatively High (Class C)																				
Interest Rate Risk ↓																							
Relatively Low (Class I)																							
Moderate (Class II)																							
Relatively High (Class III)	A-III																						
<p>NIFTY Medium Duration Debt Index</p>  <p>RISKOMETER The risk of the benchmark is moderate</p>	HDFC FMP 1359D September 2022 (46)	 <p>RISKOMETER The risk of the scheme is low</p>	<table border="1"> <tr> <td>Credit Risk →</td><td>Relatively Low (Class A)</td><td>Moderate (Class B)</td><td>Relatively High (Class C)</td></tr> <tr> <td>Interest Rate Risk ↓</td><td></td><td></td><td></td></tr> <tr> <td>Relatively Low (Class I)</td><td></td><td></td><td></td></tr> <tr> <td>Moderate (Class II)</td><td></td><td></td><td></td></tr> <tr> <td>Relatively High (Class III)</td><td>A-III</td><td></td><td></td></tr> </table> <p>A-III - A Scheme with Relatively High Interest Rate Risk and Relatively Low Credit Risk.</p>	Credit Risk →	Relatively Low (Class A)	Moderate (Class B)	Relatively High (Class C)	Interest Rate Risk ↓				Relatively Low (Class I)				Moderate (Class II)				Relatively High (Class III)	A-III		
Credit Risk →	Relatively Low (Class A)	Moderate (Class B)	Relatively High (Class C)																				
Interest Rate Risk ↓																							
Relatively Low (Class I)																							
Moderate (Class II)																							
Relatively High (Class III)	A-III																						
<p>NIFTY Long Duration Debt Index</p>  <p>RISKOMETER The risk of the benchmark is moderate</p>	HDFC FMP 1204D December 2022 (47)	 <p>RISKOMETER The risk of the scheme is moderate</p>	<table border="1"> <tr> <td>Credit Risk →</td><td>Relatively Low (Class A)</td><td>Moderate (Class B)</td><td>Relatively High (Class C)</td></tr> <tr> <td>Interest Rate Risk ↓</td><td></td><td></td><td></td></tr> <tr> <td>Relatively Low (Class I)</td><td></td><td></td><td></td></tr> <tr> <td>Moderate (Class II)</td><td></td><td></td><td></td></tr> <tr> <td>Relatively High (Class III)</td><td>A-III</td><td></td><td></td></tr> </table> <p>A-III - A Scheme with Relatively High Interest Rate Risk and Relatively Low Credit Risk.</p>	Credit Risk →	Relatively Low (Class A)	Moderate (Class B)	Relatively High (Class C)	Interest Rate Risk ↓				Relatively Low (Class I)				Moderate (Class II)				Relatively High (Class III)	A-III		
Credit Risk →	Relatively Low (Class A)	Moderate (Class B)	Relatively High (Class C)																				
Interest Rate Risk ↓																							
Relatively Low (Class I)																							
Moderate (Class II)																							
Relatively High (Class III)	A-III																						

BENCHMARK AND SCHEME RISKOMETERS

NAME AND RISKOMETER OF BENCHMARK	NAME OF SCHEME(S)	RISKOMETER OF THE SCHEME(S)	POTENTIAL RISK CLASS (Maximum risk the Scheme can take)																				
<p>NIFTY Long Duration Debt Index</p> <p>RISKOMETER The risk of the benchmark is moderate</p>	<p>HDFC FMP 2638D February 2023 (47)</p>	<p>RISKOMETER The risk of the scheme is moderate</p>	<table border="1"> <tr> <td>Credit Risk →</td><td>Relatively Low (Class A)</td><td>Moderate (Class B)</td><td>Relatively High (Class C)</td></tr> <tr> <td>Interest Rate Risk ↓</td><td></td><td></td><td></td></tr> <tr> <td>Relatively Low (Class I)</td><td></td><td></td><td></td></tr> <tr> <td>Moderate (Class II)</td><td></td><td></td><td></td></tr> <tr> <td>Relatively High (Class III)</td><td>A-III</td><td></td><td></td></tr> </table> <p>A-III - A Scheme with Relatively High Interest Rate Risk and Relatively Low Credit Risk.</p>	Credit Risk →	Relatively Low (Class A)	Moderate (Class B)	Relatively High (Class C)	Interest Rate Risk ↓				Relatively Low (Class I)				Moderate (Class II)				Relatively High (Class III)	A-III		
Credit Risk →	Relatively Low (Class A)	Moderate (Class B)	Relatively High (Class C)																				
Interest Rate Risk ↓																							
Relatively Low (Class I)																							
Moderate (Class II)																							
Relatively High (Class III)	A-III																						
<p>NIFTY Medium Duration Debt Index</p> <p>RISKOMETER The risk of the benchmark is moderate</p>	<p>HDFC FMP 1269D March 2023 (47)</p>	<p>RISKOMETER The risk of the scheme is moderate</p>	<table border="1"> <tr> <td>Credit Risk →</td><td>Relatively Low (Class A)</td><td>Moderate (Class B)</td><td>Relatively High (Class C)</td></tr> <tr> <td>Interest Rate Risk ↓</td><td></td><td></td><td></td></tr> <tr> <td>Relatively Low (Class I)</td><td></td><td></td><td></td></tr> <tr> <td>Moderate (Class II)</td><td></td><td></td><td></td></tr> <tr> <td>Relatively High (Class III)</td><td>A-III</td><td></td><td></td></tr> </table> <p>A-III - A Scheme with Relatively High Interest Rate Risk and Relatively Low Credit Risk.</p>	Credit Risk →	Relatively Low (Class A)	Moderate (Class B)	Relatively High (Class C)	Interest Rate Risk ↓				Relatively Low (Class I)				Moderate (Class II)				Relatively High (Class III)	A-III		
Credit Risk →	Relatively Low (Class A)	Moderate (Class B)	Relatively High (Class C)																				
Interest Rate Risk ↓																							
Relatively Low (Class I)																							
Moderate (Class II)																							
Relatively High (Class III)	A-III																						
<p>NIFTY Corporate Bond Index A- II</p> <p>RISKOMETER The risk of the benchmark is moderate</p>	<p>HDFC Corporate Bond Fund</p>	<p>RISKOMETER The risk of the scheme is moderate</p>	<table border="1"> <tr> <td>Credit Risk →</td><td>Relatively Low (Class A)</td><td>Moderate (Class B)</td><td>Relatively High (Class C)</td></tr> <tr> <td>Interest Rate Risk ↓</td><td></td><td></td><td></td></tr> <tr> <td>Relatively Low (Class I)</td><td></td><td></td><td></td></tr> <tr> <td>Moderate (Class II)</td><td></td><td></td><td></td></tr> <tr> <td>Relatively High (Class III)</td><td></td><td>B-III</td><td></td></tr> </table> <p>B-III - A Scheme with Relatively High Interest Rate Risk and Moderate Credit Risk.</p>	Credit Risk →	Relatively Low (Class A)	Moderate (Class B)	Relatively High (Class C)	Interest Rate Risk ↓				Relatively Low (Class I)				Moderate (Class II)				Relatively High (Class III)		B-III	
Credit Risk →	Relatively Low (Class A)	Moderate (Class B)	Relatively High (Class C)																				
Interest Rate Risk ↓																							
Relatively Low (Class I)																							
Moderate (Class II)																							
Relatively High (Class III)		B-III																					
<p>CRISIL-IBX Financial Services 3-6 Months Debt Index ("the Underlying Index")</p> <p>RISKOMETER The risk of the benchmark is low to moderate</p>	<p>HDFC CRISIL- IBX Financial Services 3-6 Months Debt Index Fund</p>	<p>RISKOMETER The risk of the scheme is low to moderate</p>	<table border="1"> <tr> <td>Credit Risk →</td><td>Relatively Low (Class A)</td><td>Moderate (Class B)</td><td>Relatively High (Class C)</td></tr> <tr> <td>Interest Rate Risk ↓</td><td></td><td></td><td></td></tr> <tr> <td>Relatively Low (Class I)</td><td>A-I</td><td></td><td></td></tr> <tr> <td>Moderate (Class II)</td><td></td><td></td><td></td></tr> <tr> <td>Relatively High (Class III)</td><td></td><td></td><td></td></tr> </table> <p>A-I - A Scheme with Relatively Low Interest Rate Risk and Relatively Low Credit Risk.</p>	Credit Risk →	Relatively Low (Class A)	Moderate (Class B)	Relatively High (Class C)	Interest Rate Risk ↓				Relatively Low (Class I)	A-I			Moderate (Class II)				Relatively High (Class III)			
Credit Risk →	Relatively Low (Class A)	Moderate (Class B)	Relatively High (Class C)																				
Interest Rate Risk ↓																							
Relatively Low (Class I)	A-I																						
Moderate (Class II)																							
Relatively High (Class III)																							

Benchmark and Scheme Riskometer as on December 31, 2025