

SCHEME PERFORMANCE - REGULAR PLAN - GROWTH OPTION (ANIL BAMBOLI)

HDFC FLOATING RATE DEBT FUND		NAV as at April 30, 2026			₹52.3674		
Date	Period	Scheme Returns (%)	Benchmark Returns (%)#	Additional Returns (%)##	Value of ₹10,000 invested (₹)	Scheme Benchmark (₹)#	Additional Benchmark (₹)##
Apr 30, 25	Last 1 Year	5.98	5.53	0.59	10,598	10,553	10,059
Apr 28, 23	Last 3 Years	7.57	7.13	6.35	12,455	12,302	12,035
Apr 30, 21	Last 5 Years	6.57	6.05	4.78	13,748	13,418	12,628
Apr 29, 16	Last 10 Years	7.15	7.00	6.03	19,968	19,680	17,971
Oct 23, 07	Since Inception	7.73	7.52	6.36	39,726	38,352	31,337

#CRISIL Short Duration Debt A-II Index ##CRISIL 10 Year Gilt Index. This scheme is managed by Anil Bamboli from March 07, 2026.

HDFC DYNAMIC DEBT FUND		NAV as at April 30, 2026			₹90.47		
Date	Period	Scheme Returns (%)	Benchmark Returns (%)#	Additional Returns (%)##	Value of ₹10,000 invested (₹)	Scheme Benchmark (₹)#	Additional Benchmark (₹)##
Apr 30, 25	Last 1 Year	0.49	2.89	0.59	10,049	10,289	10,059
Apr 28, 23	Last 3 Years	5.80	6.56	6.35	11,847	12,107	12,035
Apr 30, 21	Last 5 Years	5.85	5.62	4.78	13,293	13,149	12,628
Apr 29, 16	Last 10 Years	5.78	7.00	6.03	17,546	19,684	17,971
Apr 28, 97	Since Inception	7.88	NA	NA	90,470	NA	NA

#NIFTY Composite Debt Index A-III ##CRISIL 10 Year Gilt Index. This scheme is managed by Anil Bamboli from February 16, 2004.

HDFC SHORT TERM DEBT FUND		NAV as at April 30, 2026			₹33.3601		
Date	Period	Scheme Returns (%)	Benchmark Returns (%)#	Additional Returns (%)##	Value of ₹10,000 invested (₹)	Scheme Benchmark (₹)#	Additional Benchmark (₹)##
Apr 30, 25	Last 1 Year	5.17	5.53	0.59	10,517	10,553	10,059
Apr 28, 23	Last 3 Years	7.20	7.13	6.35	12,326	12,302	12,035
Apr 30, 21	Last 5 Years	6.15	6.05	4.78	13,477	13,418	12,628
Apr 29, 16	Last 10 Years	7.19	7.00	6.03	20,035	19,680	17,971
Jun 25, 10	Since Inception	7.89	7.54	6.27	33,360	31,663	26,245

#CRISIL Short Duration Debt A-II Index ##CRISIL 10 Year Gilt Index. This scheme is managed by Anil Bamboli from June 25, 2010.

HDFC GILT FUND		NAV as at April 30, 2026			₹55.6799		
Date	Period	Scheme Returns (%)	Benchmark Returns (%)#	Additional Returns (%)##	Value of ₹10,000 invested (₹)	Scheme Benchmark (₹)#	Additional Benchmark (₹)##
Apr 30, 25	Last 1 Year	-0.21	0.07	0.59	9,979	10,007	10,059
Apr 28, 23	Last 3 Years	5.83	6.44	6.35	11,859	12,065	12,035
Apr 30, 21	Last 5 Years	4.98	5.65	4.78	12,754	13,163	12,628
Apr 29, 16	Last 10 Years	6.15	6.98	6.03	18,179	19,638	17,971
Jul 25, 01	Since Inception	7.17	NA	NA	55,680	NA	NA

#NIFTY All Duration G-Sec Index ##CRISIL 10 Year Gilt Index. This scheme is managed by Anil Bamboli from September 1, 2007.

HDFC BANKING AND PSU DEBT FUND		NAV as at April 30, 2026			₹23.7853		
Date	Period	Scheme Returns (%)	Benchmark Returns (%)#	Additional Returns (%)##	Value of ₹10,000 invested (₹)	Scheme Benchmark (₹)#	Additional Benchmark (₹)##
Apr 30, 25	Last 1 Year	4.12	4.85	0.59	10,412	10,485	10,059
Apr 28, 23	Last 3 Years	6.68	6.70	6.35	12,148	12,154	12,035
Apr 30, 21	Last 5 Years	5.79	5.64	4.78	13,251	13,158	12,628
Apr 29, 16	Last 10 Years	6.97	6.76	6.03	19,630	19,248	17,971
Mar 26, 14	Since Inception	7.42	7.24	6.89	23,785	23,305	22,390

#NIFTY Banking & PSU Debt Index A-II ##CRISIL 10 Year Gilt Index. This scheme is managed by Anil Bamboli from March 26, 2014.

HDFC CHARITY FUND FOR CANCER CURE - 50% IDCW DONATION^		NAV as at April 30, 2026			₹10.3617		
Date	Period	Scheme Returns (%)	Benchmark Returns (%)#	Additional Returns (%)##	Value of ₹10,000 invested (₹)	Scheme Benchmark (₹)#	Additional Benchmark (₹)##
Apr 30, 25	Last 1 Year	5.79	3.53	0.59	10,579	10,353	10,059
Aug 14, 23	Since Inception	7.37	6.60	6.50	12,126	11,892	11,863

#NIFTY Medium Duration Debt Index ##CRISIL 10 year Gilt Index. This scheme is managed by Anil Bamboli from August 14, 2023.

HDFC CHARITY FUND FOR CANCER CURE - 75% IDCW DONATION^		NAV as at April 30, 2026			₹10.3617		
Date	Period	Scheme Returns (%)	Benchmark Returns (%)#	Additional Returns (%)##	Value of ₹10,000 invested (₹)	Scheme Benchmark (₹)#	Additional Benchmark (₹)##
Apr 30, 25	Last 1 Year	5.79	3.53	0.59	10,579	10,353	10,059
Aug 14, 23	Since Inception	7.37	6.60	6.50	12,126	11,892	11,863

#NIFTY Medium Duration Debt Index ##CRISIL 10 year Gilt Index. This scheme is managed by Anil Bamboli from August 14, 2023.

HDFC INCOME PLUS ARBITRAGE ACTIVE FOF		NAV as at April 30, 2026			₹40.3967		
Date	Period	Scheme Returns (%)	Benchmark Returns (%)#	Additional Returns (%)##	Value of ₹10,000 invested (₹)	Scheme Benchmark (₹)#	Additional Benchmark (₹)##
Apr 30, 25	Last 1 Year	4.76	3.42	0.59	10,476	10,342	10,059
Apr 28, 23	Last 3 Years	11.43	6.66	6.35	13,849	12,139	12,035
Apr 30, 21	Last 5 Years	11.69	5.87	4.78	17,385	13,305	12,628
Apr 29, 16	Last 10 Years	11.64	6.43	6.03	30,093	18,657	17,971
Feb 06, 12	Since Inception	10.30	7.09	6.46	40,397	26,507	24,377


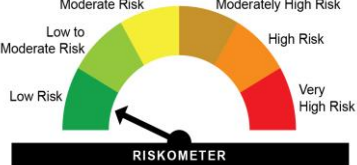

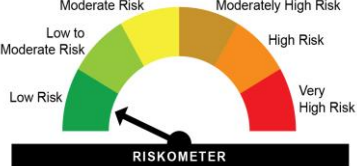


#40% NIFTY 50 Arbitrage Index (TRI) + 60% NIFTY Composite Debt Index ##Crisil 10 Year Gilt Index. Scheme performance may not strictly be comparable with that of its Additional Benchmark in view of the hybrid nature of the scheme where a portion of scheme's investments are made in equity instruments. This scheme is managed by Anil Bamboli from June 28, 2014.

Past performance may or may not be sustained in future and is not a guarantee of any future returns. Returns greater than 1 year period are compounded annualized (CAGR). Different plans viz. Regular Plan and Direct Plan have a different expense structure. The expenses of the Direct Plan under the Scheme will be lower to the extent of the distribution expenses / commission charged in the Regular Plan. Load is not taken into consideration for computation of performance. Since Inception Date = Date of First allotment in the Scheme / Plan. N.A.: Not Available

BENCHMARK AND SCHEME RISKOMETERS

NAME AND RISKOMETER OF BENCHMARK	NAME OF SCHEME(S)	RISKOMETER OF THE SCHEME(S)	POTENTIAL RISK CLASS (Maximum risk the Scheme can take)																								
<p>CRISIL Short Duration Debt A-II Index</p> <p>The risk of the benchmark is low to moderate</p>	HDFC Floating Rate Debt Fund	<p>The risk of the scheme is moderate</p>	<table border="1"> <tr> <td>Credit Risk →</td> <td>Relatively Low (Class A)</td> <td>Moderate (Class B)</td> <td>Relatively High (Class C)</td> </tr> <tr> <td>Interest Rate Risk ↓</td> <td></td> <td></td> <td></td> </tr> <tr> <td>Relatively Low (Class I)</td> <td></td> <td></td> <td></td> </tr> <tr> <td>Moderate (Class II)</td> <td></td> <td></td> <td></td> </tr> <tr> <td>Relatively High (Class III)</td> <td></td> <td>B-III</td> <td></td> </tr> <tr> <td colspan="4">B-III - A Scheme with Relatively High Interest Rate Risk and Moderate Credit Risk.</td> </tr> </table>	Credit Risk →	Relatively Low (Class A)	Moderate (Class B)	Relatively High (Class C)	Interest Rate Risk ↓				Relatively Low (Class I)				Moderate (Class II)				Relatively High (Class III)		B-III		B-III - A Scheme with Relatively High Interest Rate Risk and Moderate Credit Risk.			
Credit Risk →	Relatively Low (Class A)	Moderate (Class B)	Relatively High (Class C)																								
Interest Rate Risk ↓																											
Relatively Low (Class I)																											
Moderate (Class II)																											
Relatively High (Class III)		B-III																									
B-III - A Scheme with Relatively High Interest Rate Risk and Moderate Credit Risk.																											
<p>NIFTY Composite Debt Index A- III</p> <p>The risk of the benchmark is moderate</p>	HDFC Dynamic Debt Fund	<p>The risk of the scheme is moderate</p>	<table border="1"> <tr> <td>Credit Risk →</td> <td>Relatively Low (Class A)</td> <td>Moderate (Class B)</td> <td>Relatively High (Class C)</td> </tr> <tr> <td>Interest Rate Risk ↓</td> <td></td> <td></td> <td></td> </tr> <tr> <td>Relatively Low (Class I)</td> <td></td> <td></td> <td></td> </tr> <tr> <td>Moderate (Class II)</td> <td></td> <td></td> <td></td> </tr> <tr> <td>Relatively High (Class III)</td> <td></td> <td>B-III</td> <td></td> </tr> <tr> <td colspan="4">B-III - A Scheme with Relatively High Interest Rate Risk and Moderate Credit Risk.</td> </tr> </table>	Credit Risk →	Relatively Low (Class A)	Moderate (Class B)	Relatively High (Class C)	Interest Rate Risk ↓				Relatively Low (Class I)				Moderate (Class II)				Relatively High (Class III)		B-III		B-III - A Scheme with Relatively High Interest Rate Risk and Moderate Credit Risk.			
Credit Risk →	Relatively Low (Class A)	Moderate (Class B)	Relatively High (Class C)																								
Interest Rate Risk ↓																											
Relatively Low (Class I)																											
Moderate (Class II)																											
Relatively High (Class III)		B-III																									
B-III - A Scheme with Relatively High Interest Rate Risk and Moderate Credit Risk.																											
<p>CRISIL Short Duration Debt A-II Index</p> <p>The risk of the benchmark is low to moderate</p>	HDFC Short Term Debt Fund	<p>The risk of the scheme is moderate</p>	<table border="1"> <tr> <td>Credit Risk →</td> <td>Relatively Low (Class A)</td> <td>Moderate (Class B)</td> <td>Relatively High (Class C)</td> </tr> <tr> <td>Interest Rate Risk ↓</td> <td></td> <td></td> <td></td> </tr> <tr> <td>Relatively Low (Class I)</td> <td></td> <td></td> <td></td> </tr> <tr> <td>Moderate (Class II)</td> <td></td> <td></td> <td></td> </tr> <tr> <td>Relatively High (Class III)</td> <td></td> <td>B-III</td> <td></td> </tr> <tr> <td colspan="4">B-III - A Scheme with Relatively High Interest Rate Risk and Moderate Credit Risk.</td> </tr> </table>	Credit Risk →	Relatively Low (Class A)	Moderate (Class B)	Relatively High (Class C)	Interest Rate Risk ↓				Relatively Low (Class I)				Moderate (Class II)				Relatively High (Class III)		B-III		B-III - A Scheme with Relatively High Interest Rate Risk and Moderate Credit Risk.			
Credit Risk →	Relatively Low (Class A)	Moderate (Class B)	Relatively High (Class C)																								
Interest Rate Risk ↓																											
Relatively Low (Class I)																											
Moderate (Class II)																											
Relatively High (Class III)		B-III																									
B-III - A Scheme with Relatively High Interest Rate Risk and Moderate Credit Risk.																											
<p>NIFTY All Duration G-Sec Index</p> <p>The risk of the benchmark is moderate</p>	HDFC Gilt Fund	<p>The risk of the scheme is moderate</p>	<table border="1"> <tr> <td>Credit Risk →</td> <td>Relatively Low (Class A)</td> <td>Moderate (Class B)</td> <td>Relatively High (Class C)</td> </tr> <tr> <td>Interest Rate Risk ↓</td> <td></td> <td></td> <td></td> </tr> <tr> <td>Relatively Low (Class I)</td> <td></td> <td></td> <td></td> </tr> <tr> <td>Moderate (Class II)</td> <td></td> <td></td> <td></td> </tr> <tr> <td>Relatively High (Class III)</td> <td>A-III</td> <td></td> <td></td> </tr> <tr> <td colspan="4">A-III - A Scheme with Relatively High Interest Rate Risk and Relatively Low Credit Risk.</td> </tr> </table>	Credit Risk →	Relatively Low (Class A)	Moderate (Class B)	Relatively High (Class C)	Interest Rate Risk ↓				Relatively Low (Class I)				Moderate (Class II)				Relatively High (Class III)	A-III			A-III - A Scheme with Relatively High Interest Rate Risk and Relatively Low Credit Risk.			
Credit Risk →	Relatively Low (Class A)	Moderate (Class B)	Relatively High (Class C)																								
Interest Rate Risk ↓																											
Relatively Low (Class I)																											
Moderate (Class II)																											
Relatively High (Class III)	A-III																										
A-III - A Scheme with Relatively High Interest Rate Risk and Relatively Low Credit Risk.																											
<p>NIFTY Banking & PSU Debt Index A-II</p> <p>The risk of the benchmark is low to moderate</p>	HDFC Banking and PSU Debt Fund	<p>The risk of the scheme is moderate</p>	<table border="1"> <tr> <td>Credit Risk →</td> <td>Relatively Low (Class A)</td> <td>Moderate (Class B)</td> <td>Relatively High (Class C)</td> </tr> <tr> <td>Interest Rate Risk ↓</td> <td></td> <td></td> <td></td> </tr> <tr> <td>Relatively Low (Class I)</td> <td></td> <td></td> <td></td> </tr> <tr> <td>Moderate (Class II)</td> <td></td> <td></td> <td></td> </tr> <tr> <td>Relatively High (Class III)</td> <td></td> <td>B-III</td> <td></td> </tr> <tr> <td colspan="4">B-III - A Scheme with Relatively High Interest Rate Risk and Moderate Credit Risk.</td> </tr> </table>	Credit Risk →	Relatively Low (Class A)	Moderate (Class B)	Relatively High (Class C)	Interest Rate Risk ↓				Relatively Low (Class I)				Moderate (Class II)				Relatively High (Class III)		B-III		B-III - A Scheme with Relatively High Interest Rate Risk and Moderate Credit Risk.			
Credit Risk →	Relatively Low (Class A)	Moderate (Class B)	Relatively High (Class C)																								
Interest Rate Risk ↓																											
Relatively Low (Class I)																											
Moderate (Class II)																											
Relatively High (Class III)		B-III																									
B-III - A Scheme with Relatively High Interest Rate Risk and Moderate Credit Risk.																											

BENCHMARK AND SCHEME RISKOMETERS

<p>NIFTY Medium Duration Debt Index</p>  <p>RISKOMETER</p> <p><i>The risk of the benchmark is moderate</i></p>	<p>HDFC Charity Fund for Cancer Cure - 50% IDCW Donation[^]</p>	 <p>RISKOMETER</p> <p><i>The risk of the scheme is low</i></p>	<table border="1"> <thead> <tr> <th>Credit Risk →</th> <th>Relatively Low (Class A)</th> <th>Moderate (Class B)</th> <th>Relatively High (Class C)</th> </tr> </thead> <tbody> <tr> <td>Interest Rate Risk ↓</td> <td></td> <td></td> <td></td> </tr> <tr> <td>Relatively Low (Class I)</td> <td></td> <td></td> <td></td> </tr> <tr> <td>Moderate (Class II)</td> <td></td> <td></td> <td></td> </tr> <tr> <td>Relatively High (Class III)</td> <td>A-III</td> <td></td> <td></td> </tr> </tbody> </table> <p>A-III - A Scheme with Relatively High Interest Rate Risk and Relatively Low Credit Risk.</p>	Credit Risk →	Relatively Low (Class A)	Moderate (Class B)	Relatively High (Class C)	Interest Rate Risk ↓				Relatively Low (Class I)				Moderate (Class II)				Relatively High (Class III)	A-III		
Credit Risk →	Relatively Low (Class A)	Moderate (Class B)	Relatively High (Class C)																				
Interest Rate Risk ↓																							
Relatively Low (Class I)																							
Moderate (Class II)																							
Relatively High (Class III)	A-III																						
<p>NIFTY Medium Duration Debt Index</p>  <p>RISKOMETER</p> <p><i>The risk of the benchmark is moderate</i></p>	<p>HDFC Charity Fund for Cancer Cure - 75% IDCW Donation[^]</p>	 <p>RISKOMETER</p> <p><i>The risk of the scheme is low</i></p>	<table border="1"> <thead> <tr> <th>Credit Risk →</th> <th>Relatively Low (Class A)</th> <th>Moderate (Class B)</th> <th>Relatively High (Class C)</th> </tr> </thead> <tbody> <tr> <td>Interest Rate Risk ↓</td> <td></td> <td></td> <td></td> </tr> <tr> <td>Relatively Low (Class I)</td> <td></td> <td></td> <td></td> </tr> <tr> <td>Moderate (Class II)</td> <td></td> <td></td> <td></td> </tr> <tr> <td>Relatively High (Class III)</td> <td>A-III</td> <td></td> <td></td> </tr> </tbody> </table> <p>A-III - A Scheme with Relatively High Interest Rate Risk and Relatively Low Credit Risk.</p>	Credit Risk →	Relatively Low (Class A)	Moderate (Class B)	Relatively High (Class C)	Interest Rate Risk ↓				Relatively Low (Class I)				Moderate (Class II)				Relatively High (Class III)	A-III		
Credit Risk →	Relatively Low (Class A)	Moderate (Class B)	Relatively High (Class C)																				
Interest Rate Risk ↓																							
Relatively Low (Class I)																							
Moderate (Class II)																							
Relatively High (Class III)	A-III																						
<p>40% NIFTY 50 Arbitrage Index (TRI) + 60% NIFTY Composite Debt Index</p>  <p>RISKOMETER</p> <p><i>The risk of the benchmark is low to moderate</i></p>	<p>HDFC Income Plus Arbitrage Active FOF</p>	 <p>RISKOMETER</p> <p><i>The risk of the scheme is moderate</i></p>																					

Benchmark and Scheme Riskometer as on April 30, 2026

HDFC Mutual Fund: SEBI Registration Number: MF/044/00/6