

## SCHEME PERFORMANCE - REGULAR PLAN - GROWTH OPTION (AMAR KALKUNDRIKAR)

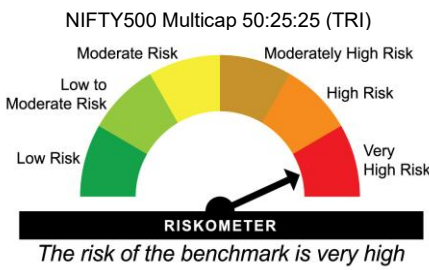
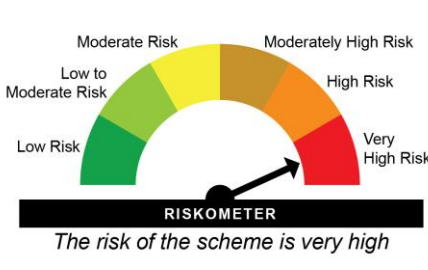
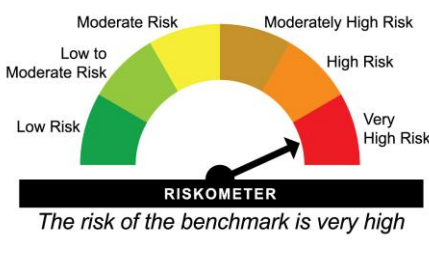
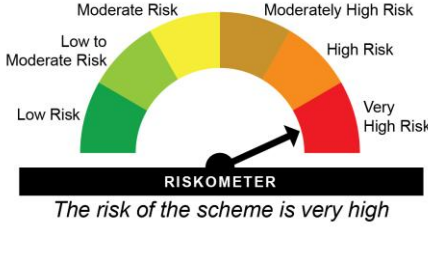
HDFC MULTI CAP FUND		NAV as at December 31, 2025 ₹19.187					
Date	Period	Scheme Returns (%)	Benchmark Returns (%)#	Additional Returns (%)##	Value of ₹10,000 invested (₹)	Scheme Benchmark Value (₹)#	Additional Benchmark Value (₹)##
Dec 31, 24	Last 1 Year	2.41	5.29	11.88	10,241	10,529	11,188
Dec 30, 22	Last 3 Years	20.13	18.85	14.29	17,353	16,805	14,941
Dec 10, 21	Since Inception	17.41	14.18	11.67	19,187	17,131	15,654

#NIFTY500 Multicap 50:25:25 (TRI) ##Nifty 50 Index (TRI). This scheme is managed by Amar Kalkundrikar from September 01, 2025.

HDFC ELSS TAX SAVER		NAV as at December 31, 2025 ₹1458.513					
Date	Period	Scheme Returns (%)	Benchmark Returns (%)#	Additional Returns (%)##	Value of ₹10,000 invested (₹)	Scheme Benchmark Value (₹)#	Additional Benchmark Value (₹)##
Dec 31, 24	Last 1 Year	10.26	7.76	11.88	11,026	10,776	11,188
Dec 30, 22	Last 3 Years	21.19	16.68	14.29	17,818	15,897	14,941
Dec 31, 20	Last 5 Years	21.62	16.87	14.67	26,627	21,808	19,832
Dec 31, 15	Last 10 Years	14.51	14.76	14.02	38,803	39,677	37,193
Mar 31, 96	Since Inception	21.95	14.29	12.973	679,219	533,352	377,381

#NIFTY 500 Index (TRI) ##Nifty 50 Index (TRI). \$\$ All Distributions declared prior to the splitting of the Scheme into IDCW & Growth Options are assumed to be reinvested in the units of the Scheme at the then prevailing NAV (ex-distribution) NAV. As TRI data is not available since inception of the scheme, additional benchmark performance is calculated using composite CAGR of Nifty 50 PRI values from Mar 29, 96 (Data for March 31, 96 is not available) to Jun 29, 99 and TRI values since Jun 30, 99. As Nifty 500 TRI data is not available for March 31, 96, benchmark performance is calculated from March 29, 96. This scheme is managed by Amar Kalkundrikar from December 08, 2025.

## BENCHMARK AND SCHEME RISKOMETERS

NAME AND RISKOMETER OF BENCHMARK	NAME OF SCHEME(S)	RISKOMETER OF THE SCHEME(S)
<p>NIFTY500 Multicap 50:25:25 (TRI)</p>  <p>The risk of the benchmark is very high</p>	HDFC Multi Cap Fund	 <p>The risk of the scheme is very high</p>
<p>NIFTY 500 Index (TRI)</p>  <p>The risk of the benchmark is very high</p>	HDFC ELSS Tax Saver	 <p>The risk of the scheme is very high</p>

Benchmark and Scheme Riskometer as on December 31, 2025

**Past performance may or may not be sustained in future and is not a guarantee of any future returns.** Returns greater than 1 year period are compounded annualized (CAGR). Different plans viz. Regular Plan and Direct Plan have a different expense structure. The expenses of the Direct Plan under the Scheme will be lower to the extent of the distribution expenses / commission charged in the Regular Plan. Load is not taken into consideration for computation of performance. Since Inception Date = Date of First allotment in the Scheme / Plan. N.A.:Not Available

**MUTUAL FUND INVESTMENTS ARE SUBJECT TO MARKET RISKS, READ ALL SCHEME RELATED DOCUMENTS CAREFULLY.**