

**SCHEME PERFORMANCE - REGULAR PLAN - GROWTH OPTION
(ABHISHEK MOR & ARUN AGARWAL)**

HDFC NIFTY BANK ETF		NAV as at December 31, 2025		₹61.1227	
Date	Period	Scheme Returns (%)	Benchmark Returns (%)#	Additional Returns (%)##	Value of ₹10,000 invested (₹) Benchmark (₹)##
Dec 31, 24	Last 1 Year	17.87	18.08	11.88	11,787 11,808 11,188
Dec 30, 22	Last 3 Years	12.20	12.41	14.29	14,134 14,214 14,941
Dec 31, 20	Last 5 Years	14.35	14.60	14.67	19,556 19,773 19,832
Aug 21, 20	Since Inception	20.65	20.93	18.14	27,372 27,721 24,455
#NIFTY Bank Index (TRI) ##Nifty 50 Index (TRI). This scheme is managed by Abhishek Mor from February 15, 2023 & Arun Agarwal from August 24, 2020.					

HDFC NIFTY GROWTH SECTORS 15 ETF		NAV as at December 31, 2025		₹129.7512	
Date	Period	Scheme Returns (%)	Benchmark Returns (%)#	Additional Returns (%)##	Value of ₹10,000 invested (₹) Benchmark (₹)##
Dec 31, 24	Last 1 Year	6.74	7.30	11.88	10,674 10,730 11,188
Dec 30, 22	Last 3 Years	14.44	14.98	14.29	14,999 15,214 14,941
Sep 23, 22	Since Inception	12.19	12.73	14.62	14,572 14,803 15,634
#NIFTY Growth Sectors 15 Index (TRI) ##Nifty 50 Index (TRI). This scheme is managed by Abhishek Mor from February 15, 2023 & Arun Agarwal from September 23, 2022.					

HDFC NIFTY100 LOW VOLATILITY 30 ETF		NAV as at December 31, 2025		₹21.572	
Date	Period	Scheme Returns (%)	Benchmark Returns (%)#	Additional Returns (%)##	Value of ₹10,000 invested (₹) Benchmark (₹)##
Dec 31, 24	Last 1 Year	11.08	11.45	11.88	11,108 11,145 11,188
Dec 30, 22	Last 3 Years	17.73	18.17	14.29	16,330 16,517 14,941
Oct 11, 22	Since Inception	18.09	18.61	15.58	17,096 17,340 15,950
#NIFTY100 Low Volatility 30 Index (TRI) ##Nifty 50 Index (TRI). This scheme is managed by Abhishek Mor from February 15, 2023 & Arun Agarwal from October 11, 2022.					

HDFC NIFTY200 MOMENTUM 30 ETF		NAV as at December 31, 2025		₹31.3658	
Date	Period	Scheme Returns (%)	Benchmark Returns (%)#	Additional Returns (%)##	Value of ₹10,000 invested (₹) Benchmark (₹)##
Dec 31, 24	Last 1 Year	-4.99	-4.57	11.88	9,501 9,543 11,188
Dec 30, 22	Last 3 Years	17.28	17.91	14.29	16,144 16,409 14,941
Oct 11, 22	Since Inception	16.70	17.38	15.58	16,455 16,765 15,950
#NIFTY 200 Momentum 30 Index (TRI) ##Nifty 50 Index (TRI). This scheme is managed by Abhishek Mor from February 15, 2023 & Arun Agarwal from October 11, 2022.					

HDFC NIFTY 100 ETF		NAV as at December 31, 2025		₹27.4379	
Date	Period	Scheme Returns (%)	Benchmark Returns (%)#	Additional Returns (%)##	Value of ₹10,000 invested (₹) Benchmark (₹)##
Dec 31, 24	Last 1 Year	9.91	10.24	11.88	10,991 11,024 11,188
Dec 30, 22	Last 3 Years	14.32	14.69	14.29	14,952 15,096 14,941
Aug 05, 22	Since Inception	13.67	14.06	13.93	15,478 15,659 15,599
#NIFTY 100 Total Returns Index (TRI) ##Nifty 50 Index (TRI). This scheme is managed by Abhishek Mor from February 15, 2023 & Arun Agarwal from August 05, 2022.					

HDFC NIFTY IT ETF		NAV as at December 31, 2025		₹39.9863	
Date	Period	Scheme Returns (%)	Benchmark Returns (%)#	Additional Returns (%)##	Value of ₹10,000 invested (₹) Benchmark (₹)##
Dec 31, 24	Last 1 Year	-10.59	-10.44	11.88	8,941 8,956 11,188
Dec 30, 22	Last 3 Years	11.76	12.04	14.29	13,966 14,074 14,941
Nov 16, 22	Since Inception	9.64	9.94	13.10	13,332 13,449 14,694
#NIFTY IT Index (TRI) ##Nifty 50 Index (TRI). This scheme is managed by Abhishek Mor from February 15, 2023 & Arun Agarwal from November 16, 2022.					

HDFC NIFTY PRIVATE BANK ETF		NAV as at December 31, 2025		₹29.1731	
Date	Period	Scheme Returns (%)	Benchmark Returns (%)#	Additional Returns (%)##	Value of ₹10,000 invested (₹) Benchmark (₹)##
Dec 31, 24	Last 1 Year	16.37	16.55	11.88	11,637 11,655 11,188
Dec 30, 22	Last 3 Years	10.07	10.27	14.29	13,343 13,414 14,941
Nov 16, 22	Since Inception	9.97	10.20	13.10	13,459 13,549 14,694
#NIFTY Private Bank Index (TRI) ##Nifty 50 Index (TRI). This scheme is managed by Abhishek Mor from February 15, 2023 & Arun Agarwal from November 16, 2022.					

HDFC NIFTY PSU BANK ETF		NAV as at December 31, 2025		₹85.9558	
Date	Period	Scheme Returns (%)	Benchmark Returns (%)#	Additional Returns (%)##	Value of ₹10,000 invested (₹) Benchmark (₹)##
Dec 31, 24	Last 1 Year	30.78	31.33	11.88	13,078 13,133 11,188
Jan 31, 24	Since Inception	17.79	18.27	11.47	13,690 13,795 12,315
#NIFTY PSU Bank Index (TRI) ##Nifty 50 Index (TRI). This scheme is managed by Arun Agarwal from January 31, 2024 & Abhishek Mor from January 31, 2024.					

HDFC NIFTY NEXT 50 ETF		NAV as at December 31, 2025		₹70.5264	
Date	Period	Scheme Returns (%)	Benchmark Returns (%)#	Additional Returns (%)##	Value of ₹10,000 invested (₹) Benchmark (₹)##
Dec 31, 24	Last 1 Year	2.65	2.90	11.88	10,265 10,290 11,188
Dec 30, 22	Last 3 Years	18.55	18.86	14.29	16,679 16,807 14,941
Aug 05, 22	Since Inception	16.57	16.93	13.93	16,865 17,041 15,599
#NIFTY Next 50 Total Returns Index (TRI) ##Nifty 50 Index (TRI). This scheme is managed by Abhishek Mor from February 15, 2023 & Arun Agarwal from August 05, 2022.					

HDFC NIFTY 50 ETF		NAV as at December 31, 2025		₹292.1488	
Date	Period	Scheme Returns (%)	Benchmark Returns (%)#	Additional Returns (%)##	Value of ₹10,000 invested (₹) Benchmark (₹)##
Dec 31, 24	Last 1 Year	11.83	11.88	10.38	11,183 11,188 11,038
Dec 30, 22	Last 3 Years	14.22	14.29	13.27	14,914 14,941 14,542
Dec 31, 20	Last 5 Years	14.59	14.67	13.64	19,769 19,832 18,958
Dec 31, 15	Last 10 Years	13.91	14.02	13.94	36,828 37,193 36,928
Dec 09, 15	Since Inception	14.29	14.42	14.33	38,378 38,824 38,523
#Nifty 50 Index (TRI) ##BSE SENSEX Index (TRI). This scheme is managed by Abhishek Mor from February 15, 2023 & Arun Agarwal from August 24, 2020.					

HDFC NIFTY100 QUALITY 30 ETF		NAV as at December 31, 2025		₹60.4543	
Date	Period	Scheme Returns (%)	Benchmark Returns (%)#	Additional Returns (%)##	Value of ₹10,000 invested (₹) Benchmark (₹)##
Dec 31, 24	Last 1 Year	7.10	7.28	11.88	10,710 10,728 11,188
Dec 30, 22	Last 3 Years	16.11	16.37	14.29	15,666 15,771 14,941
Sep 23, 22	Since Inception	14.70	14.98	14.62	15,666 15,793 15,634
#NIFTY100 Quality 30 Index (TRI) ##Nifty 50 Index (TRI). This scheme is managed by Abhishek Mor from February 15, 2023 & Arun Agarwal from September 23, 2022.					

HDFC BSE SENSEX ETF		NAV as at December 31, 2025		₹95.9617	
Date	Period	Scheme Returns (%)	Benchmark Returns (%)#	Additional Returns (%)##	Value of ₹10,000 invested (₹) Benchmark (₹)##
Dec 31, 24	Last 1 Year	10.32	10.38	11.88	11,032 11,038 11,188
Dec 30, 22	Last 3 Years	13.20	13.27	14.29	14,516 14,542 14,941
Dec 31, 20	Last 5 Years	13.57	13.64	14.67	18,900 18,958 19,832
Dec 31, 15	Last 10 Years	13.91	13.94	14.02	36,820 36,928 37,193
Dec 09, 15	Since Inception	14.28	14.33	14.42	38,329 38,523 38,824
#BSE SENSEX Index (TRI) ##Nifty 50 Index (TRI). This scheme is managed by Abhishek Mor from February 15, 2023 & Arun Agarwal from August 24, 2020.					




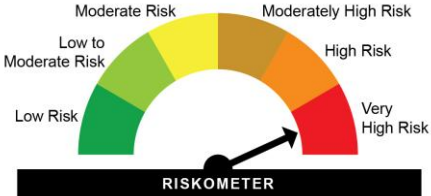

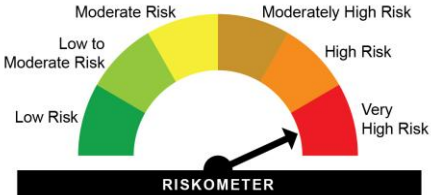

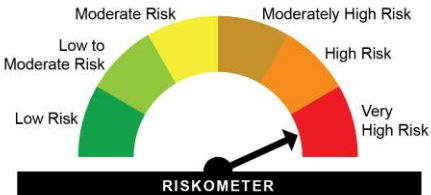

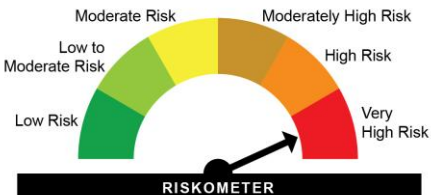
HDFC NIFTY50 VALUE 20 ETF		NAV as at December 31, 2025		₹139.8105	
Date	Period	Scheme Returns (%)	Benchmark Returns (%)#	Additional Returns (%)##	Value of ₹10,000 invested (₹) Benchmark (₹)##
Dec 31, 24	Last 1 Year	0.73	0.94	11.88	10,073 10,094 11,188
Dec 30, 22	Last 3 Years	15.27	15.56	14.29	15,326 15,444 14,941
Sep 23, 22	Since Inception	15.97	16.30	14.62	16,244 16,395 15,634
#NIFTY50 Value 20 Index ##Nifty 50 Index (TRI). This scheme is managed by Abhishek Mor from February 15, 2023 & Arun Agarwal from September 23, 2022.					

Past performance may or may not be sustained in future and is not a guarantee of any future returns. Returns greater than 1 year period are compounded annualized (CAGR). Different plans viz. Regular Plan and Direct Plan have a different expense structure. The expenses of the Direct Plan under the Scheme will be lower to the extent of the distribution expenses / commission charged in the Regular Plan. Load is not taken into consideration for computation of performance. Since Inception Date = Date of First allotment in the Scheme / Plan. N.A.: Not Available

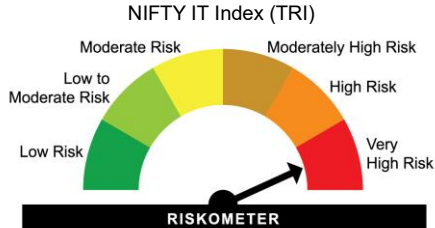
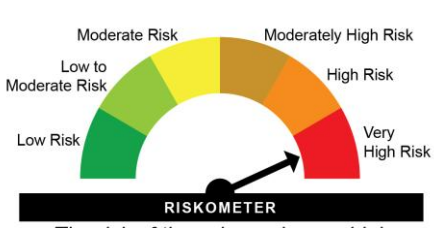
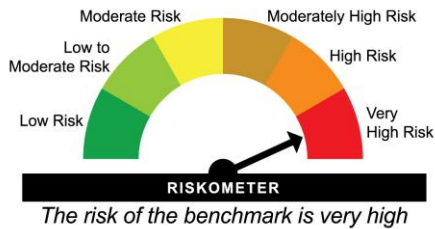
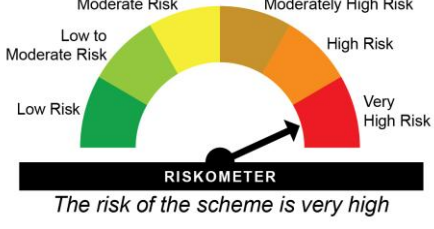
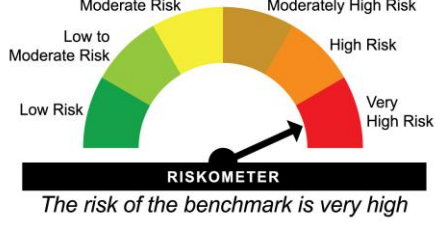
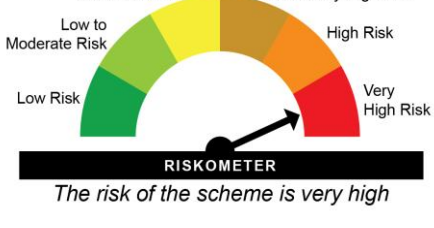
BENCHMARK AND SCHEME RISKOMETERS

NAME AND RISKOMETER OF BENCHMARK	NAME OF SCHEME(S)	RISKOMETER OF THE SCHEME(S)
<p>Nifty 50 Index (TRI)</p> <p>RISKOMETER</p> <p><i>The risk of the benchmark is very high</i></p>	HDFC NIFTY 50 ETF	<p>RISKOMETER</p> <p><i>The risk of the scheme is very high</i></p>
<p>BSE SENSEX Index (TRI)</p> <p>RISKOMETER</p> <p><i>The risk of the benchmark is very high</i></p>	HDFC BSE SENSEX ETF	<p>RISKOMETER</p> <p><i>The risk of the scheme is very high</i></p>
<p>NIFTY Bank Index (TRI)</p> <p>RISKOMETER</p> <p><i>The risk of the benchmark is very high</i></p>	HDFC NIFTY Bank ETF	<p>RISKOMETER</p> <p><i>The risk of the scheme is very high</i></p>
<p>NIFTY 100 Total Returns Index (TRI)</p> <p>RISKOMETER</p> <p><i>The risk of the benchmark is very high</i></p>	HDFC NIFTY 100 ETF	<p>RISKOMETER</p> <p><i>The risk of the scheme is very high</i></p>
<p>NIFTY Next 50 Total Returns Index (TRI)</p> <p>RISKOMETER</p> <p><i>The risk of the benchmark is very high</i></p>	HDFC NIFTY Next 50 ETF	<p>RISKOMETER</p> <p><i>The risk of the scheme is very high</i></p>

BENCHMARK AND SCHEME RISKOMETERS

NAME AND RISKOMETER OF BENCHMARK	NAME OF SCHEME(S)	RISKOMETER OF THE SCHEME(S)
<p>NIFTY50 Value 20 Index</p>  <p>RISKOMETER</p> <p><i>The risk of the benchmark is very high</i></p>	HDFC NIFTY50 VALUE 20 ETF	 <p>RISKOMETER</p> <p><i>The risk of the scheme is very high</i></p>
<p>NIFTY100 Quality 30 Index (TRI)</p>  <p>RISKOMETER</p> <p><i>The risk of the benchmark is very high</i></p>	HDFC NIFTY100 Quality 30 ETF	 <p>RISKOMETER</p> <p><i>The risk of the scheme is very high</i></p>
<p>NIFTY Growth Sectors 15 Index (TRI)</p>  <p>RISKOMETER</p> <p><i>The risk of the benchmark is very high</i></p>	HDFC NIFTY Growth Sectors 15 ETF	 <p>RISKOMETER</p> <p><i>The risk of the scheme is very high</i></p>
<p>NIFTY100 Low Volatility 30 Index (TRI)</p>  <p>RISKOMETER</p> <p><i>The risk of the benchmark is very high</i></p>	HDFC NIFTY100 Low Volatility 30 ETF	 <p>RISKOMETER</p> <p><i>The risk of the scheme is very high</i></p>
<p>NIFTY 200 Momentum 30 Index (TRI)</p>  <p>RISKOMETER</p> <p><i>The risk of the benchmark is very high</i></p>	HDFC NIFTY200 Momentum 30 ETF	 <p>RISKOMETER</p> <p><i>The risk of the scheme is very high</i></p>

BENCHMARK AND SCHEME RISKOMETERS

NAME AND RISKOMETER OF BENCHMARK	NAME OF SCHEME(S)	RISKOMETER OF THE SCHEME(S)
<p>NIFTY IT Index (TRI)</p>  <p>RISKOMETER</p> <p><i>The risk of the benchmark is very high</i></p>	<p>HDFC NIFTY IT ETF</p>	 <p>RISKOMETER</p> <p><i>The risk of the scheme is very high</i></p>
<p>NIFTY Private Bank Index (TRI)</p>  <p>RISKOMETER</p> <p><i>The risk of the benchmark is very high</i></p>	<p>HDFC NIFTY Private Bank ETF</p>	 <p>RISKOMETER</p> <p><i>The risk of the scheme is very high</i></p>
<p>NIFTY PSU Bank Index (TRI)</p>  <p>RISKOMETER</p> <p><i>The risk of the benchmark is very high</i></p>	<p>HDFC NIFTY PSU BANK ETF</p>	 <p>RISKOMETER</p> <p><i>The risk of the scheme is very high</i></p>

Benchmark and Scheme Riskometer as on December 31, 2025