

Benefits of Systematic Investment Plan (SIP) - SIP Performance of Select Schemes - Fund Manager-wise

The Fund offers flexible and convenient Systematic Investment Plan (SIP) facility. To illustrate the advantages of SIP investments, this is how your investments would have grown if you had invested say ₹10,000 systematically on the first Business Day of every month over a period of time.

CO - MANAGED BY ROHAN PILLAI & SWAPNIL JANGAM

HDFC LIQUID FUND

SIP PERFORMANCE - Regular plan - Growth Option

| | Since Inception SIP | 15 year SIP | 10 year SIP | 5 year SIP | 3 year SIP | 1 year SIP |
|--|---------------------|-------------|-------------|-------------|-------------|-------------|
| Total Amount Invested (₹. in Lacs) | 30.60 | 18.00 | 12.00 | 6.00 | 3.60 | 1.20 |
| Market Value as on March 31, 2026 (₹. in Lacs) | 78.78 | 29.68 | 16.25 | 7.07 | 3.98 | 1.24 |
| Returns (%) | 6.73 | 6.36 | 5.91 | 6.49 | 6.64 | 5.98 |
| Benchmark Returns (%) # | N.A. | 6.38 | 5.97 | 6.51 | 6.60 | 5.94 |
| Additional Benchmark Returns (%) ## | 6.14 | 6.23 | 5.91 | 6.12 | 6.12 | 4.25 |

Past performance may or may not be sustained in future and is not a guarantee of any future returns.

#CRISIL Liquid Debt A-I Index ##CRISIL 1 Year T-Bill Index. This scheme is managed by Rohan Pillai from October 01, 2025 & Swapnil Jangam from October 6, 2022.

Inception Date: October 17, 2000

HDFC OVERNIGHT FUND

SIP PERFORMANCE - Regular plan - Growth Option

| | Since Inception SIP | 15 year SIP | 10 year SIP | 5 year SIP | 3 year SIP | 1 year SIP |
|--|---------------------|-------------|-------------|-------------|-------------|-------------|
| Total Amount Invested (₹. in Lacs) | 29.00 | 18.00 | 12.00 | 6.00 | 3.60 | 1.20 |
| Market Value as on March 31, 2026 (₹. in Lacs) | 62.86 | 27.98 | 15.73 | 6.95 | 3.94 | 1.23 |
| Returns (%) | 5.90 | 5.63 | 5.29 | 5.84 | 5.88 | 5.23 |
| Benchmark Returns (%) # | N.A. | 5.79 | 5.46 | 6.00 | 6.02 | 5.34 |
| Additional Benchmark Returns (%) ## | 6.14 | 6.23 | 5.91 | 6.12 | 6.12 | 4.25 |

Past performance may or may not be sustained in future and is not a guarantee of any future returns.

#CRISIL Liquid Overnight Index ##CRISIL 1 Year T-Bill Index. This scheme is managed by Swapnil Jangam from March 01, 2025 & Rohan Pillai from October 01, 2025.

Inception Date: February 06, 2002

Assuming ₹10,000 invested systematically on the first Business Day of every month over a period of time.

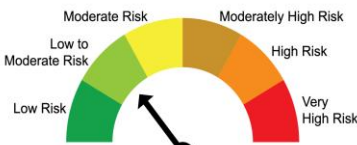

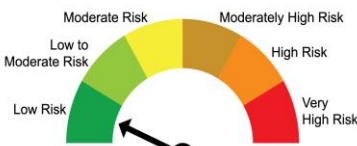
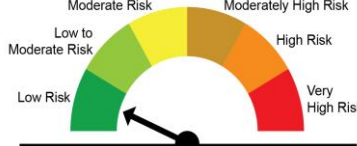
CAGR returns are computed after accounting for the cash flow by using XIRR method (investment internal rate of return) for Regular Plan - Growth Option. Load is not taken into consideration for computation of performance. Since Inception Date = Date of First allotment in the Scheme / Plan.

Disclaimer: The above investment simulation is for illustrative purposes only and should not be construed as a promise on minimum returns and safeguard of capital. The AMC / Mutual Fund is not guaranteeing or promising or forecasting any returns. SIP does not assure a profit or guarantee protection against a loss in a declining market.

Please refer SIP Enrolment Form or contact nearest ISC for SIP Load Structure and other details.

N.A. Not Available

BENCHMARK AND SCHEME RISKOMETERS

| NAME AND RISKOMETER OF BENCHMARK | NAME OF SCHEME(S) | RISKOMETER OF THE SCHEME(S) | POTENTIAL RISK CLASS (Maximum risk the Scheme can take) | | | | | | | | | | | | | | | | | | | | |
|---|----------------------------|--|--|---------------|--------------------------|--------------------|---------------------------|----------------------|--|--|--|--------------------------|------------|------------|--|---------------------|--|--|--|-----------------------------|--|--|--|
| <p>CRISIL Liquid Debt A-I Index</p>  <p>RISKOMETER</p> <p><i>The risk of the benchmark is low to moderate</i></p> | <p>HDFC Liquid Fund</p> |  <p>RISKOMETER</p> <p><i>The risk of the scheme is moderate</i></p> | <table border="1"> <thead> <tr> <th>Credit Risk →</th> <th>Relatively Low (Class A)</th> <th>Moderate (Class B)</th> <th>Relatively High (Class C)</th> </tr> </thead> <tbody> <tr> <td>Interest Rate Risk ↓</td> <td></td> <td></td> <td></td> </tr> <tr> <td>Relatively Low (Class I)</td> <td></td> <td>B-I</td> <td></td> </tr> <tr> <td>Moderate (Class II)</td> <td></td> <td></td> <td></td> </tr> <tr> <td>Relatively High (Class III)</td> <td></td> <td></td> <td></td> </tr> </tbody> </table> <p>B-I - A Scheme with Relatively Low Interest Rate Risk and Moderate Credit Risk.</p> | Credit Risk → | Relatively Low (Class A) | Moderate (Class B) | Relatively High (Class C) | Interest Rate Risk ↓ | | | | Relatively Low (Class I) | | B-I | | Moderate (Class II) | | | | Relatively High (Class III) | | | |
| Credit Risk → | Relatively Low (Class A) | Moderate (Class B) | Relatively High (Class C) | | | | | | | | | | | | | | | | | | | | |
| Interest Rate Risk ↓ | | | | | | | | | | | | | | | | | | | | | | | |
| Relatively Low (Class I) | | B-I | | | | | | | | | | | | | | | | | | | | | |
| Moderate (Class II) | | | | | | | | | | | | | | | | | | | | | | | |
| Relatively High (Class III) | | | | | | | | | | | | | | | | | | | | | | | |
| <p>CRISIL Liquid Overnight Index</p>  <p>RISKOMETER</p> <p><i>The risk of the benchmark is low</i></p> | <p>HDFC Overnight Fund</p> |  <p>RISKOMETER</p> <p><i>The risk of the scheme is low</i></p> | <table border="1"> <thead> <tr> <th>Credit Risk →</th> <th>Relatively Low (Class A)</th> <th>Moderate (Class B)</th> <th>Relatively High (Class C)</th> </tr> </thead> <tbody> <tr> <td>Interest Rate Risk ↓</td> <td></td> <td></td> <td></td> </tr> <tr> <td>Relatively Low (Class I)</td> <td>A-I</td> <td></td> <td></td> </tr> <tr> <td>Moderate (Class II)</td> <td></td> <td></td> <td></td> </tr> <tr> <td>Relatively High (Class III)</td> <td></td> <td></td> <td></td> </tr> </tbody> </table> <p>A-I - A Scheme with Relatively Low Interest Rate Risk and Relatively Low Credit Risk.</p> | Credit Risk → | Relatively Low (Class A) | Moderate (Class B) | Relatively High (Class C) | Interest Rate Risk ↓ | | | | Relatively Low (Class I) | A-I | | | Moderate (Class II) | | | | Relatively High (Class III) | | | |
| Credit Risk → | Relatively Low (Class A) | Moderate (Class B) | Relatively High (Class C) | | | | | | | | | | | | | | | | | | | | |
| Interest Rate Risk ↓ | | | | | | | | | | | | | | | | | | | | | | | |
| Relatively Low (Class I) | A-I | | | | | | | | | | | | | | | | | | | | | | |
| Moderate (Class II) | | | | | | | | | | | | | | | | | | | | | | | |
| Relatively High (Class III) | | | | | | | | | | | | | | | | | | | | | | | |

Benchmark and Scheme Riskometer as on March 31, 2026