

## SCHEME PERFORMANCE - REGULAR PLAN - GROWTH OPTION (GOPAL AGRAWAL)

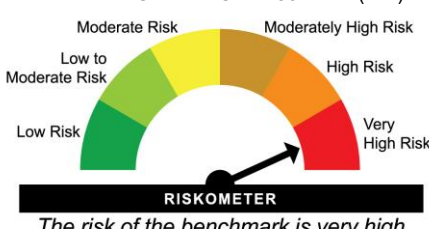
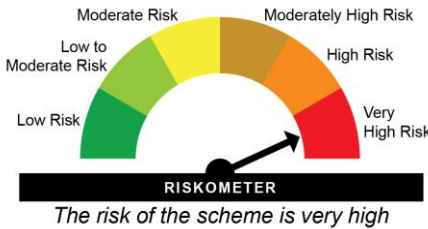
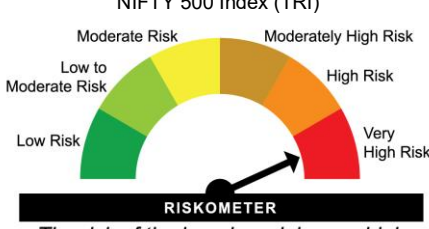
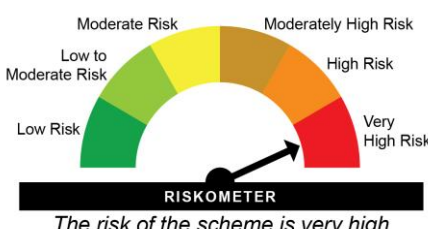
HDFC LARGE AND MID CAP FUND		NAV as at May 29, 2026			₹332.8	
Date	Period	Scheme Returns (%)	Benchmark Returns (%)#	Additional Returns (%)##	Value of ₹10,000 invested (₹)	Additional Value of ₹10,000 invested (₹)##
May 30, 25	Last 1 Year	0.64	2.78	-7.23	10,064	9,279
May 31, 23	Last 3 Years	16.63	16.75	7.32	15,859	12,357
May 31, 21	Last 5 Years	16.00	14.89	8.85	20,992	15,276
May 31, 16	Last 10 Years	14.48	15.85	12.21	38,648	31,654
Feb 18, 94	Since Inception	12.39	NA	11.11	435,083	300,526

#NIFTY LARGE - MIDCAP 250 Index (TRI) ##BSE SENSEX Index (TRI). \$\$ All Distributions declared prior to the splitting of the Scheme into IDCW & Growth Options are assumed to be reinvested in the units of the Scheme at the then prevailing NAV (ex-distribution) NAV. As TRI data is not available since inception of the scheme, additional benchmark performance is calculated using composite CAGR of S&P BSE Sensex PRI values from Feb 18, 94 to Aug 18, 96 and TRI values since Aug 19, 96. € HDFC Growth Opportunities Fund has been renamed as HDFC Large and Mid Cap Fund w.e.f. June 28, 2021. This scheme is managed by Gopal Agrawal from July 16, 2020.

HDFC DIVIDEND YIELD FUND		NAV as at May 29, 2026			₹24.195	
Date	Period	Scheme Returns (%)	Benchmark Returns (%)#	Additional Returns (%)##	Value of ₹10,000 invested (₹)	Additional Value of ₹10,000 invested (₹)##
May 30, 25	Last 1 Year	-0.85	0.28	-3.85	9,915	9,616
May 31, 23	Last 3 Years	14.50	13.92	9.54	15,007	13,140
May 31, 21	Last 5 Years	15.60	12.49	9.88	20,632	16,012
Dec 18, 20	Since Inception	17.61	14.65	11.64	24,195	18,214

#NIFTY 500 Index (TRI) ##Nifty 50 Index (TRI). This scheme is managed by Gopal Agrawal from December 18, 2020.

### BENCHMARK AND SCHEME RISKOMETERS

NAME AND RISKOMETER OF BENCHMARK	NAME OF SCHEME(S)	RISKOMETER OF THE SCHEME(S)
<p><b>NIFTY LARGE - MIDCAP 250 Index (TRI)</b></p>  <p><i>The risk of the benchmark is very high</i></p>	<p>HDFC Large and Mid Cap Fund</p>	 <p><i>The risk of the scheme is very high</i></p>
<p><b>NIFTY 500 Index (TRI)</b></p>  <p><i>The risk of the benchmark is very high</i></p>	<p>HDFC Dividend Yield Fund</p>	 <p><i>The risk of the scheme is very high</i></p>

Benchmark and Scheme Riskometer as on May 31, 2026

HDFC Mutual Fund: SEBI Registration Number: MF/044/00/6

**Past performance may or may not be sustained in future and is not a guarantee of any future returns.** Returns greater than 1 year period are compounded annualized (CAGR). Different plans viz. Regular Plan and Direct Plan have a different expense structure. The expenses of the Direct Plan under the Scheme will be lower to the extent of the distribution expenses / commission charged in the Regular Plan. Load is not taken into consideration for computation of performance. Since Inception Date = Date of First allotment in the Scheme / Plan. N.A.:Not Available

**MUTUAL FUND INVESTMENTS ARE SUBJECT TO MARKET RISKS, READ ALL SCHEME RELATED DOCUMENTS CAREFULLY.**