

Benefits of Systematic Investment Plan (SIP) - SIP Performance of Select Schemes - Fund Manager-wise

The Fund offers flexible and convenient Systematic Investment Plan (SIP) facility. To illustrate the advantages of SIP investments, this is how your investments would have grown if you had invested say ₹10,000 systematically on the first Business Day of every month over a period of time.

CHIRAG SETALVAD

HDFC MID CAP FUND

SIP PERFORMANCE - Regular plan - Growth Option

	Since Inception SIP	15 year SIP	10 year SIP	5 year SIP	3 year SIP	1 year SIP
Total Amount Invested (₹. in Lacs)	22.60	18.00	12.00	6.00	3.60	1.20
Market Value as on March 31, 2026 (₹. in Lacs)	164.37	81.76	30.04	8.82	4.04	1.12
Returns (%)	18.36	18.23	17.48	15.43	7.62	-11.90
Benchmark Returns (%) #	16.57	17.45	16.87	12.79	5.26	-14.85
Additional Benchmark Returns (%) ##	11.36	11.59	10.98	5.80	0.46	-18.44

Past performance may or may not be sustained in future and is not a guarantee of any future returns.

#NIFTY MIDCAP 150 (TRI) ##Nifty 50 Index (TRI). This scheme is managed by Chirag Setalvad from June 25, 2007.

Inception Date: June 25, 2007

HDFC SMALL CAP FUND

SIP PERFORMANCE - Regular plan - Growth Option

	Since Inception SIP	15 year SIP	10 year SIP	5 year SIP	3 year SIP	1 year SIP
Total Amount Invested (₹. in Lacs)	21.60	18.00	12.00	6.00	3.60	1.20
Market Value as on March 31, 2026 (₹. in Lacs)	110.16	68.14	26.79	7.55	3.53	1.05
Returns (%)	16.05	16.15	15.35	9.14	-1.19	-22.69
Benchmark Returns (%) #	12.60	13.28	13.61	7.88	-1.98	-24.55
Additional Benchmark Returns (%) ##	11.60	11.59	10.98	5.80	0.46	-18.44

Past performance may or may not be sustained in future and is not a guarantee of any future returns.

#BSE 250 Smallcap Index (TRI) ##Nifty 50 Index (TRI). This scheme is managed by Chirag Setalvad from June 28, 2014.

Inception Date: April 03, 2008

Assuming ₹10,000 invested systematically on the first Business Day of every month over a period of time.

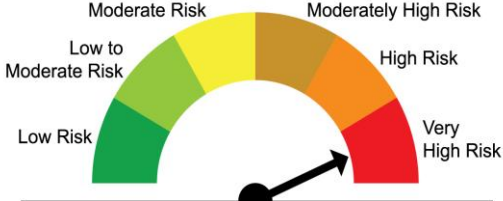

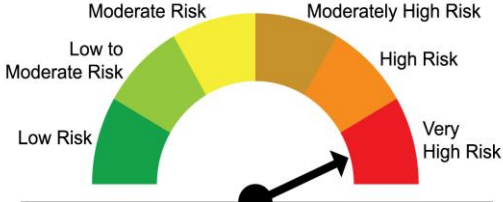

CAGR returns are computed after accounting for the cash flow by using XIRR method (investment internal rate of return) for Regular Plan - Growth Option.

Load is not taken into consideration for computation of performance. Since Inception Date = Date of First allotment in the Scheme / Plan.

Disclaimer: The above investment simulation is for illustrative purposes only and should not be construed as a promise on minimum returns and safeguard of capital. The AMC / Mutual Fund is not guaranteeing or promising or forecasting any returns. SIP does not assure a profit or guarantee protection against a loss in a declining market.

Please refer SIP Enrolment Form or contact nearest ISC for SIP Load Structure and other details.

BENCHMARK AND SCHEME RISKOMETERS

NAME AND RISKOMETER OF BENCHMARK	NAME OF SCHEME(S)	RISKOMETER OF THE SCHEME(S)
<p>NIFTY MIDCAP 150 (TRI)</p>  <p>RISKOMETER</p> <p><i>The risk of the benchmark is very high</i></p>	<p>HDFC Mid Cap Fund</p>	 <p>RISKOMETER</p> <p><i>The risk of the scheme is very high</i></p>
<p>BSE 250 Smallcap Index (TRI)</p>  <p>RISKOMETER</p> <p><i>The risk of the benchmark is very high</i></p>	<p>HDFC Small Cap Fund</p>	 <p>RISKOMETER</p> <p><i>The risk of the scheme is very high</i></p>

Benchmark and Scheme Riskometer as on March 31, 2026