

## SCHEME PERFORMANCE - REGULAR PLAN - GROWTH OPTION (CHIRAG SETALVAD)

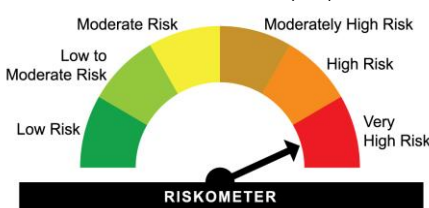

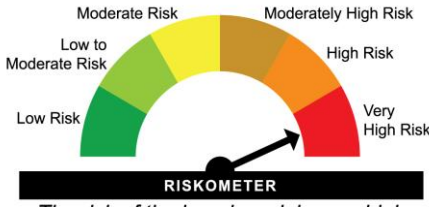
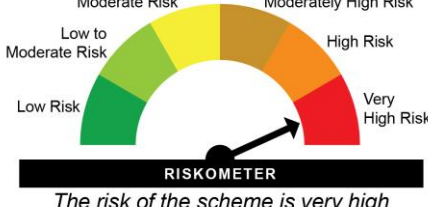
HDFC MID CAP FUND		NAV as at May 29, 2026			₹199.897		
Date	Period	Scheme Returns (%)	Benchmark Returns (%)#	Additional Returns (%)##	Value of ₹10,000 invested (₹)	Scheme Benchmark (₹)#	Additional Benchmark (₹)##
May 30, 25	Last 1 Year	6.30	7.49	-3.85	10,628	10,747	9,616
May 31, 23	Last 3 Years	21.94	22.14	9.54	18,122	18,210	13,140
May 31, 21	Last 5 Years	20.20	19.21	9.88	25,084	24,061	16,012
May 31, 16	Last 10 Years	17.95	18.64	12.54	52,109	55,232	32,593
Jun 25, 07	Since Inception	17.13	15.04	10.74	199,897	142,027	69,017

#NIFTY MIDCAP 150 (TRI) ##Nifty 50 Index (TRI). This scheme is managed by Chirag Setalvad from June 25, 2007.

HDFC SMALL CAP FUND		NAV as at May 29, 2026			₹132.643		
Date	Period	Scheme Returns (%)	Benchmark Returns (%)#	Additional Returns (%)##	Value of ₹10,000 invested (₹)	Scheme Benchmark (₹)#	Additional Benchmark (₹)##
May 30, 25	Last 1 Year	-1.74	1.18	-3.85	9,826	10,118	9,616
May 31, 23	Last 3 Years	14.22	18.75	9.54	14,898	16,739	13,140
May 31, 21	Last 5 Years	16.89	16.71	9.88	21,817	21,644	16,012
May 31, 16	Last 10 Years	17.36	15.81	12.54	49,558	43,406	32,593
Apr 03, 08	Since Inception	15.29	10.68	10.49	132,643	63,164	61,213

#BSE 250 Smallcap Index (TRI) ##Nifty 50 Index (TRI). This scheme is managed by Chirag Setalvad from June 28, 2014.

## BENCHMARK AND SCHEME RISKOMETERS

NAME AND RISKOMETER OF BENCHMARK	NAME OF SCHEME(S)	RISKOMETER OF THE SCHEME(S)
<p style="text-align: center;"><b>NIFTY MIDCAP 150 (TRI)</b></p>  <p style="text-align: center;"><b>RISKOMETER</b></p> <p style="text-align: center;"><i>The risk of the benchmark is very high</i></p>	HDFC Mid Cap Fund	 <p style="text-align: center;"><b>RISKOMETER</b></p> <p style="text-align: center;"><i>The risk of the scheme is very high</i></p>
<p style="text-align: center;"><b>BSE 250 Smallcap Index (TRI)</b></p>  <p style="text-align: center;"><b>RISKOMETER</b></p> <p style="text-align: center;"><i>The risk of the benchmark is very high</i></p>	HDFC Small Cap Fund	 <p style="text-align: center;"><b>RISKOMETER</b></p> <p style="text-align: center;"><i>The risk of the scheme is very high</i></p>

Benchmark and Scheme Riskometer as on May 31, 2026

HDFC Mutual Fund: SEBI Registration Number: MF/044/00/6

**Past performance may or may not be sustained in future and is not a guarantee of any future returns.** Returns greater than 1 year period are compounded annualized (CAGR). Different plans viz. Regular Plan and Direct Plan have a different expense structure. The expenses of the Direct Plan under the Scheme will be lower to the extent of the distribution expenses / commission charged in the Regular Plan. Load is not taken into consideration for computation of performance. Since Inception Date = Date of First allotment in the Scheme / Plan. N.A.:Not Available

**MUTUAL FUND INVESTMENTS ARE SUBJECT TO MARKET RISKS, READ ALL SCHEME RELATED DOCUMENTS CAREFULLY.**