

## SCHEME PERFORMANCE - DIRECT PLAN - GROWTH OPTION (CHIRAG SETALVAD)

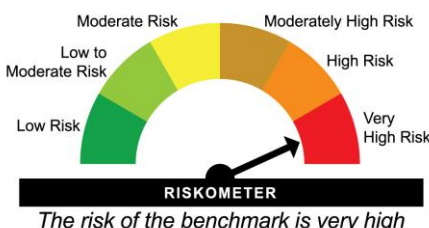
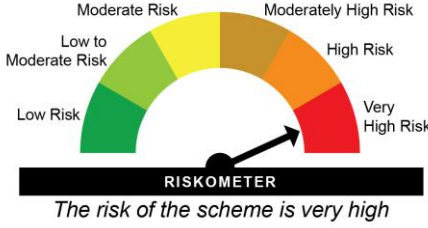
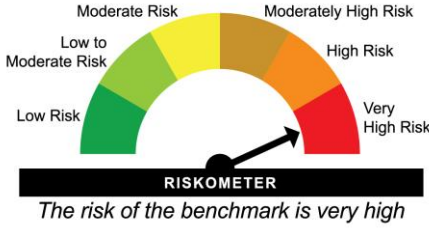
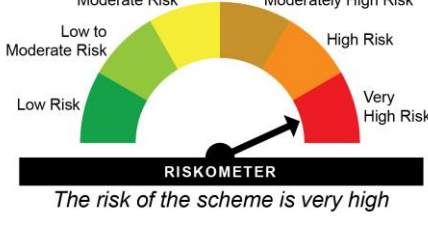
HDFC MID CAP FUND		NAV as at May 29, 2026				₹221.322
Date	Period	Scheme Returns (%)	Benchmark Returns (%)	Additional Returns (%)	Value of ₹10,000 invested (₹)	Additional Value of ₹10,000 invested (₹)
May 30, 25	Last 1 Year	6.97	7.49	-3.85	10,695	10,747
May 31, 23	Last 3 Years	22.72	22.14	9.54	18,473	18,210
May 31, 21	Last 5 Years	21.01	19.21	9.88	25,931	24,061
May 31, 16	Last 10 Years	18.86	18.64	12.54	56,267	55,232
Jan 01, 13	Since Inception	20.18	18.28	12.13	117,731	95,081

#NIFTY MIDCAP 150 (TRI) ##Nifty 50 Index (TRI). This scheme is managed by Chirag Setalvad from June 25, 2007.

HDFC SMALL CAP FUND		NAV as at May 29, 2026				₹151.914
Date	Period	Scheme Returns (%)	Benchmark Returns (%)	Additional Returns (%)	Value of ₹10,000 invested (₹)	Additional Value of ₹10,000 invested (₹)
May 30, 25	Last 1 Year	-0.90	1.18	-3.85	9,910	10,118
May 31, 23	Last 3 Years	15.23	18.75	9.54	15,293	16,739
May 31, 21	Last 5 Years	17.97	16.71	9.88	22,842	21,644
May 31, 16	Last 10 Years	18.60	15.81	12.54	55,051	43,406
Jan 01, 13	Since Inception	18.32	13.88	12.13	95,489	57,157

#BSE 250 Smallcap Index (TRI) ##Nifty 50 Index (TRI). This scheme is managed by Chirag Setalvad from June 28, 2014.

## BENCHMARK AND SCHEME RISKOMETERS

NAME AND RISKOMETER OF BENCHMARK	NAME OF SCHEME(S)	RISKOMETER OF THE SCHEME(S)
<p style="text-align: center;">NIFTY MIDCAP 150 (TRI)</p>  <p style="text-align: center;"><i>The risk of the benchmark is very high</i></p>	HDFC Mid Cap Fund	 <p style="text-align: center;"><i>The risk of the scheme is very high</i></p>
<p style="text-align: center;">BSE 250 Smallcap Index (TRI)</p>  <p style="text-align: center;"><i>The risk of the benchmark is very high</i></p>	HDFC Small Cap Fund	 <p style="text-align: center;"><i>The risk of the scheme is very high</i></p>

Benchmark and Scheme Riskometer as on May 31, 2026

HDFC Mutual Fund: SEBI Registration Number: MF/044/00/6

**Past performance may or may not be sustained in future and is not a guarantee of any future returns.** Returns greater than 1 year period are compounded annualized (CAGR). Different plans viz. Regular Plan and Direct Plan have a different expense structure. The expenses of the Direct Plan under the Scheme will be lower to the extent of the distribution expenses / commission charged in the Regular Plan. Load is not taken into consideration for computation of performance. Since Inception Date = Date of First allotment in the Scheme / Plan. N.A.: Not Available.

**MUTUAL FUND INVESTMENTS ARE SUBJECT TO MARKET RISKS, READ ALL SCHEME RELATED DOCUMENTS CAREFULLY.**