

**SCHEME PERFORMANCE - REGULAR PLAN - GROWTH OPTION
(ARUN AGARWAL & NANDITA MENEZES)**

HDFC BSE 500 INDEX FUND		NAV as at January 30, 2026		₹15.321	
Date	Period	Scheme Returns (%)	Benchmark Returns (%)#	Additional Returns (%)##	Value of ₹10,000 invested (₹) Benchmark (₹)##
Jan 31, 25	Last 1 Year	6.75	7.74	8.97	10,673
Apr 21, 23	Since Inception	16.58	18.01	15.33	15,321
#BSE 500 Index (TRI) ##Nifty 50 Index (TRI). This scheme is managed by Arun Agarwal from April 21, 2023 & Nandita Menezes from March 29, 2025.					

HDFC DEVELOPED WORLD OVERSEAS EQUITY PASSIVE FOF		NAV as at January 30, 2026		₹18.875	
Date	Period	Scheme Returns (%)	Benchmark Returns (%)#	Additional Returns (%)##	Value of ₹10,000 invested (₹) Benchmark (₹)##
Jan 31, 25	Last 1 Year	25.17	26.84	8.97	12,510
Jan 31, 23	Last 3 Years	23.22	24.45	14.08	18,707
Oct 06, 21	Since Inception	15.84	16.98	9.99	18,875
#MSCI World Index (Net Total Return Index) (Due to time zone difference, benchmark performance will be calculated with a day's lag). ##Nifty 50 Index (TRI). This scheme is managed by Nandita Menezes from March 29, 2025 & Arun Agarwal from February 01, 2022.					

HDFC GOLD ETF FUND OF FUND		NAV as at January 30, 2026		₹47.4724	
Date	Period	Scheme Returns (%)	Benchmark Returns (%)#	Additional Returns (%)##	Value of ₹10,000 invested (₹) Benchmark (₹)##
Jan 31, 25	Last 1 Year	90.98	100.95	19,064	20,057
Jan 31, 23	Last 3 Years	39.02	42.74	26,871	29,085
Jan 29, 21	Last 5 Years	24.94	27.36	30,476	33,554
Jan 29, 16	Last 10 Years	18.04	19.87	52,609	61,346
Nov 01, 11	Since Inception	11.54	13.48	47,472	60,650
#Domestic Price of Physical Gold. This scheme is managed by Nandita Menezes from March 29, 2025 & Arun Agarwal from February 15, 2023.					

HDFC NIFTY100 LOW VOLATILITY 30 INDEX FUND		NAV as at January 30, 2026		₹10.4813	
Date	Period	Scheme Returns (%)	Benchmark Returns (%)#	Additional Returns (%)##	Value of ₹10,000 invested (₹) Benchmark (₹)##
Jan 31, 25	Last 1 Year	6.21	7.27	8.97	10,619
Jul 10, 24	Since Inception	3.06	4.04	3.75	10,481
#NIFTY100 Low Volatility 30 Index (TRI) ##Nifty 50 Index (TRI). This scheme is managed by Nandita Menezes from March 29, 2025 & Arun Agarwal from July 10, 2024.					

HDFC NIFTY LARGEMIDCAP 250 INDEX FUND		NAV as at January 30, 2026		₹9.8797	
Date	Period	Scheme Returns (%)	Benchmark Returns (%)#	Additional Returns (%)##	Value of ₹10,000 invested (₹) Benchmark (₹)##
Jan 31, 25	Last 1 Year	8.17	8.98	8.97	10,814
Oct 09, 24	Since Inception	-0.92	-0.13	2.16	9,880
#Nifty LargeMidcap 250 Index (TRI) ##Nifty 50 Index (TRI). This scheme is managed by Nandita Menezes from March 29, 2025 & Arun Agarwal from October 9, 2024.					

HDFC NIFTY200 MOMENTUM 30 INDEX FUND		NAV as at January 30, 2026		₹10.0576	
Date	Period	Scheme Returns (%)	Benchmark Returns (%)#	Additional Returns (%)##	Value of ₹10,000 invested (₹) Benchmark (₹)##
Jan 31, 25	Last 1 Year	2.02	3.20	8.97	10,202
Feb 28, 24	Since Inception	0.30	1.59	9.00	10,058
#NIFTY200 Momentum 30 Total Returns Index (TRI) ##Nifty 50 Index (TRI). This scheme is managed by Arun Agarwal from February 28, 2024 & Nandita Menezes from March 29, 2025.					

HDFC NIFTY MIDCAP 150 INDEX FUND		NAV as at January 30, 2026		₹18.037	
Date	Period	Scheme Returns (%)	Benchmark Returns (%)#	Additional Returns (%)##	Value of ₹10,000 invested (₹) Benchmark (₹)##
Jan 31, 25	Last 1 Year	7.91	8.90	8.97	10,789
Apr 21, 23	Since Inception	23.63	25.16	15.33	18,037
#NIFTY Midcap 150 Index (TRI) ##Nifty 50 Index (TRI). This scheme is managed by Arun Agarwal from April 21, 2023 & Nandita Menezes from March 29, 2025.					

HDFC NIFTY 100 EQUAL WEIGHT INDEX FUND		NAV as at January 30, 2026		₹16.5104	
Date	Period	Scheme Returns (%)	Benchmark Returns (%)#	Additional Returns (%)##	Value of ₹10,000 invested (₹) Benchmark (₹)##
Jan 31, 25	Last 1 Year	9.00	10.00	8.97	10,897
Jan 31, 23	Last 3 Years	18.47	19.69	14.08	16,628
Feb 23, 22	Since Inception	13.58	14.84	11.85	16,510
#NIFTY 100 Equal Weight Total Returns Index (TRI) ##Nifty 50 Index (TRI). This scheme is managed by Nandita Menezes from March 29, 2025 & Arun Agarwal from March 4, 2022.					

HDFC NIFTY 50 INDEX FUND		NAV as at January 30, 2026		₹240.5683	
Date	Period	Scheme Returns (%)	Benchmark Returns (%)#	Additional Returns (%)##	Value of ₹10,000 invested (₹) Benchmark (₹)##
Jan 31, 25	Last 1 Year	8.56	8.97	7.42	10,854
Jan 31, 23	Last 3 Years	13.61	14.08	12.77	14,663
Jan 29, 21	Last 5 Years	14.01	14.52	13.54	19,280
Jan 29, 16	Last 10 Years	13.66	14.23	14.09	36,017
Jul 17, 02	Since Inception	14.30	16.10	16.42	232,973
#Nifty 50 Index (TRI) ##BSE SENSEX Index (TRI). This scheme is managed by Nandita Menezes from March 29, 2025 & Arun Agarwal from August 24, 2020.					

HDFC NIFTY 100 INDEX FUND		NAV as at January 30, 2026		₹15.0807	
Date	Period	Scheme Returns (%)	Benchmark Returns (%)#	Additional Returns (%)##	Value of ₹10,000 invested (₹) Benchmark (₹)##
Jan 31, 25	Last 1 Year	8.06	8.89	8.97	10,804
Jan 31, 23	Last 3 Years	14.01	14.99	14.08	14,820
Feb 23, 22	Since Inception	11.00	12.07	11.85	15,081
#NIFTY 100 Total Returns Index (TRI) ##Nifty 50 Index (TRI). This scheme is managed by Nandita Menezes from March 29, 2025 & Arun Agarwal from March 4, 2022.					

HDFC NIFTY TOP 20 EQUAL WEIGHT INDEX FUND		NAV as at January 30, 2026		₹10.6466	
Date	Period	Scheme Returns (%)	Benchmark Returns (%)#	Additional Returns (%)##	Value of ₹10,000 invested (₹) Benchmark (₹)##
Jul 31, 25	Last 6 Months	8.18	9.18	5.26	10,410
#Nifty Top 20 Equal Weight Index (TRI). Simple annualized returns have been provided as per the extant guidelines since the scheme has completed 6 months but not 1 year. However, such returns may not be representative. Absolute returns of the Scheme for the 6 month period is 4.10%. This scheme is managed by Nandita Menezes from March 29, 2025 & Arun Agarwal from March 25, 2025.					

HDFC NIFTY500 MULTICAP 50:25:25 INDEX FUND		NAV as at January 30, 2026		₹9.6536	
Date	Period	Scheme Returns (%)	Benchmark Returns (%)#	Additional Returns (%)##	Value of ₹10,000 invested (₹) Benchmark (₹)##
Jan 31, 25	Last 1 Year	5.89	6.80	8.97	10,587
Aug 23, 24	Since Inception	-2.42	-1.50	2.42	9,654
#Nifty500 Multicap 50:25:25 Index (TRI) ##Nifty 50 Index (TRI). This scheme is managed by Nandita Menezes from March 29, 2025 & Arun Agarwal from August 23, 2024.					

HDFC NIFTY50 EQUAL WEIGHT INDEX FUND		NAV as at January 30, 2026		₹18.0563	
Date	Period	Scheme Returns (%)	Benchmark Returns (%)#	Additional Returns (%)##	Value of ₹10,000 invested (₹) Benchmark (₹)##
Jan 31, 25	Last 1 Year	11.19	12.26	8.97	11,116
Jan 31, 23	Last 3 Years	17.42	18.56	14.08	16,191
Aug 20, 21	Since Inception	14.20	15.41	11.45	18,056
#NIFTY50 Equal Weight Total Returns Index (TRI) ##Nifty 50 Index (TRI). This scheme is managed by Nandita Menezes from March 29, 2025 & Arun Agarwal from February 01, 2022.					

Past performance may or may not be sustained in future and is not a guarantee of any future returns. Returns greater than 1 year period are compounded annualized (CAGR). Different plans viz. Regular Plan and Direct Plan have a different expense structure. The expenses of the Direct Plan under the Scheme will be lower to the extent of the distribution expenses / commission charged in the Regular Plan. Load is not taken into consideration for computation of performance. Since Inception Date = Date of First allotment in the Scheme / Plan. N.A: Not Available

MUTUAL FUND INVESTMENTS ARE SUBJECT TO MARKET RISKS, READ ALL SCHEME RELATED DOCUMENTS CAREFULLY.

**SCHEME PERFORMANCE - REGULAR PLAN - GROWTH OPTION
(ARUN AGARWAL & NANDITA MENEZES)**

HDFC NIFTY INDIA DIGITAL INDEX FUND		NAV as at January 30, 2026 ₹9.0361					
Date	Period	Scheme Returns (%)	Benchmark Returns (%)#	Additional Returns (%)##	Value of ₹10,000 invested (₹)	Scheme Benchmark (₹)#	Additional Benchmark (₹)##
Jan 31, 25	Last 1 Year	-0.60	0.41	8.97	9,940	10,041	10,895
Dec 11, 24	Since Inception	-8.53	-7.56	3.59	9,036	9,145	10,410
#Nifty India Digital Index (TRI) ##Nifty 50 Index (TRI). This scheme is managed by Nandita Menezes from March 29, 2025 & Arun Agarwal from December 11, 2024.							

HDFC NIFTY NEXT 50 INDEX FUND		NAV as at January 30, 2026 ₹15.6908					
Date	Period	Scheme Returns (%)	Benchmark Returns (%)#	Additional Returns (%)##	Value of ₹10,000 invested (₹)	Scheme Benchmark (₹)#	Additional Benchmark (₹)##
Jan 31, 25	Last 1 Year	7.60	8.39	8.97	10,758	10,837	10,895
Jan 31, 23	Last 3 Years	19.82	20.94	14.08	17,204	17,690	14,848
Nov 03, 21	Since Inception	11.20	12.35	9.88	15,691	16,393	14,916
#NIFTY Next 50 Total Returns Index (TRI) ##Nifty 50 Index (TRI). This scheme is managed by Nandita Menezes from March 29, 2025 & Arun Agarwal from February 01, 2022.							

HDFC NIFTY100 QUALITY 30 INDEX FUND		NAV as at January 30, 2026 ₹11.1105					
Date	Period	Scheme Returns (%)	Benchmark Returns (%)#	Additional Returns (%)##	Value of ₹10,000 invested (₹)	Scheme Benchmark (₹)#	Additional Benchmark (₹)##
Jul 31, 25	Last 6 Months	11.29	12.19	5.26	10,566	10,611	10,264
#Nifty100 Quality 30 Index (TRI) ##Nifty 50 Index (TRI). Simple annualized returns have been provided as per the extant guidelines since the scheme has completed 6 months but not 1 year. However, such returns may not be representative. Absolute returns of the Scheme for the 6 month period is 5.66%. This scheme is managed by Nandita Menezes from March 29, 2025 & Arun Agarwal from February 20, 2025.							

HDFC NIFTY REALTY INDEX FUND		NAV as at January 30, 2026 ₹8.7178					
Date	Period	Scheme Returns (%)	Benchmark Returns (%)#	Additional Returns (%)##	Value of ₹10,000 invested (₹)	Scheme Benchmark (₹)#	Additional Benchmark (₹)##
Jan 31, 25	Last 1 Year	-15.39	-14.73	8.97	8,465	8,530	10,895
Mar 26, 24	Since Inception	-7.15	-6.29	9.23	8,718	8,869	11,774
#NIFTY Realty Index (TRI) ##Nifty 50 Index (TRI). This scheme is managed by Arun Agarwal from March 26, 2024 & Nandita Menezes from March 29, 2025 .							

HDFC NIFTY SMALLCAP 250 INDEX FUND		NAV as at January 30, 2026 ₹16.9041					
Date	Period	Scheme Returns (%)	Benchmark Returns (%)#	Additional Returns (%)##	Value of ₹10,000 invested (₹)	Scheme Benchmark (₹)#	Additional Benchmark (₹)##
Jan 31, 25	Last 1 Year	-0.89	0.01	8.97	9,911	10,001	10,895
Apr 21, 23	Since Inception	20.78	22.46	15.33	16,904	17,566	14,866
#NIFTY Smallcap 250 Index (TRI) ##Nifty 50 Index (TRI). This scheme is managed by Arun Agarwal from April 21, 2023 & Nandita Menezes from March 29, 2025 .							




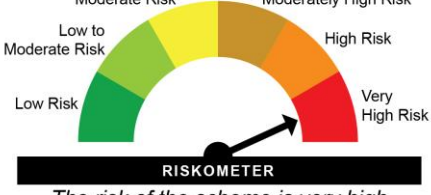



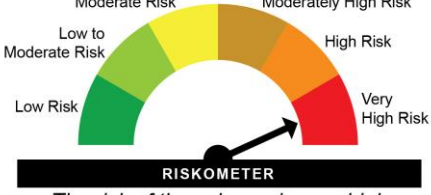


HDFC BSE SENSEX INDEX FUND		NAV as at January 30, 2026 ₹763.1721					
Date	Period	Scheme Returns (%)	Benchmark Returns (%)#	Additional Returns (%)##	Value of ₹10,000 invested (₹)	Scheme Benchmark (₹)#	Additional Benchmark (₹)##
Jan 31, 25	Last 1 Year	7.00	7.42	8.97	10,698	10,740	10,895
Jan 31, 23	Last 3 Years	12.30	12.77	14.08	14,164	14,342	14,848
Jan 29, 21	Last 5 Years	13.04	13.54	14.52	18,473	18,882	19,714
Jan 29, 16	Last 10 Years	13.56	14.09	14.23	35,724	37,435	37,878
Jul 17, 02	Since Inception	14.39	16.42	16.10	237,297	359,491	336,799
#BSE SENSEX Index (TRI) ##Nifty 50 Index (TRI). This scheme is managed by Nandita Menezes from March 29, 2025 & Arun Agarwal from August 24, 2020.							

HDFC SILVER ETF FUND OF FUND				NAV as at January 30, 2026 ₹50.8692	
Date	Period	Scheme Returns (%)	Benchmark Returns (%)#	Value of ₹10,000 invested Scheme (₹)	Benchmark (₹)#
Jan 31, 25	Last 1 Year	225.43	257.61	32,438	35,637
Jan 31, 23	Last 3 Years	63.17	71.29	43,445	50,254
Oct 28, 22	Since Inception	64.70	71.64	50,869	58,195
#Domestic Prices of physical Silver (derived as per regulatory norms). This scheme is managed by Nandita Menezes from March 29, 2025 & Arun Agarwal from February 15, 2023.					


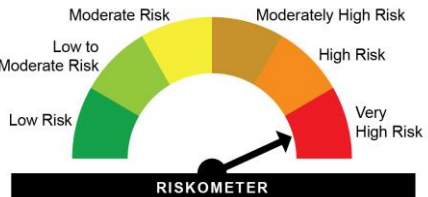

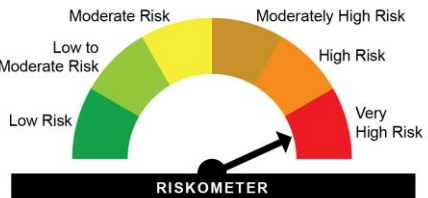

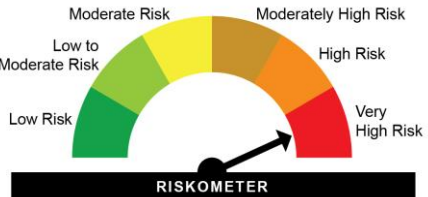

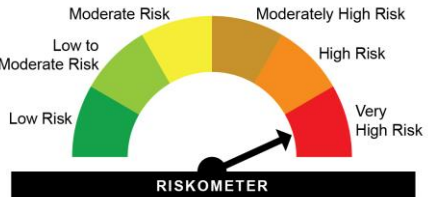


Past performance may or may not be sustained in future and is not a guarantee of any future returns. Returns greater than 1 year period are compounded annualized (CAGR). Different plans viz. Regular Plan and Direct Plan have a different expense structure. The expenses of the Direct Plan under the Scheme will be lower to the extent of the distribution expenses / commission charged in the Regular Plan. Load is not taken into consideration for computation of performance. Since Inception Date = Date of First allotment in the Scheme / Plan. N.A: Not Available

MUTUAL FUND INVESTMENTS ARE SUBJECT TO MARKET RISKS, READ ALL SCHEME RELATED DOCUMENTS CAREFULLY.

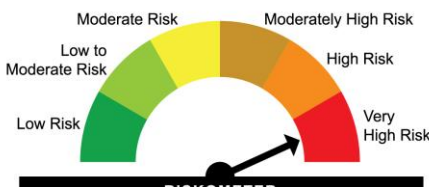

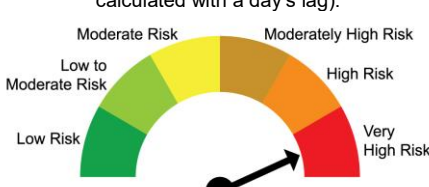

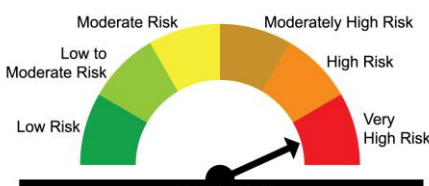
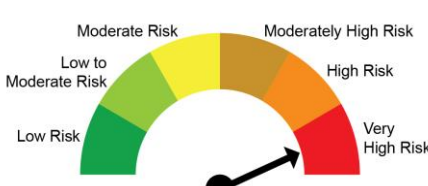
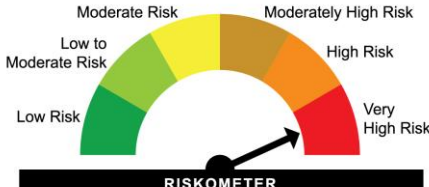
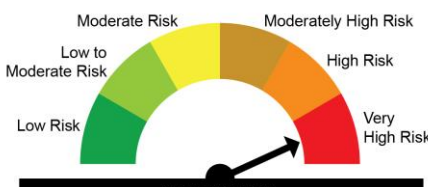
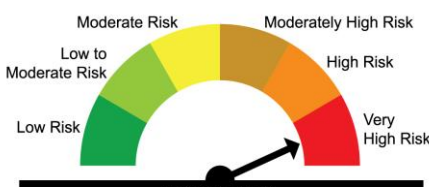
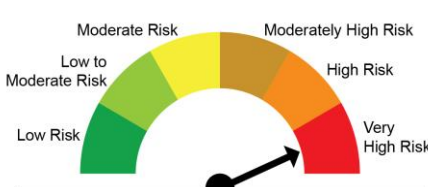
BENCHMARK AND SCHEME RISKOMETERS

NAME AND RISKOMETER OF BENCHMARK	NAME OF SCHEME(S)	RISKOMETER OF THE SCHEME(S)
<p>NIFTY Smallcap 250 Index (TRI)</p>  <p>The risk of the benchmark is very high</p>	HDFC NIFTY Smallcap 250 Index Fund	 <p>The risk of the scheme is very high</p>
<p>BSE 500 Index (TRI)</p>  <p>The risk of the benchmark is very high</p>	HDFC BSE 500 Index Fund	 <p>The risk of the scheme is very high</p>
<p>Nifty 50 Index (TRI)</p>  <p>The risk of the benchmark is very high</p>	HDFC Nifty 50 Index Fund	 <p>The risk of the scheme is very high</p>
<p>BSE SENSEX Index (TRI)</p>  <p>The risk of the benchmark is very high</p>	HDFC BSE Sensex Index Fund	 <p>The risk of the scheme is very high</p>
<p>NIFTY 100 Total Returns Index (TRI)</p>  <p>The risk of the benchmark is very high</p>	HDFC NIFTY 100 Index Fund	 <p>The risk of the scheme is very high</p>











BENCHMARK AND SCHEME RISKOMETERS

NAME AND RISKOMETER OF BENCHMARK	NAME OF SCHEME(S)	RISKOMETER OF THE SCHEME(S)
<p>NIFTY50 Equal Weight Total Returns Index (TRI)</p>  <p>RISKOMETER</p> <p><i>The risk of the benchmark is very high</i></p>	<p>HDFC NIFTY50 Equal Weight Index Fund</p>	 <p>RISKOMETER</p> <p><i>The risk of the scheme is very high</i></p>
<p>NIFTY 100 Equal Weight Total Returns Index (TRI)</p>  <p>RISKOMETER</p> <p><i>The risk of the benchmark is very high</i></p>	<p>HDFC NIFTY 100 Equal Weight Index Fund</p>	 <p>RISKOMETER</p> <p><i>The risk of the scheme is very high</i></p>
<p>NIFTY Next 50 Total Returns Index (TRI)</p>  <p>RISKOMETER</p> <p><i>The risk of the benchmark is very high</i></p>	<p>HDFC NIFTY Next 50 Index Fund</p>	 <p>RISKOMETER</p> <p><i>The risk of the scheme is very high</i></p>
<p>NIFTY Midcap 150 Index (TRI)</p>  <p>RISKOMETER</p> <p><i>The risk of the benchmark is very high</i></p>	<p>HDFC NIFTY Midcap 150 Index Fund</p>	 <p>RISKOMETER</p> <p><i>The risk of the scheme is very high</i></p>
<p>Domestic Price of Physical Gold</p>  <p>RISKOMETER</p> <p><i>The risk of the benchmark is high</i></p>	<p>HDFC Gold ETF Fund of Fund</p>	 <p>RISKOMETER</p> <p><i>The risk of the scheme is high</i></p>

BENCHMARK AND SCHEME RISKOMETERS

NAME AND RISKOMETER OF BENCHMARK	NAME OF SCHEME(S)	RISKOMETER OF THE SCHEME(S)
<p>Domestic Prices of physical Silver (derived as per regulatory norms)</p>  <p>RISKOMETER</p> <p><i>The risk of the benchmark is very high</i></p>	HDFC Silver ETF Fund of Fund	 <p>RISKOMETER</p> <p><i>The risk of the scheme is very high</i></p>
<p>MSCI World Index (Net Total Return Index) (Due to time zone difference, benchmark performance will be calculated with a day's lag).</p>  <p>RISKOMETER</p> <p><i>The risk of the benchmark is very high</i></p>	HDFC Developed World Overseas Equity Passive FOF	 <p>RISKOMETER</p> <p><i>The risk of the scheme is very high</i></p>
<p>NIFTY200 Momentum 30 Total Returns Index (TRI)</p>  <p>RISKOMETER</p> <p><i>The risk of the benchmark is very high</i></p>	HDFC NIFTY200 Momentum 30 Index Fund	 <p>RISKOMETER</p> <p><i>The risk of the scheme is very high</i></p>
<p>NIFTY Realty Index (TRI)</p>  <p>RISKOMETER</p> <p><i>The risk of the benchmark is very high</i></p>	HDFC NIFTY Realty Index Fund	 <p>RISKOMETER</p> <p><i>The risk of the scheme is very high</i></p>
<p>NIFTY100 Low Volatility 30 Index (TRI)</p>  <p>RISKOMETER</p> <p><i>The risk of the benchmark is very high</i></p>	HDFC NIFTY100 Low Volatility 30 Index Fund	 <p>RISKOMETER</p> <p><i>The risk of the scheme is very high</i></p>

BENCHMARK AND SCHEME RISKOMETERS

NAME AND RISKOMETER OF BENCHMARK	NAME OF SCHEME(S)	RISKOMETER OF THE SCHEME(S)
<p>Nifty500 Multicap 50:25:25 Index (TRI)</p>  <p>RISKOMETER</p> <p><i>The risk of the benchmark is very high</i></p>	<p>HDFC NIFTY500 MULTICAP 50:25:25 INDEX FUND</p>	 <p>RISKOMETER</p> <p><i>The risk of the scheme is very high</i></p>
<p>Nifty LargeMidcap 250 Index (TRI)</p>  <p>RISKOMETER</p> <p><i>The risk of the benchmark is very high</i></p>	<p>HDFC Nifty LargeMidcap 250 Index Fund</p>	 <p>RISKOMETER</p> <p><i>The risk of the scheme is very high</i></p>
<p>Nifty India Digital Index (TRI)</p>  <p>RISKOMETER</p> <p><i>The risk of the benchmark is very high</i></p>	<p>HDFC Nifty India Digital Index Fund</p>	 <p>RISKOMETER</p> <p><i>The risk of the scheme is very high</i></p>
<p>Nifty100 Quality 30 Index (TRI)</p>  <p>RISKOMETER</p> <p><i>The risk of the benchmark is very high</i></p>	<p>HDFC Nifty100 Quality 30 Index Fund</p>	 <p>RISKOMETER</p> <p><i>The risk of the scheme is very high</i></p>
<p>Nifty Top 20 Equal Weight Index (TRI)</p>  <p>RISKOMETER</p> <p><i>The risk of the benchmark is very high</i></p>	<p>HDFC Nifty Top 20 Equal Weight Index Fund</p>	 <p>RISKOMETER</p> <p><i>The risk of the scheme is very high</i></p>

Benchmark and Scheme Riskometer as on January 31, 2026