

**SCHEME PERFORMANCE - REGULAR PLAN - GROWTH OPTION  
(ARUN AGARWAL & NANDITA MENEZES)**

HDFC BSE 500 INDEX FUND		NAV as at November 28, 2025		₹15.9053	
Date	Period	Scheme Returns (%)	Benchmark Returns (%)#	Additional Returns (%)##	Value of ₹10,000 invested Scheme Benchmark Additional (₹) (₹) (₹) Benchmark (₹)##
Nov 29, 24	Last 1 Year	5.29	6.27	9.94	10,527 10,626 10,991
Apr 21, 23	Since Inception	19.47	20.98	17.93	15,905 16,433 15,375
#BSE 500 Index (TRI) ##Nifty 50 Index (TRI). This scheme is managed by Arun Agarwal from April 21, 2023 & Nandita Menezes from March 29, 2025 .					

HDFC DEVELOPED WORLD OVERSEAS EQUITY PASSIVE FOF		NAV as at November 28, 2025		₹17.844	
Date	Period	Scheme Returns (%)	Benchmark Returns (%)#	Additional Returns (%)##	Value of ₹10,000 invested Scheme Benchmark Additional (₹) (₹) (₹) Benchmark (₹)##
Nov 29, 24	Last 1 Year	23.48	23.86	9.94	12,341 12,379 10,991
Nov 30, 22	Last 3 Years	22.56	23.72	13.10	18,398 18,927 14,461
Oct 06, 21	Since Inception	14.98	16.14	11.33	17,844 18,598 15,606
#MSCI World Index (Net Total Return Index) (Due to time zone difference, benchmark performance will be calculated with a day's lag). ##Nifty 50 Index (TRI). This scheme is managed by Nandita Menezes from March 29, 2025 & Arun Agarwal from February 01, 2022.					

HDFC GOLD ETF FUND OF FUND		NAV as at November 28, 2025		₹37.6306	
Date	Period	Scheme Returns (%)	Benchmark Returns (%)#	Additional Returns (%)##	Value of ₹10,000 invested Scheme Benchmark Additional (₹) (₹) (₹) Benchmark (₹)##
Nov 29, 24	Last 1 Year	61.92	64.98		16,171 16,475
Nov 30, 22	Last 3 Years	31.90	33.49		22,928 23,766
Nov 27, 20	Last 5 Years	19.25	21.07		24,143 26,040
Nov 30, 15	Last 10 Years	15.98	17.52		44,049 50,264
Nov 01, 11	Since Inception	9.87	11.53		37,631 46,497
#Domestic Price of Physical Gold. This scheme is managed by Nandita Menezes from March 29, 2025 & Arun Agarwal from February 15, 2023.					

HDFC NIFTY100 LOW VOLATILITY 30 INDEX FUND		NAV as at November 28, 2025		₹10.7979	
Date	Period	Scheme Returns (%)	Benchmark Returns (%)#	Additional Returns (%)##	Value of ₹10,000 invested Scheme Benchmark Additional (₹) (₹) (₹) Benchmark (₹)##
Nov 29, 24	Last 1 Year	9.08	10.15	9.94	10,905 11,012 10,991
Jul 10, 24	Since Inception	5.69	6.69	6.78	10,798 10,939 10,953
#NIFTY100 Low Volatility 30 Index (TRI) ##Nifty 50 Index (TRI). This scheme is managed by Nandita Menezes from March 29, 2025 & Arun Agarwal from July 10, 2024.					

HDFC NIFTY LARGEMIDCAP 250 INDEX FUND		NAV as at November 28, 2025		₹10.2531	
Date	Period	Scheme Returns (%)	Benchmark Returns (%)#	Additional Returns (%)##	Value of ₹10,000 invested Scheme Benchmark Additional (₹) (₹) (₹) Benchmark (₹)##
Nov 29, 24	Last 1 Year	7.14	8.00	9.94	10,712 10,798 10,991
Oct 09, 24	Since Inception	2.22	3.07	5.57	10,253 10,350 10,636
#Nifty LargeMidcap 250 Index (TRI) ##Nifty 50 Index (TRI). This scheme is managed by Nandita Menezes from March 29, 2025 & Arun Agarwal from October 9, 2024.					

HDFC NIFTY200 MOMENTUM 30 INDEX FUND		NAV as at November 28, 2025		₹10.6933	
Date	Period	Scheme Returns (%)	Benchmark Returns (%)#	Additional Returns (%)##	Value of ₹10,000 invested Scheme Benchmark Additional (₹) (₹) (₹) Benchmark (₹)##
Nov 29, 24	Last 1 Year	-6.68	-5.54	9.94	9,333 9,447 10,991
Feb 28, 24	Since Inception	3.90	5.19	12.06	10,693 10,927 12,207
#NIFTY200 Momentum 30 Total Returns Index (TRI) ##Nifty 50 Index (TRI). This scheme is managed by Arun Agarwal from February 28, 2024 & Nandita Menezes from March 29, 2025.					

HDFC NIFTY MIDCAP 150 INDEX FUND		NAV as at November 28, 2025		₹18.8182	
Date	Period	Scheme Returns (%)	Benchmark Returns (%)#	Additional Returns (%)##	Value of ₹10,000 invested Scheme Benchmark Additional (₹) (₹) (₹) Benchmark (₹)##
Nov 29, 24	Last 1 Year	6.75	7.74	9.94	10,673 10,772 10,991
Apr 21, 23	Since Inception	27.43	29.04	17.93	18,818 19,443 15,375
#NIFTY Midcap 150 Index (TRI) ##Nifty 50 Index (TRI). This scheme is managed by Arun Agarwal from April 21, 2023 & Nandita Menezes from March 29, 2025 .					

HDFC NIFTY 100 EQUAL WEIGHT INDEX FUND		NAV as at November 28, 2025		₹16.8719	
Date	Period	Scheme Returns (%)	Benchmark Returns (%)#	Additional Returns (%)##	Value of ₹10,000 invested Scheme Benchmark Additional (₹) (₹) (₹) Benchmark (₹)##
Nov 29, 24	Last 1 Year	5.71	6.66	9.94	10,569 10,664 10,991
Nov 30, 22	Last 3 Years	16.40	17.59	13.10	15,763 16,254 14,461
Feb 23, 22	Since Inception	14.91	16.18	13.44	16,872 17,589 16,073
#NIFTY 100 Equal Weight Total Returns Index (TRI) ##Nifty 50 Index (TRI). This scheme is managed by Nandita Menezes from March 29, 2025 & Arun Agarwal from March 4, 2022.					

HDFC NIFTY 50 INDEX FUND		NAV as at November 28, 2025		₹248.9555	
Date	Period	Scheme Returns (%)	Benchmark Returns (%)#	Additional Returns (%)##	Value of ₹10,000 invested Scheme Benchmark Additional (₹) (₹) (₹) Benchmark (₹)##
Nov 29, 24	Last 1 Year	9.51	9.94	8.69	10,948 10,991 10,867
Nov 30, 22	Last 3 Years	12.62	13.10	12.15	14,281 14,461 14,101
Nov 27, 20	Last 5 Years	15.95	16.46	15.56	20,974 21,446 20,627
Nov 30, 15	Last 10 Years	13.51	14.08	14.00	35,517 37,349 37,098
Jul 17, 02	Since Inception	14.58	16.40	16.76	241,096 348,324 374,419
#Nifty 50 Index (TRI) ##BSE SENSEX Index (TRI). This scheme is managed by Nandita Menezes from March 29, 2025 & Arun Agarwal from August 24, 2020.					

HDFC NIFTY 100 INDEX FUND		NAV as at November 28, 2025		₹15.5789	
Date	Period	Scheme Returns (%)	Benchmark Returns (%)#	Additional Returns (%)##	Value of ₹10,000 invested Scheme Benchmark Additional (₹) (₹) (₹) Benchmark (₹)##
Nov 29, 24	Last 1 Year	7.16	7.99	9.94	10,714 10,797 10,991
Nov 30, 22	Last 3 Years	12.47	13.45	13.10	14,222 14,595 14,461
Feb 23, 22	Since Inception	12.50	13.59	13.44	15,579 16,157 16,073
#NIFTY 100 Total Returns Index (TRI) ##Nifty 50 Index (TRI). This scheme is managed by Nandita Menezes from March 29, 2025 & Arun Agarwal from March 4, 2022.					

HDFC NIFTY TOP 20 EQUAL WEIGHT INDEX FUND		NAV as at November 28, 2025		₹11.0901	
Date	Period	Scheme Returns (%)	Benchmark Returns (%)#	Additional Returns (%)##	Value of ₹10,000 invested Scheme Benchmark Additional (₹) (₹) (₹) Benchmark (₹)##
May 30, 25	Last 6 Months	14.52	15.59	13.41	10,724 10,778 10,668
#Nifty Top 20 Equal Weight Index (TRI). Simple annualized returns have been provided as per the extant guidelines since the scheme has completed 6 months but not 1 year. However, such returns may not be representative. Absolute returns of the Scheme for the 6 month period is 7.24%. This scheme is managed by Nandita Menezes from March 29, 2025 & Arun Agarwal from March 25, 2025.					

HDFC NIFTY500 MULTICAP 50:25:25 INDEX FUND		NAV as at November 28, 2025		₹10.0672	
Date	Period	Scheme Returns (%)	Benchmark Returns (%)#	Additional Returns (%)##	Value of ₹10,000 invested Scheme Benchmark Additional (₹) (₹) (₹) Benchmark (₹)##
Nov 29, 24	Last 1 Year	3.88	4.77	9.94	10,387 10,476 10,991
Aug 23, 24	Since Inception	0.53	1.50	5.52	10,067 10,190 10,704
#Nifty500 Multicap 50:25:25 Index (TRI) ##Nifty 50 Index (TRI). This scheme is managed by Nandita Menezes from March 29, 2025 & Arun Agarwal from August 23, 2024.					

Past performance may or may not be sustained in future and is not a guarantee of any future returns. Returns greater than 1 year period are compounded annualized (CAGR). Different plans viz. Regular Plan and Direct Plan have a different expense structure. The expenses of the Direct Plan under the Scheme will be lower to the extent of the distribution expenses / commission charged in the Regular Plan. Load is not taken into consideration for computation of performance. Since Inception Date = Date of First allotment in the Scheme / Plan. N.A: Not Available

**MUTUAL FUND INVESTMENTS ARE SUBJECT TO MARKET RISKS, READ ALL SCHEME RELATED DOCUMENTS CAREFULLY.**

**SCHEME PERFORMANCE - REGULAR PLAN - GROWTH OPTION  
(ARUN AGARWAL & NANDITA MENEZES)**

HDFC NIFTY50 EQUAL WEIGHT INDEX FUND		NAV as at November 28, 2025		₹18.3613	
Date	Period	Scheme Returns (%)	Benchmark Returns (%)#	Additional Returns (%)##	Value of ₹10,000 invested (₹) Benchmark (₹)##
Nov 29, 24	Last 1 Year	11.23	12.30	9.94	11,119 11,227 10,991
Nov 30, 22	Last 3 Years	16.11	17.25	13.10	15,648 16,110 14,461
Aug 20, 21	Since Inception	15.27	16.49	12.82	18,361 19,207 16,750
#NIFTY50 Equal Weight Total Returns Index (TRI) ##Nifty 50 Index (TRI). This scheme is managed by Nandita Menezes from March 29, 2025 & Arun Agarwal from February 01, 2022.					

HDFC NIFTY INDIA DIGITAL INDEX FUND		NAV as at November 28, 2025		₹9.4344	
Date	Period	Scheme Returns (%)	Benchmark Returns (%)#	Additional Returns (%)##	Value of ₹10,000 invested (₹) Benchmark (₹)##
May 30, 25	Last 6 Months	15.67	16.74	13.41	10,781 10,835 10,668
#Nifty India Digital Index (TRI) ##Nifty 50 Index (TRI). Simple annualized returns have been provided as per the extant guidelines since the scheme has completed 6 months but not 1 year. However, such returns may not be representative. Absolute returns of the Scheme for the 6 month period is 7.81%. This scheme is managed by Nandita Menezes from March 29, 2025 & Arun Agarwal from December 11, 2024.					

HDFC NIFTY NEXT 50 INDEX FUND		NAV as at November 28, 2025		₹16.0057	
Date	Period	Scheme Returns (%)	Benchmark Returns (%)#	Additional Returns (%)##	Value of ₹10,000 invested (₹) Benchmark (₹)##
Nov 29, 24	Last 1 Year	-2.26	-1.33	9.94	9,775 9,867 10,991
Nov 30, 22	Last 3 Years	16.30	17.41	13.10	15,724 16,177 14,461
Nov 03, 21	Since Inception	12.25	13.43	11.23	16,006 16,702 15,426
#NIFTY Next 50 Total Returns Index (TRI) ##Nifty 50 Index (TRI). This scheme is managed by Nandita Menezes from March 29, 2025 & Arun Agarwal from February 01, 2022.					

HDFC NIFTY100 QUALITY 30 INDEX FUND		NAV as at November 28, 2025		₹11.1608	
Date	Period	Scheme Returns (%)	Benchmark Returns (%)#	Additional Returns (%)##	Value of ₹10,000 invested (₹) Benchmark (₹)##
May 30, 25	Last 6 Months	11.27	12.16	13.41	10,562 10,607 10,668
#Nifty100 Quality 30 Index (TRI) ##Nifty 50 Index (TRI). Simple annualized returns have been provided as per the extant guidelines since the scheme has completed 6 months but not 1 year. However, such returns may not be representative. Absolute returns of the Scheme for the 6 month period is 5.62%. This scheme is managed by Nandita Menezes from March 29, 2025 & Arun Agarwal from February 20, 2025.					

HDFC NIFTY REALTY INDEX FUND		NAV as at November 28, 2025		₹10.0638	
Date	Period	Scheme Returns (%)	Benchmark Returns (%)#	Additional Returns (%)##	Value of ₹10,000 invested (₹) Benchmark (₹)##
Nov 29, 24	Last 1 Year	-11.93	-11.18	9.94	8,810 8,885 10,991
Mar 26, 24	Since Inception	0.38	1.35	12.46	10,064 10,228 12,177
#NIFTY Realty Index (TRI) ##Nifty 50 Index (TRI). This scheme is managed by Arun Agarwal from March 26, 2024 & Nandita Menezes from March 29, 2025 .					

HDFC NIFTY SMALLCAP 250 INDEX FUND		NAV as at November 28, 2025		₹17.962	
Date	Period	Scheme Returns (%)	Benchmark Returns (%)#	Additional Returns (%)##	Value of ₹10,000 invested (₹) Benchmark (₹)##
Nov 29, 24	Last 1 Year	-5.95	-5.02	9.94	9,407 9,500 10,991
Apr 21, 23	Since Inception	25.18	26.97	17.93	17,962 18,641 15,375
#NIFTY Smallcap 250 Index (TRI) ##Nifty 50 Index (TRI). This scheme is managed by Arun Agarwal from April 21, 2023 & Nandita Menezes from March 29, 2025 .					




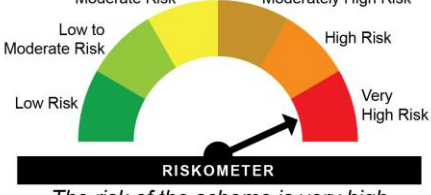



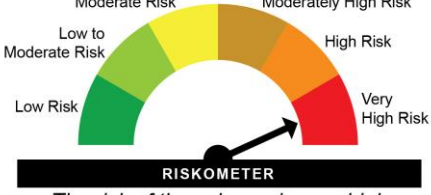


HDFC BSE SENSEX INDEX FUND		NAV as at November 28, 2025		₹795.3942	
Date	Period	Scheme Returns (%)	Benchmark Returns (%)#	Additional Returns (%)##	Value of ₹10,000 invested (₹) Benchmark (₹)##
Nov 29, 24	Last 1 Year	8.26	8.69	9.94	10,824 10,867 10,991
Nov 30, 22	Last 3 Years	11.68	12.15	13.10	13,925 14,101 14,461
Nov 27, 20	Last 5 Years	15.06	15.56	16.46	20,181 20,627 21,446
Nov 30, 15	Last 10 Years	13.48	14.00	14.08	35,429 37,098 37,349
Jul 17, 02	Since Inception	14.71	16.76	16.40	247,316 374,419 348,324
#BSE SENSEX Index (TRI) ##Nifty 50 Index (TRI). This scheme is managed by Nandita Menezes from March 29, 2025 & Arun Agarwal from August 24, 2020.					

HDFC SILVER ETF FUND OF FUND		NAV as at November 28, 2025		₹26.9371	
Date	Period	Scheme Returns (%)	Benchmark Returns (%)#	Value of ₹10,000 invested (₹) Benchmark (₹)##	
Nov 29, 24	Last 1 Year	78.54	83.57	17,826	18,326
Nov 30, 22	Last 3 Years	35.92	37.29	25,090	25,854
Oct 28, 22	Since Inception	37.84	40.61	26,937	28,642
#Domestic Prices of physical Silver (derived as per regulatory norms). This scheme is managed by Nandita Menezes from March 29, 2025 & Arun Agarwal from February 15, 2023.					



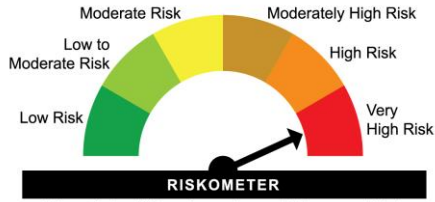

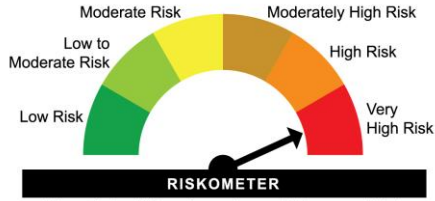

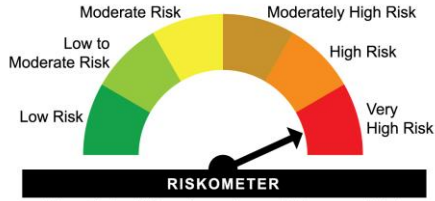


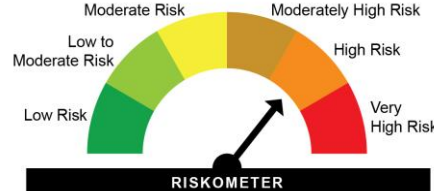
Past performance may or may not be sustained in future and is not a guarantee of any future returns. Returns greater than 1 year period are compounded annualized (CAGR). Different plans viz. Regular Plan and Direct Plan have a different expense structure. The expenses of the Direct Plan under the Scheme will be lower to the extent of the distribution expenses / commission charged in the Regular Plan. Load is not taken into consideration for computation of performance. Since Inception Date = Date of First allotment in the Scheme / Plan. N.A: Not Available

**MUTUAL FUND INVESTMENTS ARE SUBJECT TO MARKET RISKS, READ ALL SCHEME RELATED DOCUMENTS CAREFULLY.**

# BENCHMARK AND SCHEME RISKOMETERS

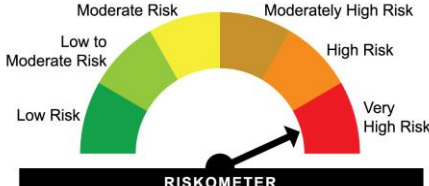




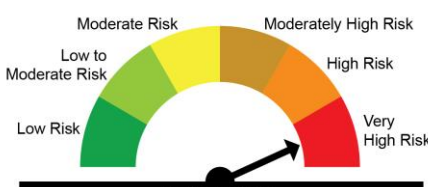

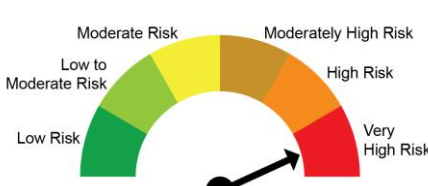
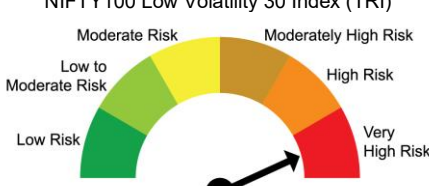
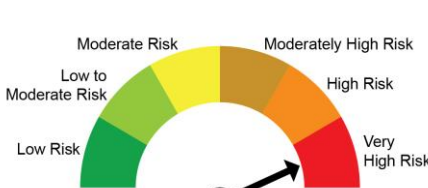
NAME AND RISKOMETER OF BENCHMARK	NAME OF SCHEME(S)	RISKOMETER OF THE SCHEME(S)
<p>NIFTY Smallcap 250 Index (TRI)</p>  <p>The risk of the benchmark is very high</p>	HDFC NIFTY Smallcap 250 Index Fund	 <p>The risk of the scheme is very high</p>
<p>BSE 500 Index (TRI)</p>  <p>The risk of the benchmark is very high</p>	HDFC BSE 500 Index Fund	 <p>The risk of the scheme is very high</p>
<p>Nifty 50 Index (TRI)</p>  <p>The risk of the benchmark is very high</p>	HDFC Nifty 50 Index Fund	 <p>The risk of the scheme is very high</p>
<p>BSE SENSEX Index (TRI)</p>  <p>The risk of the benchmark is very high</p>	HDFC BSE Sensex Index Fund	 <p>The risk of the scheme is very high</p>
<p>NIFTY 100 Total Returns Index (TRI)</p>  <p>The risk of the benchmark is very high</p>	HDFC NIFTY 100 Index Fund	 <p>The risk of the scheme is very high</p>

## BENCHMARK AND SCHEME RISKOMETERS

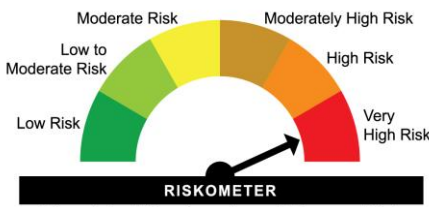
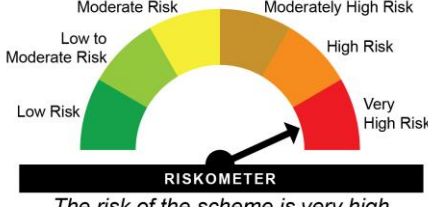
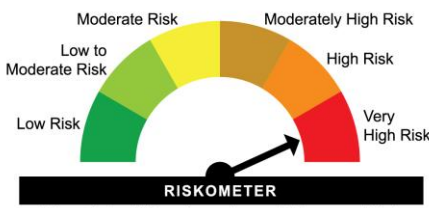
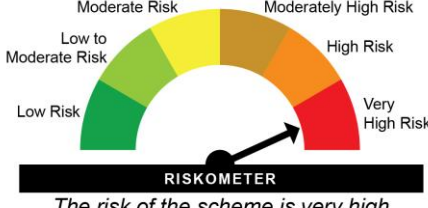
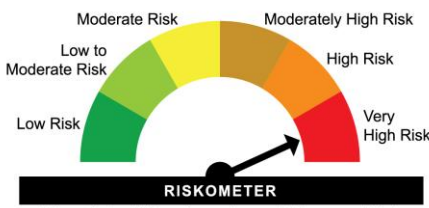
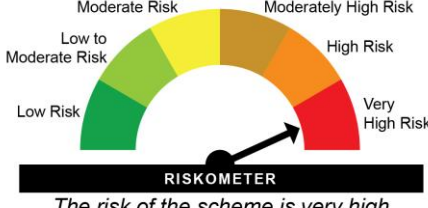
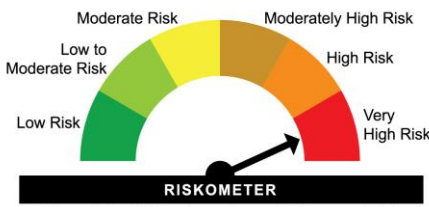
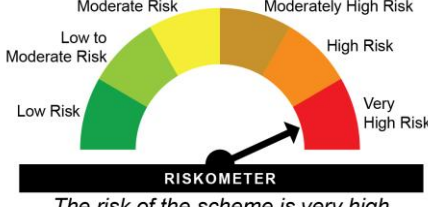
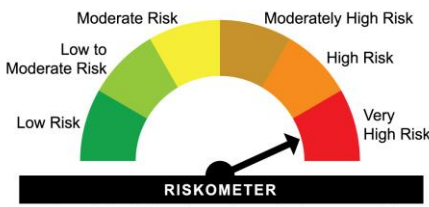
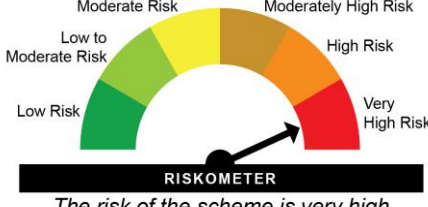
<p>NIFTY50 Equal Weight Total Returns Index (TRI)</p>  <p><b>RISKOMETER</b></p> <p><i>The risk of the benchmark is very high</i></p>	<p>HDFC NIFTY50 Equal Weight Index Fund</p>	 <p><b>RISKOMETER</b></p> <p><i>The risk of the scheme is very high</i></p>
<p>NIFTY 100 Equal Weight Total Returns Index (TRI)</p>  <p><b>RISKOMETER</b></p> <p><i>The risk of the benchmark is very high</i></p>	<p>HDFC NIFTY 100 Equal Weight Index Fund</p>	 <p><b>RISKOMETER</b></p> <p><i>The risk of the scheme is very high</i></p>
<p>NIFTY Next 50 Total Returns Index (TRI)</p>  <p><b>RISKOMETER</b></p> <p><i>The risk of the benchmark is very high</i></p>	<p>HDFC NIFTY Next 50 Index Fund</p>	 <p><b>RISKOMETER</b></p> <p><i>The risk of the scheme is very high</i></p>
<p>NIFTY Midcap 150 Index (TRI)</p>  <p><b>RISKOMETER</b></p> <p><i>The risk of the benchmark is very high</i></p>	<p>HDFC NIFTY Midcap 150 Index Fund</p>	 <p><b>RISKOMETER</b></p> <p><i>The risk of the scheme is very high</i></p>
<p>Domestic Price of Physical Gold</p>  <p><b>RISKOMETER</b></p> <p><i>The risk of the benchmark is high</i></p>	<p>HDFC Gold ETF Fund of Fund</p>	 <p><b>RISKOMETER</b></p> <p><i>The risk of the scheme is high</i></p>



## BENCHMARK AND SCHEME RISKOMETERS

<p>Domestic Prices of physical Silver (derived as per regulatory norms)</p>  <p><b>RISKOMETER</b></p> <p><i>The risk of the benchmark is very high</i></p>	<p>HDFC Silver ETF Fund of Fund</p>	 <p><b>RISKOMETER</b></p> <p><i>The risk of the scheme is very high</i></p>
<p>MSCI World Index (Net Total Return Index) (Due to time zone difference, benchmark performance will be calculated with a day's lag).</p>  <p><b>RISKOMETER</b></p> <p><i>The risk of the benchmark is very high</i></p>	<p>HDFC Developed World Overseas Equity Passive FOF</p>	 <p><b>RISKOMETER</b></p> <p><i>The risk of the scheme is very high</i></p>
<p>NIFTY200 Momentum 30 Total Returns Index (TRI)</p>  <p><b>RISKOMETER</b></p> <p><i>The risk of the benchmark is very high</i></p>	<p>HDFC NIFTY200 Momentum 30 Index Fund</p>	 <p><b>RISKOMETER</b></p> <p><i>The risk of the scheme is very high</i></p>
<p>NIFTY Realty Index (TRI)</p>  <p><b>RISKOMETER</b></p> <p><i>The risk of the benchmark is very high</i></p>	<p>HDFC NIFTY Realty Index Fund</p>	 <p><b>RISKOMETER</b></p> <p><i>The risk of the scheme is very high</i></p>
<p>NIFTY100 Low Volatility 30 Index (TRI)</p>  <p><b>RISKOMETER</b></p> <p><i>The risk of the benchmark is very high</i></p>	<p>HDFC NIFTY100 Low Volatility 30 Index Fund</p>	 <p><b>RISKOMETER</b></p> <p><i>The risk of the scheme is very high</i></p>

## BENCHMARK AND SCHEME RISKOMETERS

<p>Nifty500 Multicap 50:25:25 Index (TRI)</p>  <p><b>RISKOMETER</b></p> <p><i>The risk of the benchmark is very high</i></p>	<p>HDFC NIFTY500 MULTICAP 50:25:25 INDEX FUND</p>	 <p><b>RISKOMETER</b></p> <p><i>The risk of the scheme is very high</i></p>
<p>Nifty LargeMidcap 250 Index (TRI)</p>  <p><b>RISKOMETER</b></p> <p><i>The risk of the benchmark is very high</i></p>	<p>HDFC Nifty LargeMidcap 250 Index Fund</p>	 <p><b>RISKOMETER</b></p> <p><i>The risk of the scheme is very high</i></p>
<p>Nifty India Digital Index (TRI)</p>  <p><b>RISKOMETER</b></p> <p><i>The risk of the benchmark is very high</i></p>	<p>HDFC Nifty India Digital Index Fund</p>	 <p><b>RISKOMETER</b></p> <p><i>The risk of the scheme is very high</i></p>
<p>Nifty100 Quality 30 Index (TRI)</p>  <p><b>RISKOMETER</b></p> <p><i>The risk of the benchmark is very high</i></p>	<p>HDFC Nifty100 Quality 30 Index Fund</p>	 <p><b>RISKOMETER</b></p> <p><i>The risk of the scheme is very high</i></p>
<p>Nifty Top 20 Equal Weight Index (TRI)</p>  <p><b>RISKOMETER</b></p> <p><i>The risk of the benchmark is very high</i></p>	<p>HDFC Nifty Top 20 Equal Weight Index Fund</p>	 <p><b>RISKOMETER</b></p> <p><i>The risk of the scheme is very high</i></p>

Benchmark and Scheme Riskometer as on November 30, 2025