

**SCHEME PERFORMANCE - REGULAR PLAN - GROWTH OPTION  
(ARUN AGARWAL & NANDITA MENEZES)**

HDFC BSE 500 INDEX FUND		NAV as at May 29, 2026			₹14.9864
Date	Period	Scheme Returns (%)	Benchmark Returns (%)#	Additional Returns (%)##	Value of ₹10,000 invested (₹)
May 30, 25	Last 1 Year	-0.94	-0.07	-3.85	9,907
May 31, 23	Last 3 Years	12.18	13.48	9.54	14,114
Apr 21, 23	Since Inception	13.91	15.26	11.07	14,986
					15,547
					13,858

#BSE 500 Index (TRI) ##Nifty 50 Index (TRI). This scheme is managed by Arun Agarwal from April 21, 2023 & Nandita Menezes from March 29, 2025.

HDFC BSE INDIA SECTOR LEADERS INDEX FUND		NAV as at May 29, 2026			₹9.1972
Date	Period	Scheme Returns (%)	Benchmark Returns (%)#	Additional Returns (%)##	Value of ₹10,000 invested (₹)
Nov 28, 25	Last 6 Months	-15.67	-14.92	-19.78	9,218
					9,256
					9,013

#BSE India Sector Leaders Index (TRI) ##NIFTY 50 (TRI). Simple annualized returns have been provided as per the extant guidelines since the scheme has completed 6 months but not 1 year. However, such returns may not be representative. Absolute returns of the Scheme for the 6 month period is -7.82%. This scheme is managed by Nandita Menezes from November 26, 2025 & Arun Agarwal from November 26, 2025.

HDFC DEVELOPED WORLD OVERSEAS EQUITY PASSIVE FOF		NAV as at May 29, 2026			₹21.131
Date	Period	Scheme Returns (%)	Benchmark Returns (%)#	Additional Returns (%)##	Value of ₹10,000 invested (₹)
May 30, 25	Last 1 Year	41.46	42.26	-3.85	14,132
May 31, 23	Last 3 Years	26.23	27.50	9.54	20,100
Oct 06, 21	Since Inception	17.47	18.59	7.62	21,131
					22,087
					14,067

#MSCI World Index (Net Total Return Index) (Due to time zone difference, benchmark performance will be calculated with a day's lag). ##Nifty 50 Index (TRI). This scheme is managed by Nandita Menezes from March 29, 2025 & Arun Agarwal from February 01, 2022.

HDFC GOLD ETF FUND OF FUND		NAV as at May 29, 2026			₹46.1918
Date	Period	Scheme Returns (%)	Benchmark Returns (%)#	Additional Returns (%)##	Value of ₹10,000 invested (₹)
May 30, 25	Last 1 Year	60.80	64.06	16,059	16,383
May 31, 23	Last 3 Years	35.53	37.34	24,875	25,883
May 31, 21	Last 5 Years	24.35	26.24	29,715	32,037
May 31, 16	Last 10 Years	16.88	18.37	47,587	54,009
Nov 01, 11	Since Inception	11.06	12.75	46,192	57,542

#Domestic Price of Physical Gold. This scheme is managed by Nandita Menezes from March 29, 2025 & Arun Agarwal from February 15, 2023.

HDFC NIFTY100 LOW VOLATILITY 30 INDEX FUND		NAV as at May 29, 2026			₹10.002
Date	Period	Scheme Returns (%)	Benchmark Returns (%)#	Additional Returns (%)##	Value of ₹10,000 invested (₹)
May 30, 25	Last 1 Year	-0.53	0.47	-3.85	9,947
Jul 10, 24	Since Inception	0.01	0.96	-0.68	10,002
					10,182
					9,872

#NIFTY100 Low Volatility 30 Index (TRI) ##Nifty 50 Index (TRI). This scheme is managed by Nandita Menezes from March 29, 2025 & Arun Agarwal from July 10, 2024.

HDFC NIFTY LARGEMIDCAP 250 INDEX FUND		NAV as at May 29, 2026			₹9.8707
Date	Period	Scheme Returns (%)	Benchmark Returns (%)#	Additional Returns (%)##	Value of ₹10,000 invested (₹)
May 30, 25	Last 1 Year	1.96	2.78	-3.85	10,196
Oct 09, 24	Since Inception	-0.79	0.01	-2.55	9,871
					10,002
					9,587

#Nifty LargeMidcap 250 Index (TRI) ##Nifty 50 Index (TRI). This scheme is managed by Nandita Menezes from March 29, 2025 & Arun Agarwal from October 9, 2024.

HDFC NIFTY200 MOMENTUM 30 INDEX FUND		NAV as at May 29, 2026			₹10.095
Date	Period	Scheme Returns (%)	Benchmark Returns (%)#	Additional Returns (%)##	Value of ₹10,000 invested (₹)
May 30, 25	Last 1 Year	-0.83	0.37	-3.85	9,918
Feb 28, 24	Since Inception	0.42	1.68	4.34	10,095
					10,381
					11,002

#NIFTY200 Momentum 30 Total Returns Index (TRI) ##Nifty 50 Index (TRI). This scheme is managed by Arun Agarwal from February 28, 2024 & Nandita Menezes from March 29, 2025.

HDFC NIFTY MIDCAP 150 INDEX FUND		NAV as at May 29, 2026			₹18.9177
Date	Period	Scheme Returns (%)	Benchmark Returns (%)#	Additional Returns (%)##	Value of ₹10,000 invested (₹)
May 30, 25	Last 1 Year	6.50	7.49	-3.85	10,648
May 31, 23	Last 3 Years	20.73	22.14	9.54	17,587
Apr 21, 23	Since Inception	22.78	24.26	11.07	18,918
					19,637
					13,858

#NIFTY Midcap 150 Index (TRI) ##Nifty 50 Index (TRI). This scheme is managed by Arun Agarwal from April 21, 2023 & Nandita Menezes from March 29, 2025.

HDFC NIFTY 100 EQUAL WEIGHT INDEX FUND		NAV as at May 29, 2026			₹16.9209
Date	Period	Scheme Returns (%)	Benchmark Returns (%)#	Additional Returns (%)##	Value of ₹10,000 invested (₹)
May 30, 25	Last 1 Year	6.01	7.03	-3.85	10,599
May 31, 23	Last 3 Years	16.91	18.10	9.54	15,972
Feb 23, 22	Since Inception	13.13	14.38	9.08	16,921
					17,729
					14,487

#NIFTY 100 Equal Weight Total Returns Index (TRI) ##Nifty 50 Index (TRI). This scheme is managed by Nandita Menezes from March 29, 2025 & Arun Agarwal from March 4, 2022.

HDFC NIFTY 50 INDEX FUND		NAV as at May 29, 2026			₹223.9471
Date	Period	Scheme Returns (%)	Benchmark Returns (%)#	Additional Returns (%)##	Value of ₹10,000 invested (₹)
May 30, 25	Last 1 Year	-4.22	-3.84	-7.23	9,579
May 31, 23	Last 3 Years	9.08	9.54	7.32	12,977
May 31, 21	Last 5 Years	9.39	9.88	8.85	15,663
May 31, 16	Last 10 Years	11.98	12.54	12.21	31,008
Jul 17, 02	Since Inception	13.75	15.53	15.73	216,877
					313,961
					327,533

#Nifty 50 Index (TRI) ##BSE SENSEX Index (TRI). This scheme is managed by Nandita Menezes from March 29, 2025 & Arun Agarwal from August 24, 2020.

HDFC NIFTY 100 INDEX FUND		NAV as at May 29, 2026			₹14.3282
Date	Period	Scheme Returns (%)	Benchmark Returns (%)#	Additional Returns (%)##	Value of ₹10,000 invested (₹)
May 30, 25	Last 1 Year	-2.66	-1.88	-3.85	9,735
May 31, 23	Last 3 Years	10.36	11.28	9.54	13,438
Feb 23, 22	Since Inception	8.80	9.84	9.08	14,328
					14,917
					14,487

#NIFTY 100 Total Returns Index (TRI) ##Nifty 50 Index (TRI). This scheme is managed by Nandita Menezes from March 29, 2025 & Arun Agarwal from March 4, 2022.

HDFC NIFTY TOP 20 EQUAL WEIGHT INDEX FUND		NAV as at May 29, 2026			₹9.6256
Date	Period	Scheme Returns (%)	Benchmark Returns (%)#	Additional Returns (%)##	Value of ₹10,000 invested (₹)
May 30, 25	Last 1 Year	-6.92	-6.09	-3.85	9,309
Mar 25, 25	Since Inception	-3.19	-2.30	0.66	9,626
					9,730
					10,078

#Nifty Top 20 Equal Weight Index (TRI) ##Nifty 50 (TRI). This scheme is managed by Nandita Menezes from March 29, 2025 & Arun Agarwal from March 25, 2025.

Past performance may or may not be sustained in future and is not a guarantee of any future returns. Returns greater than 1 year period are compounded annualized (CAGR). Different plans viz. Regular Plan and Direct Plan have a different expense structure. The expenses of the Direct Plan under the Scheme will be lower to the extent of the distribution expenses / commission charged in the Regular Plan. Load is not taken into consideration for computation of performance. Since Inception Date = Date of First allotment in the Scheme / Plan. N.A: Not Available

**SCHEME PERFORMANCE - REGULAR PLAN - GROWTH OPTION  
(ARUN AGARWAL & NANDITA MENEZES)**

HDFC NIFTY500 MULTICAP 50:25:25 INDEX FUND		NAV as at May 29, 2026		₹9.7083		
Date	Period	Scheme Returns (%)	Benchmark Returns (%)#	Additional Returns (%)##	Value of ₹10,000 invested (₹)	Additional Value of ₹10,000 invested (₹)#
May 30, 25	Last 1 Year	0.53	1.43	-3.85	10,053	10,142
Aug 23, 24	Since Inception	-1.66	-0.74	-2.01	9,708	9,870

#Nifty500 Multicap 50:25:25 Index (TRI) ##Nifty 50 Index (TRI). This scheme is managed by Nandita Menezes from March 29, 2025 & Arun Agarwal from August 23, 2024.

HDFC NIFTY50 EQUAL WEIGHT INDEX FUND		NAV as at May 29, 2026		₹17.8767		
Date	Period	Scheme Returns (%)	Benchmark Returns (%)#	Additional Returns (%)##	Value of ₹10,000 invested (₹)	Additional Value of ₹10,000 invested (₹)#
May 30, 25	Last 1 Year	4.85	5.86	-3.85	10,484	10,584
May 31, 23	Last 3 Years	14.75	15.86	9.54	15,102	15,547
Aug 20, 21	Since Inception	12.94	14.12	9.01	17,877	18,788

#NIFTY50 Equal Weight Total Returns Index (TRI) ##Nifty 50 Index (TRI). This scheme is managed by Nandita Menezes from March 29, 2025 & Arun Agarwal from February 01, 2022.

HDFC NIFTY INDIA DIGITAL INDEX FUND		NAV as at May 29, 2026		₹7.8814		
Date	Period	Scheme Returns (%)	Benchmark Returns (%)#	Additional Returns (%)##	Value of ₹10,000 invested (₹)	Additional Value of ₹10,000 invested (₹)#
May 30, 25	Last 1 Year	-9.94	-9.04	-3.85	9,009	9,098
Dec 11, 24	Since Inception	-15.02	-14.13	-2.03	7,881	8,002

#Nifty India Digital Index (TRI) ##Nifty 50 Index (TRI). This scheme is managed by Nandita Menezes from March 29, 2025 & Arun Agarwal from December 11, 2024.

HDFC NIFTY NEXT 50 INDEX FUND		NAV as at May 29, 2026		₹16.4564		
Date	Period	Scheme Returns (%)	Benchmark Returns (%)#	Additional Returns (%)##	Value of ₹10,000 invested (₹)	Additional Value of ₹10,000 invested (₹)#
May 30, 25	Last 1 Year	6.73	7.53	-3.85	10,671	10,751
May 31, 23	Last 3 Years	18.98	20.09	9.54	16,835	17,311
Nov 03, 21	Since Inception	11.52	12.66	7.48	16,456	17,239

#NIFTY Next 50 Total Returns Index (TRI) ##Nifty 50 Index (TRI). This scheme is managed by Nandita Menezes from March 29, 2025 & Arun Agarwal from February 01, 2022.

HDFC NIFTY100 QUALITY 30 INDEX FUND		NAV as at May 29, 2026		₹10.5822		
Date	Period	Scheme Returns (%)	Benchmark Returns (%)#	Additional Returns (%)##	Value of ₹10,000 invested (₹)	Additional Value of ₹10,000 invested (₹)#
May 30, 25	Last 1 Year	0.14	1.03	-3.85	10,014	10,102
Feb 20, 25	Since Inception	4.56	5.46	3.23	10,582	10,698

#Nifty100 Quality 30 Index (TRI) ##Nifty 50 Index (TRI). This scheme is managed by Nandita Menezes from March 29, 2025 & Arun Agarwal from February 20, 2025.

HDFC NIFTY REALTY INDEX FUND		NAV as at May 29, 2026		₹8.6849		
Date	Period	Scheme Returns (%)	Benchmark Returns (%)#	Additional Returns (%)##	Value of ₹10,000 invested (₹)	Additional Value of ₹10,000 invested (₹)#
May 30, 25	Last 1 Year	-18.01	-17.29	-3.85	8,203	8,275
Mar 26, 24	Since Inception	-6.28	-5.39	4.37	8,685	8,865

#NIFTY Realty Index (TRI) ##Nifty 50 Index (TRI). This scheme is managed by Arun Agarwal from March 26, 2024 & Nandita Menezes from March 29, 2025 .

HDFC NIFTY SMALLCAP 250 INDEX FUND		NAV as at May 29, 2026		₹18.1824		
Date	Period	Scheme Returns (%)	Benchmark Returns (%)#	Additional Returns (%)##	Value of ₹10,000 invested (₹)	Additional Value of ₹10,000 invested (₹)#
May 30, 25	Last 1 Year	0.56	1.53	-3.85	10,056	10,153
May 31, 23	Last 3 Years	18.90	20.42	9.54	16,800	17,454
Apr 21, 23	Since Inception	21.22	22.86	11.07	18,182	18,959

#NIFTY Smallcap 250 Index (TRI) ##Nifty 50 Index (TRI). This scheme is managed by Arun Agarwal from April 21, 2023 & Nandita Menezes from March 29, 2025 .

HDFC BSE SENSEX INDEX FUND		NAV as at May 29, 2026		₹694.3384		
Date	Period	Scheme Returns (%)	Benchmark Returns (%)#	Additional Returns (%)##	Value of ₹10,000 invested (₹)	Additional Value of ₹10,000 invested (₹)#
May 30, 25	Last 1 Year	-7.60	-7.21	-3.85	9,242	9,281
May 31, 23	Last 3 Years	6.88	7.32	9.54	12,206	12,357
May 31, 21	Last 5 Years	8.38	8.85	9.88	14,948	15,276
May 31, 16	Last 10 Years	11.68	12.21	12.54	30,172	31,654
Jul 17, 02	Since Inception	13.73	15.73	15.53	215,895	327,533

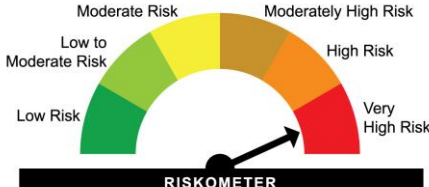

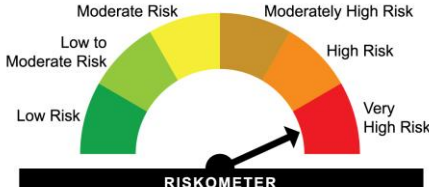

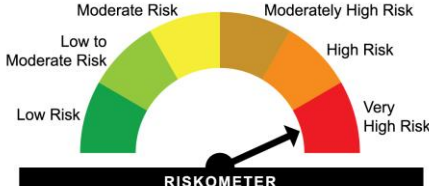

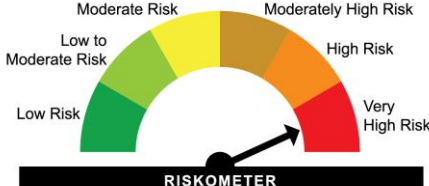

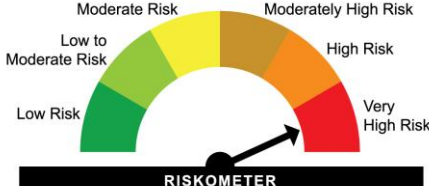

#BSE SENSEX Index (TRI) ##Nifty 50 Index (TRI). This scheme is managed by Nandita Menezes from March 29, 2025 & Arun Agarwal from August 24, 2020.

HDFC SILVER ETF FUND OF FUND		NAV as at May 29, 2026		₹42.5661	
Date	Period	Scheme Returns (%)	Benchmark Returns (%)#	Value of ₹10,000 invested (₹)	Additional Value of ₹10,000 invested (₹)#
May 30, 25	Last 1 Year	160.97	170.80	26,029	27,007
May 31, 23	Last 3 Years	51.68	55.63	34,859	37,647
Oct 28, 22	Since Inception	49.76	53.03	42,566	45,986






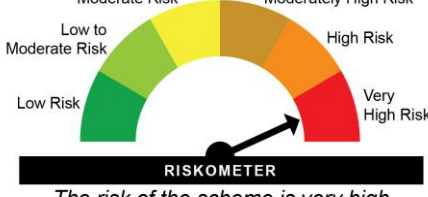

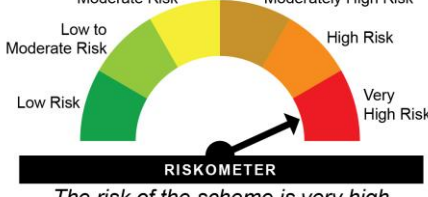
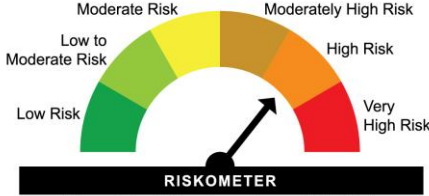
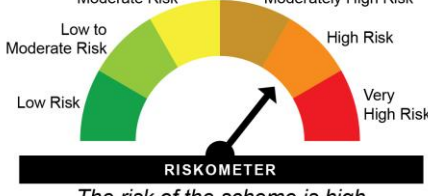
#Domestic Prices of physical Silver (derived as per regulatory norms). This scheme is managed by Nandita Menezes from March 29, 2025 & Arun Agarwal from February 15, 2023.

Past performance may or may not be sustained in future and is not a guarantee of any future returns. Returns greater than 1 year period are compounded annualized (CAGR). Different plans viz. Regular Plan and Direct Plan have a different expense structure. The expenses of the Direct Plan under the Scheme will be lower to the extent of the distribution expenses / commission charged in the Regular Plan. Load is not taken into consideration for computation of performance. Since Inception Date = Date of First allotment in the Scheme / Plan. N.A.: Not Available



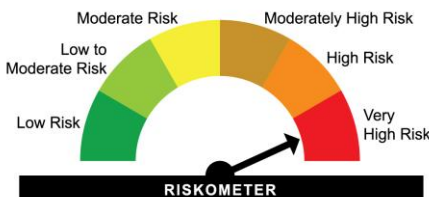







# BENCHMARK AND SCHEME RISKOMETERS

NAME AND RISKOMETER OF BENCHMARK	NAME OF SCHEME(S)	RISKOMETER OF THE SCHEME(S)
<p>NIFTY Smallcap 250 Index (TRI)</p>  <p><b>RISKOMETER</b></p> <p><i>The risk of the benchmark is very high</i></p>	<p>HDFC NIFTY Smallcap 250 Index Fund</p>	 <p><b>RISKOMETER</b></p> <p><i>The risk of the scheme is very high</i></p>
<p>BSE 500 Index (TRI)</p>  <p><b>RISKOMETER</b></p> <p><i>The risk of the benchmark is very high</i></p>	<p>HDFC BSE 500 Index Fund</p>	 <p><b>RISKOMETER</b></p> <p><i>The risk of the scheme is very high</i></p>
<p>Nifty 50 Index (TRI)</p>  <p><b>RISKOMETER</b></p> <p><i>The risk of the benchmark is very high</i></p>	<p>HDFC Nifty 50 Index Fund</p>	 <p><b>RISKOMETER</b></p> <p><i>The risk of the scheme is very high</i></p>
<p>BSE SENSEX Index (TRI)</p>  <p><b>RISKOMETER</b></p> <p><i>The risk of the benchmark is very high</i></p>	<p>HDFC BSE Sensex Index Fund</p>	 <p><b>RISKOMETER</b></p> <p><i>The risk of the scheme is very high</i></p>
<p>NIFTY 100 Total Returns Index (TRI)</p>  <p><b>RISKOMETER</b></p> <p><i>The risk of the benchmark is very high</i></p>	<p>HDFC NIFTY 100 Index Fund</p>	 <p><b>RISKOMETER</b></p> <p><i>The risk of the scheme is very high</i></p>

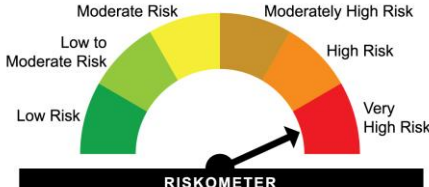









# BENCHMARK AND SCHEME RISKOMETERS

NAME AND RISKOMETER OF BENCHMARK	NAME OF SCHEME(S)	RISKOMETER OF THE SCHEME(S)
<p>NIFTY50 Equal Weight Total Returns Index (TRI)</p>  <p><i>The risk of the benchmark is very high</i></p>	<p>HDFC NIFTY50 Equal Weight Index Fund</p>	 <p><i>The risk of the scheme is very high</i></p>
<p>NIFTY 100 Equal Weight Total Returns Index (TRI)</p>  <p><i>The risk of the benchmark is very high</i></p>	<p>HDFC NIFTY 100 Equal Weight Index Fund</p>	 <p><i>The risk of the scheme is very high</i></p>
<p>NIFTY Next 50 Total Returns Index (TRI)</p>  <p><i>The risk of the benchmark is very high</i></p>	<p>HDFC NIFTY Next 50 Index Fund</p>	 <p><i>The risk of the scheme is very high</i></p>
<p>NIFTY Midcap 150 Index (TRI)</p>  <p><i>The risk of the benchmark is very high</i></p>	<p>HDFC NIFTY Midcap 150 Index Fund</p>	 <p><i>The risk of the scheme is very high</i></p>
<p>Domestic Price of Physical Gold</p>  <p><i>The risk of the benchmark is high</i></p>	<p>HDFC Gold ETF Fund of Fund</p>	 <p><i>The risk of the scheme is high</i></p>

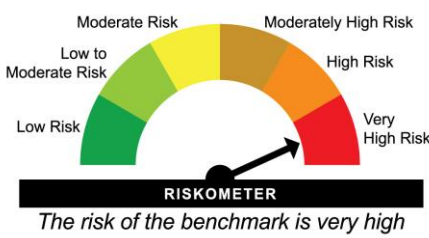
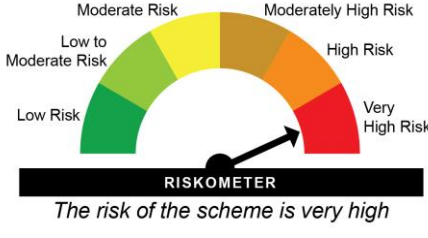
# BENCHMARK AND SCHEME RISKOMETERS

NAME AND RISKOMETER OF BENCHMARK	NAME OF SCHEME(S)	RISKOMETER OF THE SCHEME(S)
<p>Domestic Prices of physical Silver (derived as per regulatory norms)</p>  <p><b>RISKOMETER</b></p> <p><i>The risk of the benchmark is very high</i></p>	<p>HDFC Silver ETF Fund of Fund</p>	 <p><b>RISKOMETER</b></p> <p><i>The risk of the scheme is very high</i></p>
<p>MSCI World Index (Net Total Return Index) (Due to time zone difference, benchmark performance will be calculated with a day's lag).</p>  <p><b>RISKOMETER</b></p> <p><i>The risk of the benchmark is very high</i></p>	<p>HDFC Developed World Overseas Equity Passive FOF</p>	 <p><b>RISKOMETER</b></p> <p><i>The risk of the scheme is very high</i></p>
<p>NIFTY200 Momentum 30 Total Returns Index (TRI)</p>  <p><b>RISKOMETER</b></p> <p><i>The risk of the benchmark is very high</i></p>	<p>HDFC NIFTY200 Momentum 30 Index Fund</p>	 <p><b>RISKOMETER</b></p> <p><i>The risk of the scheme is very high</i></p>
<p>NIFTY Realty Index (TRI)</p>  <p><b>RISKOMETER</b></p> <p><i>The risk of the benchmark is very high</i></p>	<p>HDFC NIFTY Realty Index Fund</p>	 <p><b>RISKOMETER</b></p> <p><i>The risk of the scheme is very high</i></p>
<p>NIFTY100 Low Volatility 30 Index (TRI)</p>  <p><b>RISKOMETER</b></p> <p><i>The risk of the benchmark is very high</i></p>	<p>HDFC NIFTY100 Low Volatility 30 Index Fund</p>	 <p><b>RISKOMETER</b></p> <p><i>The risk of the scheme is very high</i></p>

# BENCHMARK AND SCHEME RISKOMETERS

NAME AND RISKOMETER OF BENCHMARK	NAME OF SCHEME(S)	RISKOMETER OF THE SCHEME(S)
<p>Nifty500 Multicap 50:25:25 Index (TRI)</p>  <p><b>RISKOMETER</b></p> <p><i>The risk of the benchmark is very high</i></p>	<p>HDFC NIFTY500 MULTICAP 50:25:25 INDEX FUND</p>	 <p><b>RISKOMETER</b></p> <p><i>The risk of the scheme is very high</i></p>
<p>Nifty LargeMidcap 250 Index (TRI)</p>  <p><b>RISKOMETER</b></p> <p><i>The risk of the benchmark is very high</i></p>	<p>HDFC Nifty LargeMidcap 250 Index Fund</p>	 <p><b>RISKOMETER</b></p> <p><i>The risk of the scheme is very high</i></p>
<p>Nifty India Digital Index (TRI)</p>  <p><b>RISKOMETER</b></p> <p><i>The risk of the benchmark is very high</i></p>	<p>HDFC Nifty India Digital Index Fund</p>	 <p><b>RISKOMETER</b></p> <p><i>The risk of the scheme is very high</i></p>
<p>Nifty100 Quality 30 Index (TRI)</p>  <p><b>RISKOMETER</b></p> <p><i>The risk of the benchmark is very high</i></p>	<p>HDFC Nifty100 Quality 30 Index Fund</p>	 <p><b>RISKOMETER</b></p> <p><i>The risk of the scheme is very high</i></p>
<p>Nifty Top 20 Equal Weight Index (TRI)</p>  <p><b>RISKOMETER</b></p> <p><i>The risk of the benchmark is very high</i></p>	<p>HDFC Nifty Top 20 Equal Weight Index Fund</p>	 <p><b>RISKOMETER</b></p> <p><i>The risk of the scheme is very high</i></p>

## BENCHMARK AND SCHEME RISKOMETERS

NAME AND RISKOMETER OF BENCHMARK	NAME OF SCHEME(S)	RISKOMETER OF THE SCHEME(S)
<p>BSE India Sector Leaders Index (TRI)</p>  <p><i>The risk of the benchmark is very high</i></p>	<p>HDFC BSE India Sector Leaders Index Fund</p>	 <p><i>The risk of the scheme is very high</i></p>
<p>Benchmark and Scheme Riskometer as on May 31, 2026</p>		

HDFC Mutual Fund: SEBI Registration Number: MF/044/00/6