

**SCHEME PERFORMANCE - DIRECT PLAN - GROWTH OPTION
(ARUN AGARWAL & NANDITA MENEZES)**

HDFC BSE 500 INDEX FUND		NAV as at May 29, 2026			₹15.2538
Date	Period	Scheme Returns (%)	Benchmark Returns (%)#	Additional Returns (%)##	Value of ₹10,000 invested (₹)
May 30, 25	Last 1 Year	-0.45	-0.07	-3.85	9,955
May 31, 23	Last 3 Years	12.82	13.48	9.54	14,355
Apr 21, 23	Since Inception	14.56	15.26	11.07	15,254
					15,547
					13,858

#BSE 500 Index (TRI) ##Nifty 50 Index (TRI). This scheme is managed by Arun Agarwal from April 21, 2023 & Nandita Menezes from March 29, 2025.

HDFC BSE INDIA SECTOR LEADERS INDEX FUND		NAV as at May 29, 2026			₹9.2212
Date	Period	Scheme Returns (%)	Benchmark Returns (%)#	Additional Returns (%)##	Value of ₹10,000 invested (₹)
Nov 28, 25	Last 6 Months	-15.20	-14.92	-19.78	9,242
					9,256
					9,013

#BSE India Sector Leaders Index (TRI) ##NIFTY 50 (TRI). Simple annualized returns have been provided as per the extant guidelines since the scheme has completed 6 months but not 1 year. However, such returns may not be representative. Absolute returns of the Scheme for the 6 month period is -7.58%. This scheme is managed by Nandita Menezes from November 26, 2025 & Arun Agarwal from November 26, 2025.

HDFC DEVELOPED WORLD OVERSEAS EQUITY PASSIVE FOF		NAV as at May 29, 2026			₹21.593
Date	Period	Scheme Returns (%)	Benchmark Returns (%)#	Additional Returns (%)##	Value of ₹10,000 invested (₹)
May 30, 25	Last 1 Year	42.01	42.26	-3.85	14,188
May 31, 23	Last 3 Years	26.76	27.50	9.54	20,353
Oct 06, 21	Since Inception	18.02	18.59	7.62	21,593
					22,087
					14,067

#MSCI World Index (Net Total Return Index) (Due to time zone difference, benchmark performance will be calculated with a day's lag) ##Nifty 50 Index (TRI). This scheme is managed by Nandita Menezes from March 29, 2025 & Arun Agarwal from February 01, 2022.

HDFC GOLD ETF FUND OF FUND		NAV as at May 29, 2026			₹48.4937
Date	Period	Scheme Returns (%)	Benchmark Returns (%)#	Additional Returns (%)##	Value of ₹10,000 invested (₹)
May 30, 25	Last 1 Year	61.30	64.06		16,109
May 31, 23	Last 3 Years	35.95	37.34		25,107
May 31, 21	Last 5 Years	24.76	26.24		30,202
May 31, 16	Last 10 Years	17.32	18.37		49,405
Jan 01, 13	Since Inception	11.65	12.94		43,852
					51,137

#Domestic Price of Physical Gold. This scheme is managed by Nandita Menezes from March 29, 2025 & Arun Agarwal from February 15, 2023.

HDFC NIFTY100 LOW VOLATILITY 30 INDEX FUND		NAV as at May 29, 2026			₹10.0978
Date	Period	Scheme Returns (%)	Benchmark Returns (%)#	Additional Returns (%)##	Value of ₹10,000 invested (₹)
May 30, 25	Last 1 Year	-0.03	0.47	-3.85	9,997
Jul 10, 24	Since Inception	0.52	0.96	-0.68	10,098
					10,182
					9,872

#NIFTY100 Low Volatility 30 Index (TRI) ##Nifty 50 Index (TRI). This scheme is managed by Nandita Menezes from March 29, 2025 & Arun Agarwal from July 10, 2024.

HDFC NIFTY LARGEMIDCAP 250 INDEX FUND		NAV as at May 29, 2026			₹9.9491
Date	Period	Scheme Returns (%)	Benchmark Returns (%)#	Additional Returns (%)##	Value of ₹10,000 invested (₹)
May 30, 25	Last 1 Year	2.45	2.78	-3.85	10,244
Oct 09, 24	Since Inception	-0.31	0.01	-2.55	9,949
					10,002
					9,587

#Nifty LargeMidcap 250 Index (TRI) ##Nifty 50 Index (TRI). This scheme is managed by Nandita Menezes from March 29, 2025 & Arun Agarwal from October 9, 2024.

HDFC NIFTY200 MOMENTUM 30 INDEX FUND		NAV as at May 29, 2026			₹10.2066
Date	Period	Scheme Returns (%)	Benchmark Returns (%)#	Additional Returns (%)##	Value of ₹10,000 invested (₹)
May 30, 25	Last 1 Year	-0.35	0.37	-3.85	9,965
Feb 28, 24	Since Inception	0.91	1.68	4.34	10,207
					10,381
					11,002

#NIFTY200 Momentum 30 Total Returns Index (TRI) ##Nifty 50 Index (TRI). This scheme is managed by Arun Agarwal from February 28, 2024 & Nandita Menezes from March 29, 2025.

HDFC NIFTY MIDCAP 150 INDEX FUND		NAV as at May 29, 2026			₹19.2533
Date	Period	Scheme Returns (%)	Benchmark Returns (%)#	Additional Returns (%)##	Value of ₹10,000 invested (₹)
May 30, 25	Last 1 Year	7.03	7.49	-3.85	10,701
May 31, 23	Last 3 Years	21.41	22.14	9.54	17,885
Apr 21, 23	Since Inception	23.47	24.26	11.07	19,253
					19,637
					13,858

#NIFTY Midcap 150 Index (TRI) ##Nifty 50 Index (TRI). This scheme is managed by Arun Agarwal from April 21, 2023 & Nandita Menezes from March 29, 2025.

HDFC NIFTY 100 EQUAL WEIGHT INDEX FUND		NAV as at May 29, 2026			₹17.2654
Date	Period	Scheme Returns (%)	Benchmark Returns (%)#	Additional Returns (%)##	Value of ₹10,000 invested (₹)
May 30, 25	Last 1 Year	6.48	7.03	-3.85	10,646
May 31, 23	Last 3 Years	17.41	18.10	9.54	16,177
Feb 23, 22	Since Inception	13.67	14.38	9.08	17,265
					17,729
					14,487

#NIFTY 100 Equal Weight Total Returns Index (TRI) ##Nifty 50 Index (TRI). This scheme is managed by Nandita Menezes from March 29, 2025 & Arun Agarwal from March 4, 2022.

HDFC NIFTY 50 INDEX FUND		NAV as at May 29, 2026			₹229.2493
Date	Period	Scheme Returns (%)	Benchmark Returns (%)#	Additional Returns (%)##	Value of ₹10,000 invested (₹)
May 30, 25	Last 1 Year	-4.07	-3.84	-7.23	9,594
May 31, 23	Last 3 Years	9.25	9.54	7.32	13,038
May 31, 21	Last 5 Years	9.58	9.88	8.85	15,798
May 31, 16	Last 10 Years	12.18	12.54	12.21	31,554
Jan 01, 13	Since Inception	11.79	12.13	11.93	44,619
					46,469
					45,322

#Nifty 50 Index (TRI) ##BSE SENSEX Index (TRI). This scheme is managed by Nandita Menezes from March 29, 2025 & Arun Agarwal from August 24, 2020.

HDFC NIFTY 100 INDEX FUND		NAV as at May 29, 2026			₹14.6322
Date	Period	Scheme Returns (%)	Benchmark Returns (%)#	Additional Returns (%)##	Value of ₹10,000 invested (₹)
May 30, 25	Last 1 Year	-2.22	-1.88	-3.85	9,779
May 31, 23	Last 3 Years	10.85	11.28	9.54	13,616
Feb 23, 22	Since Inception	9.34	9.84	9.08	14,632
					14,917
					14,487

#NIFTY 100 Total Returns Index (TRI) ##Nifty 50 Index (TRI). This scheme is managed by Nandita Menezes from March 29, 2025 & Arun Agarwal from March 4, 2022.

HDFC NIFTY TOP 20 EQUAL WEIGHT INDEX FUND		NAV as at May 29, 2026			₹9.6865
Date	Period	Scheme Returns (%)	Benchmark Returns (%)#	Additional Returns (%)##	Value of ₹10,000 invested (₹)
May 30, 25	Last 1 Year	-6.43	-6.09	-3.85	9,359
Mar 25, 25	Since Inception	-2.67	-2.30	0.66	9,687
					9,730
					10,078

#Nifty Top 20 Equal Weight Index (TRI) ##Nifty 50 (TRI). This scheme is managed by Nandita Menezes from March 29, 2025 & Arun Agarwal from March 25, 2025.

Past performance may or may not be sustained in future and is not a guarantee of any future returns. Returns greater than 1 year period are compounded annualized (CAGR). Different plans viz. Regular Plan and Direct Plan have a different expense structure. The expenses of the Direct Plan under the Scheme will be lower to the extent of the distribution expenses / commission charged in the Regular Plan. Load is not taken into consideration for computation of performance. Since Inception Date = Date of First allotment in the Scheme / Plan. N.A.: Not Available

**SCHEME PERFORMANCE - DIRECT PLAN - GROWTH OPTION
(ARUN AGARWAL & NANDITA MENEZES)**

HDFC NIFTY500 MULTICAP 50:25:25 INDEX FUND		NAV as at May 29, 2026		₹9.7914			
Date	Period	Scheme Returns (%)	Benchmark Returns (%)#	Additional Returns (%)##	Value of ₹10,000 invested (₹)	Scheme Benchmark Additional (₹)#	(₹)##
May 30, 25	Last 1 Year	1.01	1.43	-3.85	10,101	10,142	9,616
Aug 23, 24	Since Inception	-1.19	-0.74	-2.01	9,791	9,870	9,648

#Nifty500 Multicap 50:25:25 Index (TRI) ##Nifty 50 Index (TRI). This scheme is managed by Nandita Menezes from March 29, 2025 & Arun Agarwal from August 23, 2024.

HDFC NIFTY50 EQUAL WEIGHT INDEX FUND		NAV as at May 29, 2026		₹18.3214			
Date	Period	Scheme Returns (%)	Benchmark Returns (%)#	Additional Returns (%)##	Value of ₹10,000 invested (₹)	Scheme Benchmark Additional (₹)#	(₹)##
May 30, 25	Last 1 Year	5.34	5.86	-3.85	10,532	10,584	9,616
May 31, 23	Last 3 Years	15.28	15.86	9.54	15,313	15,547	13,140
Aug 20, 21	Since Inception	13.52	14.12	9.01	18,321	18,788	15,097

#NIFTY50 Equal Weight Total Returns Index (TRI) ##Nifty 50 Index (TRI). This scheme is managed by Nandita Menezes from March 29, 2025 & Arun Agarwal from February 01, 2022.

HDFC NIFTY INDIA DIGITAL INDEX FUND		NAV as at May 29, 2026		₹7.9375			
Date	Period	Scheme Returns (%)	Benchmark Returns (%)#	Additional Returns (%)##	Value of ₹10,000 invested (₹)	Scheme Benchmark Additional (₹)#	(₹)##
May 30, 25	Last 1 Year	-9.50	-9.04	-3.85	9,052	9,098	9,616
Dec 11, 24	Since Inception	-14.61	-14.13	-2.03	7,938	8,002	9,704

#Nifty India Digital Index (TRI) ##Nifty 50 Index (TRI). This scheme is managed by Nandita Menezes from March 29, 2025 & Arun Agarwal from December 11, 2024.

HDFC NIFTY NEXT 50 INDEX FUND		NAV as at May 29, 2026		₹16.7819			
Date	Period	Scheme Returns (%)	Benchmark Returns (%)#	Additional Returns (%)##	Value of ₹10,000 invested (₹)	Scheme Benchmark Additional (₹)#	(₹)##
May 30, 25	Last 1 Year	7.11	7.53	-3.85	10,709	10,751	9,616
May 31, 23	Last 3 Years	19.41	20.09	9.54	17,017	17,311	13,140
Nov 03, 21	Since Inception	12.00	12.66	7.48	16,782	17,239	13,904

#NIFTY Next 50 Total Returns Index (TRI) ##Nifty 50 Index (TRI). This scheme is managed by Nandita Menezes from March 29, 2025 & Arun Agarwal from February 01, 2022.

HDFC NIFTY100 QUALITY 30 INDEX FUND		NAV as at May 29, 2026		₹10.6464			
Date	Period	Scheme Returns (%)	Benchmark Returns (%)#	Additional Returns (%)##	Value of ₹10,000 invested (₹)	Scheme Benchmark Additional (₹)#	(₹)##
May 30, 25	Last 1 Year	0.62	1.03	-3.85	10,061	10,102	9,616
Feb 20, 25	Since Inception	5.06	5.46	3.23	10,646	10,698	10,411

#Nifty100 Quality 30 Index (TRI) ##Nifty 50 Index (TRI). This scheme is managed by Nandita Menezes from March 29, 2025 & Arun Agarwal from February 20, 2025.

HDFC NIFTY REALTY INDEX FUND		NAV as at May 29, 2026		₹8.7759			
Date	Period	Scheme Returns (%)	Benchmark Returns (%)#	Additional Returns (%)##	Value of ₹10,000 invested (₹)	Scheme Benchmark Additional (₹)#	(₹)##
May 30, 25	Last 1 Year	-17.63	-17.29	-3.85	8,241	8,275	9,616
Mar 26, 24	Since Inception	-5.83	-5.39	4.37	8,776	8,865	10,975

#NIFTY Realty Index (TRI) ##Nifty 50 Index (TRI). This scheme is managed by Arun Agarwal from March 26, 2024 & Nandita Menezes from March 29, 2025.

HDFC NIFTY SMALLCAP 250 INDEX FUND		NAV as at May 29, 2026		₹18.4968			
Date	Period	Scheme Returns (%)	Benchmark Returns (%)#	Additional Returns (%)##	Value of ₹10,000 invested (₹)	Scheme Benchmark Additional (₹)#	(₹)##
May 30, 25	Last 1 Year	1.03	1.53	-3.85	10,103	10,153	9,616
May 31, 23	Last 3 Years	19.55	20.42	9.54	17,077	17,454	13,140
Apr 21, 23	Since Inception	21.89	22.86	11.07	18,497	18,959	13,858

#NIFTY Smallcap 250 Index (TRI) ##Nifty 50 Index (TRI). This scheme is managed by Arun Agarwal from April 21, 2023 & Nandita Menezes from March 29, 2025.

HDFC BSE SENSEX INDEX FUND		NAV as at May 29, 2026		₹712.0966			
Date	Period	Scheme Returns (%)	Benchmark Returns (%)#	Additional Returns (%)##	Value of ₹10,000 invested (₹)	Scheme Benchmark Additional (₹)#	(₹)##
May 30, 25	Last 1 Year	-7.45	-7.21	-3.85	9,257	9,281	9,616
May 31, 23	Last 3 Years	7.04	7.32	9.54	12,262	12,357	13,140
May 31, 21	Last 5 Years	8.56	8.85	9.88	15,077	15,276	16,012
May 31, 16	Last 10 Years	11.87	12.21	12.54	30,704	31,654	32,593
Jan 01, 13	Since Inception	11.59	11.93	12.13	43,518	45,322	46,469

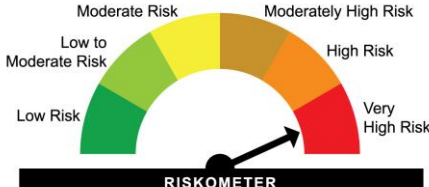

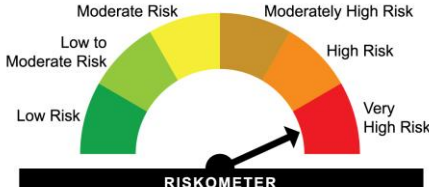

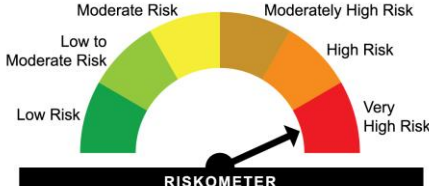

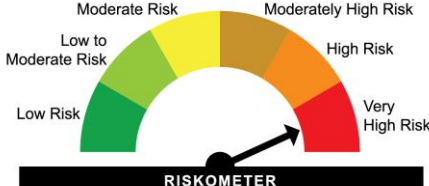

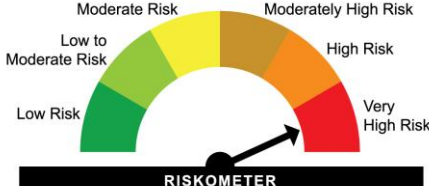

#BSE SENSEX Index (TRI) ##Nifty 50 Index (TRI). This scheme is managed by Nandita Menezes from March 29, 2025 & Arun Agarwal from August 24, 2020.

HDFC SILVER ETF FUND OF FUND		NAV as at May 29, 2026		₹43.1404		
Date	Period	Scheme Returns (%)	Benchmark Returns (%)#	Value of ₹10,000 invested (₹)	Scheme Benchmark Additional (₹)#	(₹)##
May 30, 25	Last 1 Year	162.00	170.80	26,130	27,007	
May 31, 23	Last 3 Years	52.22	55.63	35,228	37,647	
Oct 28, 22	Since Inception	50.32	53.03	43,140	45,986	


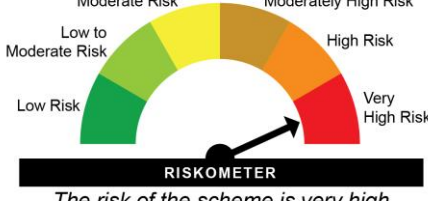
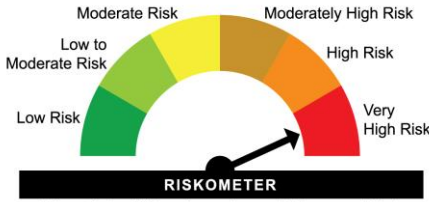
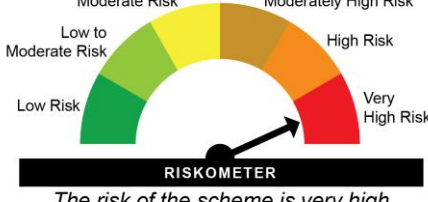

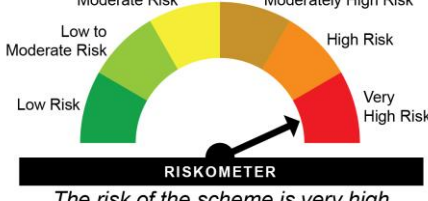

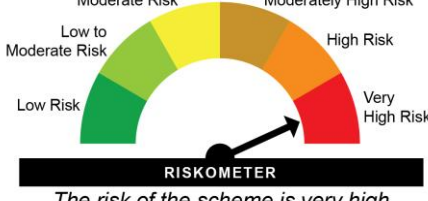

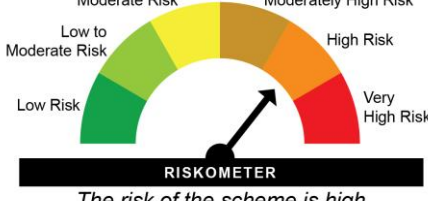
#Domestic Prices of physical Silver (derived as per regulatory norms). This scheme is managed by Nandita Menezes from March 29, 2025 & Arun Agarwal from February 15, 2023.

Past performance may or may not be sustained in future and is not a guarantee of any future returns. Returns greater than 1 year period are compounded annualized (CAGR). Different plans viz. Regular Plan and Direct Plan have a different expense structure. The expenses of the Direct Plan under the Scheme will be lower to the extent of the distribution expenses / commission charged in the Regular Plan. Load is not taken into consideration for computation of performance. Since Inception Date = Date of First allotment in the Scheme / Plan. N.A.: Not Available

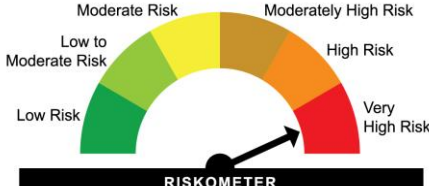









BENCHMARK AND SCHEME RISKOMETERS

NAME AND RISKOMETER OF BENCHMARK	NAME OF SCHEME(S)	RISKOMETER OF THE SCHEME(S)
<p>NIFTY Smallcap 250 Index (TRI)</p>  <p>The risk of the benchmark is very high</p>	<p>HDFC NIFTY Smallcap 250 Index Fund</p>	 <p>The risk of the scheme is very high</p>
<p>BSE 500 Index (TRI)</p>  <p>The risk of the benchmark is very high</p>	<p>HDFC BSE 500 Index Fund</p>	 <p>The risk of the scheme is very high</p>
<p>Nifty 50 Index (TRI)</p>  <p>The risk of the benchmark is very high</p>	<p>HDFC Nifty 50 Index Fund</p>	 <p>The risk of the scheme is very high</p>
<p>BSE SENSEX Index (TRI)</p>  <p>The risk of the benchmark is very high</p>	<p>HDFC BSE Sensex Index Fund</p>	 <p>The risk of the scheme is very high</p>
<p>NIFTY 100 Total Returns Index (TRI)</p>  <p>The risk of the benchmark is very high</p>	<p>HDFC NIFTY 100 Index Fund</p>	 <p>The risk of the scheme is very high</p>




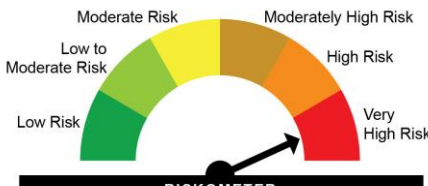

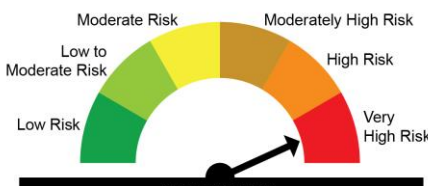
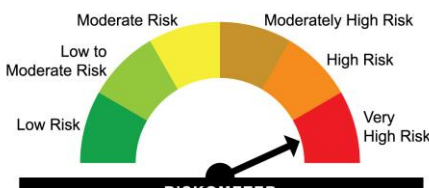

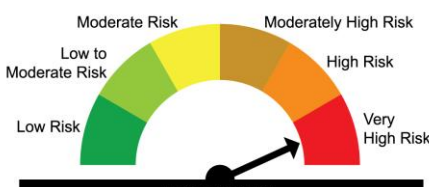
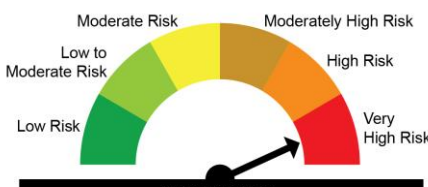
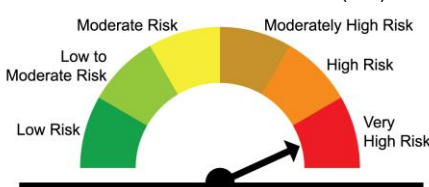
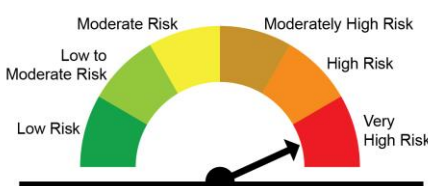
BENCHMARK AND SCHEME RISKOMETERS

<p>NIFTY50 Equal Weight Total Returns Index (TRI)</p>  <p>The risk of the benchmark is very high</p>	<p>HDFC NIFTY50 Equal Weight Index Fund</p>	 <p>The risk of the scheme is very high</p>
<p>NIFTY 100 Equal Weight Total Returns Index (TRI)</p>  <p>The risk of the benchmark is very high</p>	<p>HDFC NIFTY 100 Equal Weight Index Fund</p>	 <p>The risk of the scheme is very high</p>
<p>NIFTY Next 50 Total Returns Index (TRI)</p>  <p>The risk of the benchmark is very high</p>	<p>HDFC NIFTY Next 50 Index Fund</p>	 <p>The risk of the scheme is very high</p>
<p>NIFTY Midcap 150 Index (TRI)</p>  <p>The risk of the benchmark is very high</p>	<p>HDFC NIFTY Midcap 150 Index Fund</p>	 <p>The risk of the scheme is very high</p>
<p>Domestic Price of Physical Gold</p>  <p>The risk of the benchmark is high</p>	<p>HDFC Gold ETF Fund of Fund</p>	 <p>The risk of the scheme is high</p>

BENCHMARK AND SCHEME RISKOMETERS

<p>Domestic Prices of physical Silver (derived as per regulatory norms)</p>  <p>RISKOMETER</p> <p><i>The risk of the benchmark is very high</i></p>	<p>HDFC Silver ETF Fund of Fund</p>	 <p>RISKOMETER</p> <p><i>The risk of the scheme is very high</i></p>
<p>MSCI World Index (Net Total Return Index) (Due to time zone difference, benchmark performance will be calculated with a day's lag).</p>  <p>RISKOMETER</p> <p><i>The risk of the benchmark is very high</i></p>	<p>HDFC Developed World Overseas Equity Passive FOF</p>	 <p>RISKOMETER</p> <p><i>The risk of the scheme is very high</i></p>
<p>NIFTY200 Momentum 30 Total Returns Index (TRI)</p>  <p>RISKOMETER</p> <p><i>The risk of the benchmark is very high</i></p>	<p>HDFC NIFTY200 Momentum 30 Index Fund</p>	 <p>RISKOMETER</p> <p><i>The risk of the scheme is very high</i></p>
<p>NIFTY Realty Index (TRI)</p>  <p>RISKOMETER</p> <p><i>The risk of the benchmark is very high</i></p>	<p>HDFC NIFTY Realty Index Fund</p>	 <p>RISKOMETER</p> <p><i>The risk of the scheme is very high</i></p>
<p>NIFTY100 Low Volatility 30 Index (TRI)</p>  <p>RISKOMETER</p> <p><i>The risk of the benchmark is very high</i></p>	<p>HDFC NIFTY100 Low Volatility 30 Index Fund</p>	 <p>RISKOMETER</p> <p><i>The risk of the scheme is very high</i></p>

BENCHMARK AND SCHEME RISKOMETERS

<p>Nifty500 Multicap 50:25:25 Index (TRI)</p>  <p>RISKOMETER</p> <p><i>The risk of the benchmark is very high</i></p>	<p>HDFC NIFTY500 MULTICAP 50:25:25 INDEX FUND</p>	 <p>RISKOMETER</p> <p><i>The risk of the scheme is very high</i></p>
<p>Nifty LargeMidcap 250 Index (TRI)</p>  <p>RISKOMETER</p> <p><i>The risk of the benchmark is very high</i></p>	<p>HDFC Nifty LargeMidcap 250 I ndex Fund</p>	 <p>RISKOMETER</p> <p><i>The risk of the scheme is very high</i></p>
<p>Nifty India Digital Index (TRI)</p>  <p>RISKOMETER</p> <p><i>The risk of the benchmark is very high</i></p>	<p>HDFC Nifty India Digital Index Fund</p>	 <p>RISKOMETER</p> <p><i>The risk of the scheme is very high</i></p>
<p>Nifty100 Quality 30 Index (TRI)</p>  <p>RISKOMETER</p> <p><i>The risk of the benchmark is very high</i></p>	<p>HDFC Nifty100 Quality 30 Index Fund</p>	 <p>RISKOMETER</p> <p><i>The risk of the scheme is very high</i></p>
<p>Nifty Top 20 Equal Weight Index (TRI)</p>  <p>RISKOMETER</p> <p><i>The risk of the benchmark is very high</i></p>	<p>HDFC Nifty Top 20 Equal Weight Index Fund</p>	 <p>RISKOMETER</p> <p><i>The risk of the scheme is very high</i></p>
<p>BSE India Sector Leaders Index (TRI)</p>  <p>RISKOMETER</p> <p><i>The risk of the benchmark is very high</i></p>	<p>HDFC BSE India Sector Leaders Index Fund</p>	 <p>RISKOMETER</p> <p><i>The risk of the scheme is very high</i></p>

Benchmark and Scheme Riskometer as on May 31, 2026

HDFC Mutual Fund: SEBI Registration Number: MF/044/00/6