

**SCHEME PERFORMANCE - DIRECT PLAN - GROWTH OPTION  
(ANUPAM JOSHI & SANKALP BAID)**

HDFC NIFTY G-SEC APR 2029 INDEX FUND		NAV as at May 29, 2026		₹12.7803		
Date	Period	Scheme Returns (%)	Benchmark Returns (%)#	Additional Returns (%)##	Value of ₹10,000 invested (₹)	Additional Value of ₹10,000 invested (₹)#
May 30, 25	Last 1 Year	3.91	4.11	-0.03	10,390	10,410
May 31, 23	Last 3 Years	7.23	7.44	5.99	12,326	12,400
Mar 10, 23	Since Inception	7.91	8.12	7.01	12,780	12,859

#NIFTY G- Sec Apr 2029 Index ##CRISIL 10 Year Gilt Index. This scheme is managed by Anupam Joshi from August 31, 2024 & Sankalp Baid from March 01, 2025.

HDFC NIFTY G-SEC DEC 2026 INDEX FUND		NAV as at May 29, 2026		₹12.8381		
Date	Period	Scheme Returns (%)	Benchmark Returns (%)#	Additional Returns (%)##	Value of ₹10,000 invested (₹)	Additional Value of ₹10,000 invested (₹)#
May 30, 25	Last 1 Year	5.51	5.68	-0.03	10,550	10,567
May 31, 23	Last 3 Years	6.92	7.15	5.99	12,222	12,299
Nov 10, 22	Since Inception	7.29	7.48	6.89	12,838	12,921

#NIFTY G- Sec Dec 2026 Index ##CRISIL 10 Year Gilt Index. This scheme is managed by Anupam Joshi from August 31, 2024 & Sankalp Baid from March 01, 2025.

HDFC NIFTY G-SEC JUL 2031 INDEX FUND		NAV as at May 29, 2026		₹13.0237		
Date	Period	Scheme Returns (%)	Benchmark Returns (%)#	Additional Returns (%)##	Value of ₹10,000 invested (₹)	Additional Value of ₹10,000 invested (₹)#
May 30, 25	Last 1 Year	2.31	2.78	-0.03	10,230	10,277
May 31, 23	Last 3 Years	7.10	7.38	5.99	12,282	12,378
Nov 10, 22	Since Inception	7.72	8.01	6.89	13,024	13,147

#NIFTY G- Sec July 2031 Index ##CRISIL 10 Year Gilt Index. This scheme is managed by Anupam Joshi from August 31, 2024 & Sankalp Baid from March 01, 2025.

HDFC NIFTY G-SEC JUN 2027 INDEX FUND		NAV as at May 29, 2026		₹12.7981		
Date	Period	Scheme Returns (%)	Benchmark Returns (%)#	Additional Returns (%)##	Value of ₹10,000 invested (₹)	Additional Value of ₹10,000 invested (₹)#
May 30, 25	Last 1 Year	5.22	5.31	-0.03	10,520	10,530
May 31, 23	Last 3 Years	7.08	7.09	5.99	12,276	12,277
Dec 09, 22	Since Inception	7.37	7.39	6.79	12,798	12,808

#NIFTY G- Sec Jun 2027 Index ##CRISIL 10 Year Gilt Index. This scheme is managed by Anupam Joshi from August 31, 2024 & Sankalp Baid from March 01, 2025.

HDFC NIFTY G-SEC JUN 2036 INDEX FUND		NAV as at May 29, 2026		₹12.862		
Date	Period	Scheme Returns (%)	Benchmark Returns (%)#	Additional Returns (%)##	Value of ₹10,000 invested (₹)	Additional Value of ₹10,000 invested (₹)#
May 30, 25	Last 1 Year	1.37	0.52	-0.03	10,137	10,052
May 31, 23	Last 3 Years	7.05	6.80	5.99	12,265	12,180
Mar 15, 23	Since Inception	8.16	7.77	6.86	12,862	12,712

#NIFTY G- Sec Jun 2036 Index ##CRISIL 10 Year Gilt Index. This scheme is managed by Anupam Joshi from August 31, 2024 & Sankalp Baid from March 01, 2025.

HDFC NIFTY G-SEC SEP 2032 INDEX FUND		NAV as at May 29, 2026		₹12.8857		
Date	Period	Scheme Returns (%)	Benchmark Returns (%)#	Additional Returns (%)##	Value of ₹10,000 invested (₹)	Additional Value of ₹10,000 invested (₹)#
May 30, 25	Last 1 Year	1.78	2.27	-0.03	10,177	10,226
May 31, 23	Last 3 Years	6.95	7.29	5.99	12,232	12,347
Dec 09, 22	Since Inception	7.58	7.88	6.79	12,886	13,014

#NIFTY G- Sec Sep 2032 Index ##CRISIL 10 Year Gilt Index. This scheme is managed by Anupam Joshi from August 31, 2024 & Sankalp Baid from March 01, 2025.

HDFC NIFTY SDL PLUS G-SEC JUN 2027 40:60 INDEX FUND		NAV as at May 29, 2026		₹12.5754		
Date	Period	Scheme Returns (%)	Benchmark Returns (%)#	Additional Returns (%)##	Value of ₹10,000 invested (₹)	Additional Value of ₹10,000 invested (₹)#
May 30, 25	Last 1 Year	5.35	5.41	-0.03	10,534	10,539
May 31, 23	Last 3 Years	7.17	7.33	5.99	12,307	12,363
Mar 23, 23	Since Inception	7.46	7.67	6.82	12,575	12,654

#NIFTY SDL Plus G- Sec Jun 2027 40:60 Index ##CRISIL 10 Year Gilt Index. This scheme is managed by Anupam Joshi from August 31, 2024 & Sankalp Baid from March 01, 2025.

HDFC NIFTY SDL OCT 2026 INDEX FUND		NAV as at May 29, 2026		₹12.6684		
Date	Period	Scheme Returns (%)	Benchmark Returns (%)#	Additional Returns (%)##	Value of ₹10,000 invested (₹)	Additional Value of ₹10,000 invested (₹)#
May 30, 25	Last 1 Year	5.71	5.91	-0.03	10,569	10,590
May 31, 23	Last 3 Years	7.12	7.33	5.99	12,288	12,362
Feb 24, 23	Since Inception	7.52	7.72	7.01	12,668	12,742




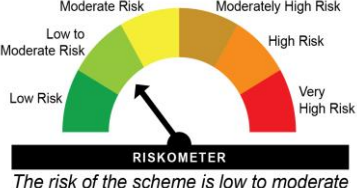

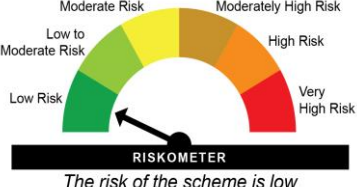
#NIFTY SDL Oct 2026 Index ##CRISIL 10 Year Gilt Index. This scheme is managed by Anupam Joshi from August 31, 2024 & Sankalp Baid from March 01, 2025.

Past performance may or may not be sustained in future and is not a guarantee of any future returns. Returns greater than 1 year period are compounded annualized (CAGR). Different plans viz. Regular Plan and Direct Plan have a different expense structure. The expenses of the Direct Plan under the Scheme will be lower to the extent of the distribution expenses / commission charged in the Regular Plan. Load is not taken into consideration for computation of performance. Since Inception Date = Date of First allotment in the Scheme / Plan. N.A.: Not Available

# BENCHMARK AND SCHEME RISKMETERS

NAME AND RISKOMETER OF BENCHMARK	NAME OF SCHEME(S)	RISKOMETER OF THE SCHEME(S)	POTENTIAL RISK CLASS (Maximum risk the Scheme can take)																				
<p>NIFTY G- Sec Apr 2029 Index</p> <p>The risk of the benchmark is low to moderate</p>	HDFC NIFTY G-Sec Apr 2029 Index Fund	<p>The risk of the scheme is low to moderate</p>	<table border="1"> <tr> <td>Credit Risk →</td> <td>Relatively Low (Class A)</td> <td>Moderate (Class B)</td> <td>Relatively High (Class C)</td> </tr> <tr> <td>Interest Rate Risk ↓</td> <td></td> <td></td> <td></td> </tr> <tr> <td>Relatively Low (Class I)</td> <td></td> <td></td> <td></td> </tr> <tr> <td>Moderate (Class II)</td> <td></td> <td></td> <td></td> </tr> <tr> <td>Relatively High (Class III)</td> <td>A-III</td> <td></td> <td></td> </tr> </table> <p>A-III - A Scheme with Relatively High Interest Rate Risk and Relatively Low Credit Risk.</p>	Credit Risk →	Relatively Low (Class A)	Moderate (Class B)	Relatively High (Class C)	Interest Rate Risk ↓				Relatively Low (Class I)				Moderate (Class II)				Relatively High (Class III)	A-III		
Credit Risk →	Relatively Low (Class A)	Moderate (Class B)	Relatively High (Class C)																				
Interest Rate Risk ↓																							
Relatively Low (Class I)																							
Moderate (Class II)																							
Relatively High (Class III)	A-III																						
<p>NIFTY G-Sec Dec 2026 Index</p> <p>The risk of the benchmark is moderate</p>	HDFC Nifty G-Sec Dec 2026 Index Fund	<p>The risk of the scheme is low</p>	<table border="1"> <tr> <td>Credit Risk →</td> <td>Relatively Low (Class A)</td> <td>Moderate (Class B)</td> <td>Relatively High (Class C)</td> </tr> <tr> <td>Interest Rate Risk ↓</td> <td></td> <td></td> <td></td> </tr> <tr> <td>Relatively Low (Class I)</td> <td></td> <td></td> <td></td> </tr> <tr> <td>Moderate (Class II)</td> <td></td> <td></td> <td></td> </tr> <tr> <td>Relatively High (Class III)</td> <td>A-III</td> <td></td> <td></td> </tr> </table> <p>A-III - A Scheme with Relatively High Interest Rate Risk and Relatively Low Credit Risk.</p>	Credit Risk →	Relatively Low (Class A)	Moderate (Class B)	Relatively High (Class C)	Interest Rate Risk ↓				Relatively Low (Class I)				Moderate (Class II)				Relatively High (Class III)	A-III		
Credit Risk →	Relatively Low (Class A)	Moderate (Class B)	Relatively High (Class C)																				
Interest Rate Risk ↓																							
Relatively Low (Class I)																							
Moderate (Class II)																							
Relatively High (Class III)	A-III																						
<p>NIFTY G-Sec July 2031 Index</p> <p>The risk of the benchmark is moderate</p>	HDFC Nifty G-Sec Jul 2031 Index Fund	<p>The risk of the scheme is moderate</p>	<table border="1"> <tr> <td>Credit Risk →</td> <td>Relatively Low (Class A)</td> <td>Moderate (Class B)</td> <td>Relatively High (Class C)</td> </tr> <tr> <td>Interest Rate Risk ↓</td> <td></td> <td></td> <td></td> </tr> <tr> <td>Relatively Low (Class I)</td> <td></td> <td></td> <td></td> </tr> <tr> <td>Moderate (Class II)</td> <td></td> <td></td> <td></td> </tr> <tr> <td>Relatively High (Class III)</td> <td>A-III</td> <td></td> <td></td> </tr> </table> <p>A-III - A Scheme with Relatively High Interest Rate Risk and Relatively Low Credit Risk.</p>	Credit Risk →	Relatively Low (Class A)	Moderate (Class B)	Relatively High (Class C)	Interest Rate Risk ↓				Relatively Low (Class I)				Moderate (Class II)				Relatively High (Class III)	A-III		
Credit Risk →	Relatively Low (Class A)	Moderate (Class B)	Relatively High (Class C)																				
Interest Rate Risk ↓																							
Relatively Low (Class I)																							
Moderate (Class II)																							
Relatively High (Class III)	A-III																						
<p>NIFTY G-Sec Jun 2027 Index</p> <p>The risk of the benchmark is low to moderate</p>	HDFC Nifty G-Sec Jun 2027 Index Fund	<p>The risk of the scheme is low to moderate</p>	<table border="1"> <tr> <td>Credit Risk →</td> <td>Relatively Low (Class A)</td> <td>Moderate (Class B)</td> <td>Relatively High (Class C)</td> </tr> <tr> <td>Interest Rate Risk ↓</td> <td></td> <td></td> <td></td> </tr> <tr> <td>Relatively Low (Class I)</td> <td></td> <td></td> <td></td> </tr> <tr> <td>Moderate (Class II)</td> <td></td> <td></td> <td></td> </tr> <tr> <td>Relatively High (Class III)</td> <td>A-III</td> <td></td> <td></td> </tr> </table> <p>A-III - A Scheme with Relatively High Interest Rate Risk and Relatively Low Credit Risk.</p>	Credit Risk →	Relatively Low (Class A)	Moderate (Class B)	Relatively High (Class C)	Interest Rate Risk ↓				Relatively Low (Class I)				Moderate (Class II)				Relatively High (Class III)	A-III		
Credit Risk →	Relatively Low (Class A)	Moderate (Class B)	Relatively High (Class C)																				
Interest Rate Risk ↓																							
Relatively Low (Class I)																							
Moderate (Class II)																							
Relatively High (Class III)	A-III																						
<p>NIFTY G-Sec Sep 2032 Index</p> <p>The risk of the benchmark is moderate</p>	HDFC Nifty G-Sec Sep 2032 Index Fund	<p>The risk of the scheme is moderate</p>	<table border="1"> <tr> <td>Credit Risk →</td> <td>Relatively Low (Class A)</td> <td>Moderate (Class B)</td> <td>Relatively High (Class C)</td> </tr> <tr> <td>Interest Rate Risk ↓</td> <td></td> <td></td> <td></td> </tr> <tr> <td>Relatively Low (Class I)</td> <td></td> <td></td> <td></td> </tr> <tr> <td>Moderate (Class II)</td> <td></td> <td></td> <td></td> </tr> <tr> <td>Relatively High (Class III)</td> <td>A-III</td> <td></td> <td></td> </tr> </table> <p>A-III - A Scheme with Relatively High Interest Rate Risk and Relatively Low Credit Risk.</p>	Credit Risk →	Relatively Low (Class A)	Moderate (Class B)	Relatively High (Class C)	Interest Rate Risk ↓				Relatively Low (Class I)				Moderate (Class II)				Relatively High (Class III)	A-III		
Credit Risk →	Relatively Low (Class A)	Moderate (Class B)	Relatively High (Class C)																				
Interest Rate Risk ↓																							
Relatively Low (Class I)																							
Moderate (Class II)																							
Relatively High (Class III)	A-III																						

# BENCHMARK AND SCHEME RISKOMETERS

<p>NIFTY G-Sec Jun 2036 Index</p>  <p>The risk of the benchmark is moderate</p>	<p>HDFC NIFTY G-sec Jun 2036 Index Fund</p>	 <p>The risk of the scheme is moderate</p>	<table border="1"> <thead> <tr> <th>Credit Risk →</th> <th>Relatively Low (Class A)</th> <th>Moderate (Class B)</th> <th>Relatively High (Class C)</th> </tr> </thead> <tbody> <tr> <td>Interest Rate Risk ↓</td> <td></td> <td></td> <td></td> </tr> <tr> <td>Relatively Low (Class I)</td> <td></td> <td></td> <td></td> </tr> <tr> <td>Moderate (Class II)</td> <td></td> <td></td> <td></td> </tr> <tr> <td>Relatively High (Class III)</td> <td>A-III</td> <td></td> <td></td> </tr> </tbody> </table> <p>A-III - A Scheme with Relatively High Interest Rate Risk and Relatively Low Credit Risk.</p>	Credit Risk →	Relatively Low (Class A)	Moderate (Class B)	Relatively High (Class C)	Interest Rate Risk ↓				Relatively Low (Class I)				Moderate (Class II)				Relatively High (Class III)	A-III		
Credit Risk →	Relatively Low (Class A)	Moderate (Class B)	Relatively High (Class C)																				
Interest Rate Risk ↓																							
Relatively Low (Class I)																							
Moderate (Class II)																							
Relatively High (Class III)	A-III																						
<p>NIFTY SDL Plus G-Sec Jun 2027 40:60 Index</p>  <p>The risk of the benchmark is low to moderate</p>	<p>HDFC NIFTY SDL Plus G-Sec Jun 2027 40:60 Index Fund</p>	 <p>The risk of the scheme is low to moderate</p>	<table border="1"> <thead> <tr> <th>Credit Risk →</th> <th>Relatively Low (Class A)</th> <th>Moderate (Class B)</th> <th>Relatively High (Class C)</th> </tr> </thead> <tbody> <tr> <td>Interest Rate Risk ↓</td> <td></td> <td></td> <td></td> </tr> <tr> <td>Relatively Low (Class I)</td> <td></td> <td></td> <td></td> </tr> <tr> <td>Moderate (Class II)</td> <td></td> <td></td> <td></td> </tr> <tr> <td>Relatively High (Class III)</td> <td>A-III</td> <td></td> <td></td> </tr> </tbody> </table> <p>A-III - A Scheme with Relatively High Interest Rate Risk and Relatively Low Credit Risk.</p>	Credit Risk →	Relatively Low (Class A)	Moderate (Class B)	Relatively High (Class C)	Interest Rate Risk ↓				Relatively Low (Class I)				Moderate (Class II)				Relatively High (Class III)	A-III		
Credit Risk →	Relatively Low (Class A)	Moderate (Class B)	Relatively High (Class C)																				
Interest Rate Risk ↓																							
Relatively Low (Class I)																							
Moderate (Class II)																							
Relatively High (Class III)	A-III																						
<p>NIFTY SDL Oct 2026 Index</p>  <p>The risk of the benchmark is low</p>	<p>HDFC Nifty SDL Oct 2026 Index Fund</p>	 <p>The risk of the scheme is low</p>	<table border="1"> <thead> <tr> <th>Credit Risk →</th> <th>Relatively Low (Class A)</th> <th>Moderate (Class B)</th> <th>Relatively High (Class C)</th> </tr> </thead> <tbody> <tr> <td>Interest Rate Risk ↓</td> <td></td> <td></td> <td></td> </tr> <tr> <td>Relatively Low (Class I)</td> <td></td> <td></td> <td></td> </tr> <tr> <td>Moderate (Class II)</td> <td></td> <td></td> <td></td> </tr> <tr> <td>Relatively High (Class III)</td> <td>A-III</td> <td></td> <td></td> </tr> </tbody> </table> <p>A-III - A Scheme with Relatively High Interest Rate Risk and Relatively Low Credit Risk.</p>	Credit Risk →	Relatively Low (Class A)	Moderate (Class B)	Relatively High (Class C)	Interest Rate Risk ↓				Relatively Low (Class I)				Moderate (Class II)				Relatively High (Class III)	A-III		
Credit Risk →	Relatively Low (Class A)	Moderate (Class B)	Relatively High (Class C)																				
Interest Rate Risk ↓																							
Relatively Low (Class I)																							
Moderate (Class II)																							
Relatively High (Class III)	A-III																						

Benchmark and Scheme Riskometer as on May 31, 2026

HDFC Mutual Fund: SEBI Registration Number: MF/044/00/6