

SCHEME PERFORMANCE - DIRECT PLAN - GROWTH OPTION (ANUPAM JOSHI)

HDFC INCOME FUND		NAV as at May 29, 2026			₹65.6672		
Date	Period	Scheme Returns (%)	Benchmark Returns (%)#	Additional Returns (%)##	Value of ₹10,000 invested (₹)	Scheme Benchmark Returns (%)#	Additional Returns (%)##
May 30, 25	Last 1 Year	0.94	1.78	-0.03	10,094	10,177	9,997
May 31, 23	Last 3 Years	6.21	6.35	5.99	11,978	12,028	11,906
May 31, 21	Last 5 Years	5.62	5.59	4.72	13,142	13,122	12,593
May 31, 16	Last 10 Years	6.39	7.22	6.04	18,575	20,079	17,972
Jan 01, 13	Since Inception	7.01	7.63	6.32	24,806	26,804	22,757

#CRISIL Medium To Long Duration Debt A-III Index ##CRISIL 10 Year Gilt Index. This scheme is managed by Anupam Joshi from March 07, 2026.

HDFC LONG DURATION DEBT FUND		NAV as at May 29, 2026			₹12.2427		
Date	Period	Scheme Returns (%)	Benchmark Returns (%)#	Additional Returns (%)##	Value of ₹10,000 invested (₹)	Scheme Benchmark Returns (%)#	Additional Returns (%)##
May 30, 25	Last 1 Year	-2.60	-3.88	-0.03	9,741	9,613	9,997
May 31, 23	Last 3 Years	5.12	4.40	5.99	11,614	11,378	11,906
Jan 20, 23	Since Inception	6.21	5.47	6.88	12,243	11,958	12,501

#NIFTY Long Duration Debt Index - A-III ##CRISIL 10 Year Gilt Index. This scheme is managed by Anupam Joshi from March 07, 2026.

HDFC FMP 1861D MARCH 2022 (46)		NAV as at May 29, 2026			₹13.1349		
Date	Period	Scheme Returns (%)	Benchmark Returns (%)#	Additional Returns (%)##	Value of ₹10,000 invested (₹)	Scheme Benchmark Returns (%)#	Additional Returns (%)##
May 30, 25	Last 1 Year	5.70	-1.10	-0.03	10,568	9,890	9,997
May 31, 23	Last 3 Years	7.40	5.33	5.99	12,385	11,683	11,906
Mar 09, 22	Since Inception	6.67	5.42	6.03	13,135	12,497	12,807

#NIFTY Medium To Long Duration Debt Index ##CRISIL 10 Year Gilt Index. This scheme is managed by Anupam Joshi from August 31, 2024.

HDFC FMP 1876D MARCH 2022 (46)		NAV as at May 29, 2026			₹13.0837		
Date	Period	Scheme Returns (%)	Benchmark Returns (%)#	Additional Returns (%)##	Value of ₹10,000 invested (₹)	Scheme Benchmark Returns (%)#	Additional Returns (%)##
May 30, 25	Last 1 Year	5.61	-1.10	-0.03	10,560	9,890	9,997
May 31, 23	Last 3 Years	7.37	5.33	5.99	12,375	11,683	11,906
Mar 29, 22	Since Inception	6.66	5.33	5.95	13,084	12,416	12,724

#NIFTY Medium To Long Duration Debt Index ##CRISIL 10 Year Gilt Index. This scheme is managed by Anupam Joshi from August 31, 2024.

HDFC FMP 1406D AUGUST 2022(46)		NAV as at May 29, 2026			₹12.929		
Date	Period	Scheme Returns (%)	Benchmark Returns (%)#	Additional Returns (%)##	Value of ₹10,000 invested (₹)	Scheme Benchmark Returns (%)#	Additional Returns (%)##
May 30, 25	Last 1 Year	5.76	2.23	-0.03	10,574	10,222	9,997
May 31, 23	Last 3 Years	7.10	6.25	5.99	12,284	11,992	11,906
Aug 25, 22	Since Inception	7.07	6.40	6.72	12,929	12,627	12,770

#NIFTY Medium Duration Debt Index ##CRISIL 10 Year Gilt Index. This scheme is managed by Anupam Joshi from August 31, 2024.

HDFC FMP 1359D SEPTEMBER2022 (46)		NAV as at May 29, 2026			₹12.9397		
Date	Period	Scheme Returns (%)	Benchmark Returns (%)#	Additional Returns (%)##	Value of ₹10,000 invested (₹)	Scheme Benchmark Returns (%)#	Additional Returns (%)##
May 30, 25	Last 1 Year	5.63	2.23	-0.03	10,562	10,222	9,997
May 31, 23	Last 3 Years	6.96	6.25	5.99	12,233	11,992	11,906
Oct 11, 22	Since Inception	7.35	6.82	7.10	12,940	12,707	12,831

#NIFTY Medium Duration Debt Index ##CRISIL 10 Year Gilt Index. This scheme is managed by Anupam Joshi from August 31, 2024.

HDFC FMP 2638D FEBRUARY 2023 (47)		NAV as at May 29, 2026			₹12.9583		
Date	Period	Scheme Returns (%)	Benchmark Returns (%)#	Additional Returns (%)##	Value of ₹10,000 invested (₹)	Scheme Benchmark Returns (%)#	Additional Returns (%)##
May 30, 25	Last 1 Year	3.10	-3.91	-0.03	10,309	9,610	9,997
May 31, 23	Last 3 Years	7.34	4.50	5.99	12,366	11,411	11,906
Feb 23, 23	Since Inception	8.27	5.50	6.95	12,958	11,909	12,450

#NIFTY Long Duration Debt Index ##CRISIL 10 Year Gilt Index. This scheme is managed by Anupam Joshi from August 31, 2024.

HDFC FMP 1269D MARCH 2023 (47)		NAV as at May 29, 2026			₹12.5192		
Date	Period	Scheme Returns (%)	Benchmark Returns (%)#	Additional Returns (%)##	Value of ₹10,000 invested (₹)	Scheme Benchmark Returns (%)#	Additional Returns (%)##
May 30, 25	Last 1 Year	5.71	2.23	-0.03	10,569	10,222	9,997
May 31, 23	Last 3 Years	7.14	6.25	5.99	12,297	11,992	11,906
Mar 21, 23	Since Inception	7.29	6.67	6.84	12,519	12,288	12,350

#NIFTY Medium Duration Debt Index ##CRISIL 10 Year Gilt Index. This scheme is managed by Anupam Joshi from August 31, 2024.

HDFC CORPORATE BOND FUND		NAV as at May 29, 2026			₹34.3803		
Date	Period	Scheme Returns (%)	Benchmark Returns (%)#	Additional Returns (%)##	Value of ₹10,000 invested (₹)	Scheme Benchmark Returns (%)#	Additional Returns (%)##
May 30, 25	Last 1 Year	2.89	3.35	-0.03	10,288	10,334	9,997
May 31, 23	Last 3 Years	6.92	6.35	5.99	12,220	12,027	11,906
May 31, 21	Last 5 Years	6.13	5.56	4.72	13,461	13,107	12,593
May 31, 16	Last 10 Years	7.43	6.78	6.04	20,481	19,268	17,972
Jan 01, 13	Since Inception	7.87	7.33	6.32	27,614	25,830	22,757

#NIFTY Corporate Bond Index A- II ##CRISIL 10 Year Gilt Index. This scheme is managed by Anupam Joshi from October 27, 2015.

HDFC CRISIL-IBX FINANCIAL SERVICES 3-6 MONTHS DEBT INDEX FUND		NAV as at May 29, 2026			₹10.724		
Date	Period	Scheme Returns (%)	Benchmark Returns (%)#	Additional Returns (%)##	Value of ₹10,000 invested (₹)	Scheme Benchmark Returns (%)#	Additional Returns (%)##
May 30, 25	Last 1 Year	6.69	6.39	3.96	10,667	10,638	10,395
May 06, 25	Since Inception	6.80	6.51	4.34	10,724	10,694	10,461

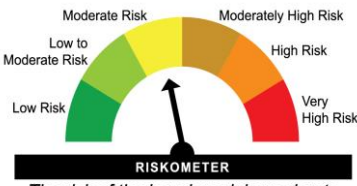








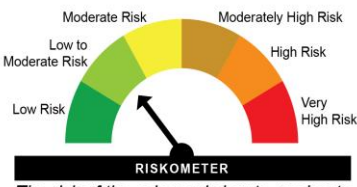
#CRISIL-IBX Financial Services 3-6 Months Debt Index ("the Underlying Index") ##CRISIL 1 Year T-bill Index. This scheme is managed by Anupam Joshi from May 6, 2025.

Past performance may or may not be sustained in future and is not a guarantee of any future returns. Returns greater than 1 year period are compounded annualized (CAGR). Different plans viz. Regular Plan and Direct Plan have a different expense structure. The expenses of the Direct Plan under the Scheme will be lower to the extent of the distribution expenses / commission charged in the Regular Plan. Load is not taken into consideration for computation of performance. Since Inception Date = Date of First allotment in the Scheme / Plan. N.A.: Not Available

BENCHMARK AND SCHEME RISKOMETERS

NAME AND RISKOMETER OF BENCHMARK	NAME OF SCHEME(S)	RISKOMETER OF THE SCHEME(S)	POTENTIAL RISK CLASS (Maximum risk the Scheme can take)																				
<p>CRISIL Medium To Long Duration Debt A-III Index</p> <p>RISKOMETER The risk of the benchmark is moderate</p>	HDFC Income Fund	<p>RISKOMETER The risk of the scheme is moderate</p>	<table border="1"> <tr> <td>Credit Risk →</td> <td>Relatively Low (Class A)</td> <td>Moderate (Class B)</td> <td>Relatively High (Class C)</td> </tr> <tr> <td>Interest Rate Risk ↓</td> <td></td> <td></td> <td></td> </tr> <tr> <td>Relatively Low (Class I)</td> <td></td> <td></td> <td></td> </tr> <tr> <td>Moderate (Class II)</td> <td></td> <td></td> <td></td> </tr> <tr> <td>Relatively High (Class III)</td> <td></td> <td>B-III</td> <td></td> </tr> </table> <p>B-III - A Scheme with Relatively High Interest Rate Risk and Moderate Credit Risk.</p>	Credit Risk →	Relatively Low (Class A)	Moderate (Class B)	Relatively High (Class C)	Interest Rate Risk ↓				Relatively Low (Class I)				Moderate (Class II)				Relatively High (Class III)		B-III	
Credit Risk →	Relatively Low (Class A)	Moderate (Class B)	Relatively High (Class C)																				
Interest Rate Risk ↓																							
Relatively Low (Class I)																							
Moderate (Class II)																							
Relatively High (Class III)		B-III																					
<p>NIFTY Long Duration Debt Index - A-III</p> <p>RISKOMETER The risk of the benchmark is moderate</p>	HDFC Long Duration Debt Fund	<p>RISKOMETER The risk of the scheme is moderate</p>	<table border="1"> <tr> <td>Credit Risk →</td> <td>Relatively Low (Class A)</td> <td>Moderate (Class B)</td> <td>Relatively High (Class C)</td> </tr> <tr> <td>Interest Rate Risk ↓</td> <td></td> <td></td> <td></td> </tr> <tr> <td>Relatively Low (Class I)</td> <td></td> <td></td> <td></td> </tr> <tr> <td>Moderate (Class II)</td> <td></td> <td></td> <td></td> </tr> <tr> <td>Relatively High (Class III)</td> <td>A-III</td> <td></td> <td></td> </tr> </table> <p>A-III - A Scheme with Relatively High Interest Rate Risk and Relatively Low Credit Risk.</p>	Credit Risk →	Relatively Low (Class A)	Moderate (Class B)	Relatively High (Class C)	Interest Rate Risk ↓				Relatively Low (Class I)				Moderate (Class II)				Relatively High (Class III)	A-III		
Credit Risk →	Relatively Low (Class A)	Moderate (Class B)	Relatively High (Class C)																				
Interest Rate Risk ↓																							
Relatively Low (Class I)																							
Moderate (Class II)																							
Relatively High (Class III)	A-III																						
<p>NIFTY Medium To Long Duration Debt Index</p> <p>RISKOMETER The risk of the benchmark is moderate</p>	HDFC FMP 1861D March 2022 (46)	<p>RISKOMETER The risk of the scheme is low to moderate</p>	<table border="1"> <tr> <td>Credit Risk →</td> <td>Relatively Low (Class A)</td> <td>Moderate (Class B)</td> <td>Relatively High (Class C)</td> </tr> <tr> <td>Interest Rate Risk ↓</td> <td></td> <td></td> <td></td> </tr> <tr> <td>Relatively Low (Class I)</td> <td></td> <td></td> <td></td> </tr> <tr> <td>Moderate (Class II)</td> <td></td> <td></td> <td></td> </tr> <tr> <td>Relatively High (Class III)</td> <td>A-III</td> <td></td> <td></td> </tr> </table> <p>A-III - A Scheme with Relatively High Interest Rate Risk and Relatively Low Credit Risk.</p>	Credit Risk →	Relatively Low (Class A)	Moderate (Class B)	Relatively High (Class C)	Interest Rate Risk ↓				Relatively Low (Class I)				Moderate (Class II)				Relatively High (Class III)	A-III		
Credit Risk →	Relatively Low (Class A)	Moderate (Class B)	Relatively High (Class C)																				
Interest Rate Risk ↓																							
Relatively Low (Class I)																							
Moderate (Class II)																							
Relatively High (Class III)	A-III																						
<p>NIFTY Medium To Long Duration Debt Index</p> <p>RISKOMETER The risk of the benchmark is moderate</p>	HDFC FMP 1876D March 2022 (46)	<p>RISKOMETER The risk of the scheme is low to moderate</p>	<table border="1"> <tr> <td>Credit Risk →</td> <td>Relatively Low (Class A)</td> <td>Moderate (Class B)</td> <td>Relatively High (Class C)</td> </tr> <tr> <td>Interest Rate Risk ↓</td> <td></td> <td></td> <td></td> </tr> <tr> <td>Relatively Low (Class I)</td> <td></td> <td></td> <td></td> </tr> <tr> <td>Moderate (Class II)</td> <td></td> <td></td> <td></td> </tr> <tr> <td>Relatively High (Class III)</td> <td>A-III</td> <td></td> <td></td> </tr> </table> <p>A-III - A Scheme with Relatively High Interest Rate Risk and Relatively Low Credit Risk.</p>	Credit Risk →	Relatively Low (Class A)	Moderate (Class B)	Relatively High (Class C)	Interest Rate Risk ↓				Relatively Low (Class I)				Moderate (Class II)				Relatively High (Class III)	A-III		
Credit Risk →	Relatively Low (Class A)	Moderate (Class B)	Relatively High (Class C)																				
Interest Rate Risk ↓																							
Relatively Low (Class I)																							
Moderate (Class II)																							
Relatively High (Class III)	A-III																						
<p>NIFTY Medium Duration Debt Index</p> <p>RISKOMETER The risk of the benchmark is moderate</p>	HDFC FMP 1406D August 2022(46)	<p>RISKOMETER The risk of the scheme is low</p>	<table border="1"> <tr> <td>Credit Risk →</td> <td>Relatively Low (Class A)</td> <td>Moderate (Class B)</td> <td>Relatively High (Class C)</td> </tr> <tr> <td>Interest Rate Risk ↓</td> <td></td> <td></td> <td></td> </tr> <tr> <td>Relatively Low (Class I)</td> <td></td> <td></td> <td></td> </tr> <tr> <td>Moderate (Class II)</td> <td></td> <td></td> <td></td> </tr> <tr> <td>Relatively High (Class III)</td> <td>A-III</td> <td></td> <td></td> </tr> </table> <p>A-III - A Scheme with Relatively High Interest Rate Risk and Relatively Low Credit Risk.</p>	Credit Risk →	Relatively Low (Class A)	Moderate (Class B)	Relatively High (Class C)	Interest Rate Risk ↓				Relatively Low (Class I)				Moderate (Class II)				Relatively High (Class III)	A-III		
Credit Risk →	Relatively Low (Class A)	Moderate (Class B)	Relatively High (Class C)																				
Interest Rate Risk ↓																							
Relatively Low (Class I)																							
Moderate (Class II)																							
Relatively High (Class III)	A-III																						

BENCHMARK AND SCHEME RISKOMETERS

<p>NIFTY Medium Duration Debt Index</p>  <p>The risk of the benchmark is moderate</p>	<p>HDFC FMP 1359D September 2022 (46)</p>	 <p>The risk of the scheme is low</p>	<table border="1"> <thead> <tr> <th>Credit Risk →</th> <th>Relatively Low (Class A)</th> <th>Moderate (Class B)</th> <th>Relatively High (Class C)</th> </tr> </thead> <tbody> <tr> <td>Interest Rate Risk ↓</td> <td></td> <td></td> <td></td> </tr> <tr> <td>Relatively Low (Class I)</td> <td></td> <td></td> <td></td> </tr> <tr> <td>Moderate (Class II)</td> <td></td> <td></td> <td></td> </tr> <tr> <td>Relatively High (Class III)</td> <td style="background-color: #cccccc;">A-III</td> <td></td> <td></td> </tr> </tbody> </table> <p>A-III - A Scheme with Relatively High Interest Rate Risk and Relatively Low Credit Risk.</p>	Credit Risk →	Relatively Low (Class A)	Moderate (Class B)	Relatively High (Class C)	Interest Rate Risk ↓				Relatively Low (Class I)				Moderate (Class II)				Relatively High (Class III)	A-III		
Credit Risk →	Relatively Low (Class A)	Moderate (Class B)	Relatively High (Class C)																				
Interest Rate Risk ↓																							
Relatively Low (Class I)																							
Moderate (Class II)																							
Relatively High (Class III)	A-III																						
<p>NIFTY Long Duration Debt Index</p>  <p>The risk of the benchmark is moderate</p>	<p>HDFC FMP 2638D February 2023 (47)</p>	 <p>The risk of the scheme is moderate</p>	<table border="1"> <thead> <tr> <th>Credit Risk →</th> <th>Relatively Low (Class A)</th> <th>Moderate (Class B)</th> <th>Relatively High (Class C)</th> </tr> </thead> <tbody> <tr> <td>Interest Rate Risk ↓</td> <td></td> <td></td> <td></td> </tr> <tr> <td>Relatively Low (Class I)</td> <td></td> <td></td> <td></td> </tr> <tr> <td>Moderate (Class II)</td> <td></td> <td></td> <td></td> </tr> <tr> <td>Relatively High (Class III)</td> <td style="background-color: #cccccc;">A-III</td> <td></td> <td></td> </tr> </tbody> </table> <p>A-III - A Scheme with Relatively High Interest Rate Risk and Relatively Low Credit Risk.</p>	Credit Risk →	Relatively Low (Class A)	Moderate (Class B)	Relatively High (Class C)	Interest Rate Risk ↓				Relatively Low (Class I)				Moderate (Class II)				Relatively High (Class III)	A-III		
Credit Risk →	Relatively Low (Class A)	Moderate (Class B)	Relatively High (Class C)																				
Interest Rate Risk ↓																							
Relatively Low (Class I)																							
Moderate (Class II)																							
Relatively High (Class III)	A-III																						
<p>NIFTY Medium Duration Debt Index</p>  <p>The risk of the benchmark is moderate</p>	<p>HDFC FMP 1269D March 2023 (47)</p>	 <p>The risk of the scheme is low</p>	<table border="1"> <thead> <tr> <th>Credit Risk →</th> <th>Relatively Low (Class A)</th> <th>Moderate (Class B)</th> <th>Relatively High (Class C)</th> </tr> </thead> <tbody> <tr> <td>Interest Rate Risk ↓</td> <td></td> <td></td> <td></td> </tr> <tr> <td>Relatively Low (Class I)</td> <td></td> <td></td> <td></td> </tr> <tr> <td>Moderate (Class II)</td> <td></td> <td></td> <td></td> </tr> <tr> <td>Relatively High (Class III)</td> <td style="background-color: #cccccc;">A-III</td> <td></td> <td></td> </tr> </tbody> </table> <p>A-III - A Scheme with Relatively High Interest Rate Risk and Relatively Low Credit Risk.</p>	Credit Risk →	Relatively Low (Class A)	Moderate (Class B)	Relatively High (Class C)	Interest Rate Risk ↓				Relatively Low (Class I)				Moderate (Class II)				Relatively High (Class III)	A-III		
Credit Risk →	Relatively Low (Class A)	Moderate (Class B)	Relatively High (Class C)																				
Interest Rate Risk ↓																							
Relatively Low (Class I)																							
Moderate (Class II)																							
Relatively High (Class III)	A-III																						
<p>NIFTY Corporate Bond Index A- II</p>  <p>The risk of the benchmark is moderate</p>	<p>HDFC Corporate Bond Fund</p>	 <p>The risk of the scheme is moderate</p>	<table border="1"> <thead> <tr> <th>Credit Risk →</th> <th>Relatively Low (Class A)</th> <th>Moderate (Class B)</th> <th>Relatively High (Class C)</th> </tr> </thead> <tbody> <tr> <td>Interest Rate Risk ↓</td> <td></td> <td></td> <td></td> </tr> <tr> <td>Relatively Low (Class I)</td> <td></td> <td></td> <td></td> </tr> <tr> <td>Moderate (Class II)</td> <td></td> <td></td> <td></td> </tr> <tr> <td>Relatively High (Class III)</td> <td></td> <td style="background-color: #cccccc;">B-III</td> <td></td> </tr> </tbody> </table> <p>B-III - A Scheme with Relatively High Interest Rate Risk and Moderate Credit Risk.</p>	Credit Risk →	Relatively Low (Class A)	Moderate (Class B)	Relatively High (Class C)	Interest Rate Risk ↓				Relatively Low (Class I)				Moderate (Class II)				Relatively High (Class III)		B-III	
Credit Risk →	Relatively Low (Class A)	Moderate (Class B)	Relatively High (Class C)																				
Interest Rate Risk ↓																							
Relatively Low (Class I)																							
Moderate (Class II)																							
Relatively High (Class III)		B-III																					
<p>CRISIL-IBX Financial Services 3-6 Months Debt Index ("the Underlying Index")</p>  <p>The risk of the benchmark is low to moderate</p>	<p>HDFC CRISIL- IBX Financial Services 3-6 Months Debt Index Fund</p>	 <p>The risk of the scheme is low to moderate</p>	<table border="1"> <thead> <tr> <th>Credit Risk →</th> <th>Relatively Low (Class A)</th> <th>Moderate (Class B)</th> <th>Relatively High (Class C)</th> </tr> </thead> <tbody> <tr> <td>Interest Rate Risk ↓</td> <td></td> <td></td> <td></td> </tr> <tr> <td>Relatively Low (Class I)</td> <td style="background-color: #cccccc;">A-I</td> <td></td> <td></td> </tr> <tr> <td>Moderate (Class II)</td> <td></td> <td></td> <td></td> </tr> <tr> <td>Relatively High (Class III)</td> <td></td> <td></td> <td></td> </tr> </tbody> </table> <p>A-I - A Scheme with Relatively Low Interest Rate Risk and Relatively Low Credit Risk.</p>	Credit Risk →	Relatively Low (Class A)	Moderate (Class B)	Relatively High (Class C)	Interest Rate Risk ↓				Relatively Low (Class I)	A-I			Moderate (Class II)				Relatively High (Class III)			
Credit Risk →	Relatively Low (Class A)	Moderate (Class B)	Relatively High (Class C)																				
Interest Rate Risk ↓																							
Relatively Low (Class I)	A-I																						
Moderate (Class II)																							
Relatively High (Class III)																							

Benchmark and Scheme Riskometer as on May 31, 2026

HDFC Mutual Fund: SEBI Registration Number: MF/044/00/6