

## Benefits of Systematic Investment Plan (SIP) - SIP Performance of Select Schemes - Fund Manager-wise

The Fund offers flexible and convenient Systematic Investment Plan (SIP) facility. To illustrate the advantages of SIP investments, this is how your investments would have grown if you had invested say ₹10,000 systematically on the first Business Day of every month over a period of time.

### AMAR KALKUNDRIKAR

#### HDFC MULTI CAP FUND

##### SIP PERFORMANCE - Regular plan - Growth Option

	Since Inception SIP	3 year SIP	1 year SIP
Total Amount Invested (₹. in Lacs)	5.20	3.60	1.20
Market Value as on March 31, 2026 (₹. in Lacs)	6.22	3.65	1.07
<b>Returns (%)</b>	<b>8.22</b>	<b>0.82</b>	<b>-19.83</b>
Benchmark Returns (%) #	7.40	1.71	-18.64
Additional Benchmark Returns (%) ##	4.76	0.46	-18.44

**Past performance may or may not be sustained in future and is not a guarantee of any future returns.**

#NIFTY500 Multicap 50:25:25 (TRI) ##Nifty 50 Index (TRI). This scheme is managed by Amar Kalkundrikar from September 01, 2025.

Inception Date: December 10, 2021

#### HDFC ELSS TAX SAVER

##### SIP PERFORMANCE - Regular plan - Growth Option

	Since Inception SIP	15 year SIP	10 year SIP	5 year SIP	3 year SIP	1 year SIP
Total Amount Invested (₹. in Lacs)	36.00	18.00	12.00	6.00	3.60	1.20
Market Value as on March 31, 2026 (₹. in Lacs) \$\$	1,603.96	52.09	23.90	7.97	3.81	1.07
<b>Returns (%) \$\$</b>	<b>20.10</b>	<b>13.05</b>	<b>13.22</b>	<b>11.31</b>	<b>3.78</b>	<b>-19.69</b>
Benchmark Returns (%) #	14.39	12.74	12.15	7.37	1.36	-18.21
Additional Benchmark Returns (%) ##	13.15	11.59	10.98	5.80	0.46	-18.44

**Past performance may or may not be sustained in future and is not a guarantee of any future returns.**

#NIFTY 500 Index (TRI) ##Nifty 50 Index (TRI). \$\$ All Distributions declared prior to the splitting of the Scheme into IDCW & Growth Options are assumed to be reinvested in the units of the Scheme at the then prevailing NAV (Distribution NAV). As TRI data is not available since inception of the scheme, additional benchmark performance is calculated using composite CAGR of NIFTY 50 PRI values from Mar 29, 96 (Data for March 31, 96 is not available) to Jun 29, 99 and TRI values since Jun 30, 99. As NIFTY 500 TRI data is not available for March 31, 96, benchmark performance is calculated from March 29, 96. This scheme is managed by Amar Kalkundrikar from December 08, 2025.

Inception Date: March 31, 1996

Assuming ₹10,000 invested systematically on the first Business Day of every month over a period of time.

CAGR returns are computed after accounting for the cash flow by using XIRR method (investment internal rate of return) for Regular Plan - Growth Option.

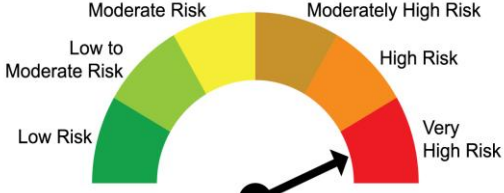
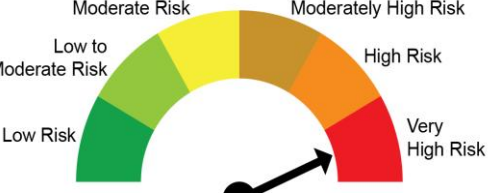
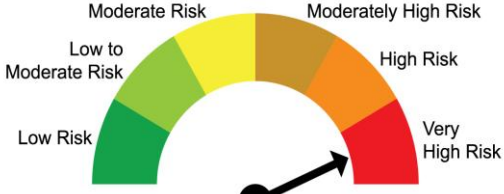
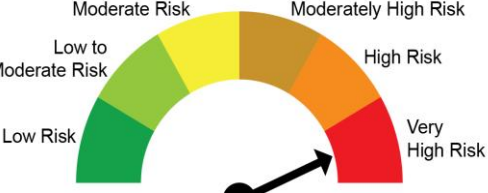
Load is not taken into consideration for computation of performance. Since Inception Date = Date of First allotment in the Scheme / Plan.

**Disclaimer:** The above investment simulation is for illustrative purposes only and should not be construed as a promise on minimum returns and safeguard of capital. The AMC / Mutual Fund is not guaranteeing or promising or forecasting any returns. SIP does not assure a profit or guarantee protection against a loss in a declining market.

**Please refer SIP Enrolment Form or contact nearest ISC for SIP Load Structure and other details.**

**MUTUAL FUND INVESTMENTS ARE SUBJECT TO MARKET RISKS, READ ALL SCHEME RELATED DOCUMENTS CAREFULLY.**

# BENCHMARK AND SCHEME RISKOMETERS

NAME AND RISKOMETER OF BENCHMARK	NAME OF SCHEME(S)	RISKOMETER OF THE SCHEME(S)
<p>NIFTY500 Multicap 50:25:25 (TRI)</p>  <p><b>RISKOMETER</b></p> <p><i>The risk of the benchmark is very high</i></p>	<p>HDFC Multi Cap Fund</p>	 <p><b>RISKOMETER</b></p> <p><i>The risk of the scheme is very high</i></p>
<p>NIFTY 500 Index (TRI)</p>  <p><b>RISKOMETER</b></p> <p><i>The risk of the benchmark is very high</i></p>	<p>HDFC ELSS Tax Saver</p>	 <p><b>RISKOMETER</b></p> <p><i>The risk of the scheme is very high</i></p>

Benchmark and Scheme Riskometer as on March 31, 2026