

SCHEME PERFORMANCE - REGULAR PLAN - GROWTH OPTION (AMAR KALKUNDRIKAR)

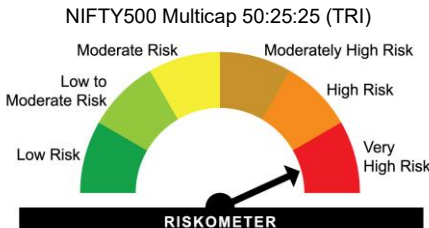
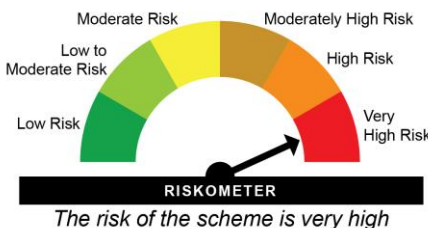
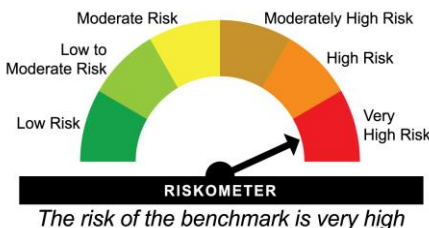
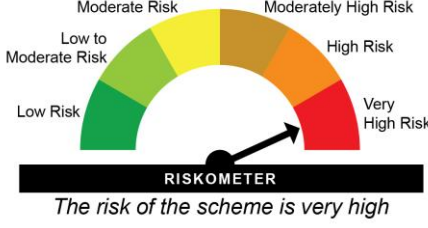
HDFC MULTI CAP FUND		NAV as at May 29, 2026			₹18.1		
Date	Period	Scheme Returns (%)	Benchmark Returns (%)#	Additional Returns (%)##	Value of ₹10,000 invested (₹)	Scheme Benchmark (₹)#	Additional Benchmark (₹)##
May 30, 25	Last 1 Year	-2.37	1.43	-3.85	9,763	10,142	9,616
May 31, 23	Last 3 Years	15.02	16.43	9.54	15,210	15,777	13,140
Dec 10, 21	Since Inception	14.20	12.07	8.08	18,100	16,641	14,150

#NIFTY500 Multicap 50:25:25 (TRI) ##Nifty 50 Index (TRI). This scheme is managed by Amar Kalkundrikar from September 01, 2025.

HDFC ELSS TAX SAVER		NAV as at May 29, 2026			₹1320.276		
Date	Period	Scheme Returns (%)	Benchmark Returns (%)#	Additional Returns (%)##	Value of ₹10,000 invested (₹)	Scheme Benchmark (₹)#	Additional Benchmark (₹)##
May 30, 25	Last 1 Year	-4.65	0.28	-3.85	9,536	10,028	9,616
May 31, 23	Last 3 Years	15.85	13.92	9.54	15,541	14,778	13,140
May 31, 21	Last 5 Years	16.15	12.49	9.88	21,128	18,007	16,012
May 31, 16	Last 10 Years	13.55	14.03	12.54	35,646	37,165	32,593
Mar 31, 96	Since Inception	21.22	13.89	12.403	330,505	507,605	341,106

#NIFTY 500 Index (TRI) ##Nifty 50 Index (TRI). \$\$ All Distributions declared prior to the splitting of the Scheme into IDCW & Growth Options are assumed to be reinvested in the units of the Scheme at the then prevailing NAV (ex-distribution) NAV. As TRI data is not available since inception of the scheme, additional benchmark performance is calculated using composite CAGR of Nifty 50 PRI values from Mar 29, 96 (Data for March 31, 96 is not available) to Jun 29, 99 and TRI values since Jun 30, 99. As Nifty 500 TRI data is not available for March 31, 96, benchmark performance is calculated from March 29, 96. This scheme is managed by Amar Kalkundrikar from December 08, 2025.

BENCHMARK AND SCHEME RISKOMETERS

NAME AND RISKOMETER OF BENCHMARK	NAME OF SCHEME(S)	RISKOMETER OF THE SCHEME(S)
<p>NIFTY500 Multicap 50:25:25 (TRI)</p>  <p>RISKOMETER</p> <p><i>The risk of the benchmark is very high</i></p>	<p>HDFC Multi Cap Fund</p>	 <p>RISKOMETER</p> <p><i>The risk of the scheme is very high</i></p>
<p>NIFTY 500 Index (TRI)</p>  <p>RISKOMETER</p> <p><i>The risk of the benchmark is very high</i></p>	<p>HDFC ELSS Tax Saver</p>	 <p>RISKOMETER</p> <p><i>The risk of the scheme is very high</i></p>

Benchmark and Scheme Riskometer as on May 31, 2026

HDFC Mutual Fund: SEBI Registration Number: MF/044/00/6

Past performance may or may not be sustained in future and is not a guarantee of any future returns. Returns greater than 1 year period are compounded annualized (CAGR). Different plans viz. Regular Plan and Direct Plan have a different expense structure. The expenses of the Direct Plan under the Scheme will be lower to the extent of the distribution expenses / commission charged in the Regular Plan. Load is not taken into consideration for computation of performance. Since Inception Date = Date of First allotment in the Scheme / Plan. N.A.:Not Available

MUTUAL FUND INVESTMENTS ARE SUBJECT TO MARKET RISKS, READ ALL SCHEME RELATED DOCUMENTS CAREFULLY.