

**SCHEME PERFORMANCE - REGULAR PLAN - GROWTH OPTION  
(ABHISHEK MOR & ARUN AGARWAL)**

HDFC NIFTY BANK ETF		NAV as at January 30, 2026		₹61.1376	
Date	Period	Scheme Returns (%)	Benchmark Returns (%)#	Additional Returns (%)##	Value of ₹10,000 invested (₹) Benchmark (₹)##
Jan 31, 25	Last 1 Year	20.95	21.17	8.97	12,088
Jan 31, 23	Last 3 Years	14.35	14.56	14.08	14,951
Jan 29, 21	Last 5 Years	14.86	15.12	14.52	20,010
Aug 21, 20	Since Inception	20.31	20.60	17.18	27,379
#NIFTY Bank Index (TRI) ##Nifty 50 Index (TRI). This scheme is managed by Abhishek Mor from February 15, 2023 & Arun Agarwal from August 24, 2020.					

HDFC NIFTY GROWTH SECTORS 15 ETF		NAV as at January 30, 2026		₹124.756	
Date	Period	Scheme Returns (%)	Benchmark Returns (%)#	Additional Returns (%)##	Value of ₹10,000 invested (₹) Benchmark (₹)##
Jan 31, 25	Last 1 Year	2.46	2.97	8.97	10,245
Jan 31, 23	Last 3 Years	12.16	12.69	14.08	14,111
Sep 23, 22	Since Inception	10.57	11.09	13.20	14,011
#NIFTY Growth Sectors 15 Index (TRI) ##Nifty 50 Index (TRI). This scheme is managed by Abhishek Mor from February 15, 2023 & Arun Agarwal from September 23, 2022.					

HDFC NIFTY100 LOW VOLATILITY 30 ETF		NAV as at January 30, 2026		₹20.8868	
Date	Period	Scheme Returns (%)	Benchmark Returns (%)#	Additional Returns (%)##	Value of ₹10,000 invested (₹) Benchmark (₹)##
Jan 31, 25	Last 1 Year	6.92	7.27	8.97	10,690
Jan 31, 23	Last 3 Years	16.81	17.26	14.08	15,939
Oct 11, 22	Since Inception	16.46	16.97	14.09	16,553
#NIFTY100 Low Volatility 30 Index (TRI) ##Nifty 50 Index (TRI). This scheme is managed by Abhishek Mor from February 15, 2023 & Arun Agarwal from October 11, 2022.					

HDFC NIFTY200 MOMENTUM 30 ETF		NAV as at January 30, 2026		₹30.5329	
Date	Period	Scheme Returns (%)	Benchmark Returns (%)#	Additional Returns (%)##	Value of ₹10,000 invested (₹) Benchmark (₹)##
Jan 31, 25	Last 1 Year	2.73	3.20	8.97	10,273
Jan 31, 23	Last 3 Years	17.98	18.62	14.08	16,422
Oct 11, 22	Since Inception	15.31	15.97	14.09	16,019
#NIFTY 200 Momentum 30 Index (TRI) ##Nifty 50 Index (TRI). This scheme is managed by Abhishek Mor from February 15, 2023 & Arun Agarwal from October 11, 2022.					

HDFC NIFTY 100 ETF		NAV as at January 30, 2026		₹26.6369	
Date	Period	Scheme Returns (%)	Benchmark Returns (%)#	Additional Returns (%)##	Value of ₹10,000 invested (₹) Benchmark (₹)##
Jan 31, 25	Last 1 Year	8.57	8.89	8.97	10,854
Jan 31, 23	Last 3 Years	14.62	14.99	14.08	15,058
Aug 05, 22	Since Inception	12.37	12.76	12.59	15,026
#NIFTY 100 Total Returns Index (TRI) ##Nifty 50 Index (TRI). This scheme is managed by Abhishek Mor from February 15, 2023 & Arun Agarwal from August 05, 2022.					

HDFC NIFTY IT ETF		NAV as at January 30, 2026		₹40.3411	
Date	Period	Scheme Returns (%)	Benchmark Returns (%)#	Additional Returns (%)##	Value of ₹10,000 invested (₹) Benchmark (₹)##
Jan 31, 25	Last 1 Year	-8.87	-8.74	8.97	9,115
Jan 31, 23	Last 3 Years	10.64	10.91	14.08	13,543
Nov 16, 22	Since Inception	9.68	9.98	11.67	13,451
#NIFTY IT Index (TRI) ##Nifty 50 Index (TRI). This scheme is managed by Abhishek Mor from February 15, 2023 & Arun Agarwal from November 16, 2022.					

HDFC NIFTY PRIVATE BANK ETF		NAV as at January 30, 2026		₹28.999	
Date	Period	Scheme Returns (%)	Benchmark Returns (%)#	Additional Returns (%)##	Value of ₹10,000 invested (₹) Benchmark (₹)##
Jan 31, 25	Last 1 Year	17.56	17.74	8.97	11,751
Jan 31, 23	Last 3 Years	11.84	12.04	14.08	13,987
Nov 16, 22	Since Inception	9.50	9.73	11.67	13,379
#NIFTY Private Bank Index (TRI) ##Nifty 50 Index (TRI). This scheme is managed by Abhishek Mor from February 15, 2023 & Arun Agarwal from November 16, 2022.					

HDFC NIFTY PSU BANK ETF		NAV as at January 30, 2026		₹90.8828	
Date	Period	Scheme Returns (%)	Benchmark Returns (%)#	Additional Returns (%)##	Value of ₹10,000 invested (₹) Benchmark (₹)##
Jan 31, 25	Last 1 Year	43.21	43.80	8.97	14,307
Jan 31, 24	Since Inception	20.31	20.79	9.27	14,475
#NIFTY PSU Bank Index (TRI) ##Nifty 50 Index (TRI). This scheme is managed by Arun Agarwal from January 31, 2024 & Abhishek Mor from January 31, 2024.					

HDFC NIFTY NEXT 50 ETF		NAV as at January 30, 2026		₹68.9853	
Date	Period	Scheme Returns (%)	Benchmark Returns (%)#	Additional Returns (%)##	Value of ₹10,000 invested (₹) Benchmark (₹)##
Jan 31, 25	Last 1 Year	8.13	8.39	8.97	10,810
Jan 31, 23	Last 3 Years	20.63	20.94	14.08	17,552
Aug 05, 22	Since Inception	15.42	15.77	12.59	16,497
#NIFTY Next 50 Total Returns Index (TRI) ##Nifty 50 Index (TRI). This scheme is managed by Abhishek Mor from February 15, 2023 & Arun Agarwal from August 05, 2022.					

HDFC NIFTY 50 ETF		NAV as at January 30, 2026		₹283.2682	
Date	Period	Scheme Returns (%)	Benchmark Returns (%)#	Additional Returns (%)##	Value of ₹10,000 invested (₹) Benchmark (₹)##
Jan 31, 25	Last 1 Year	8.92	8.97	7.42	10,889
Jan 31, 23	Last 3 Years	14.02	14.08	12.77	14,821
Jan 29, 21	Last 5 Years	14.45	14.52	13.54	19,651
Jan 29, 16	Last 10 Years	14.11	14.23	14.09	37,500
Dec 09, 15	Since Inception	13.82	13.95	13.82	37,211
#Nifty 50 Index (TRI) ##BSE SENSEX Index (TRI). This scheme is managed by Abhishek Mor from February 15, 2023 & Arun Agarwal from August 24, 2020.					

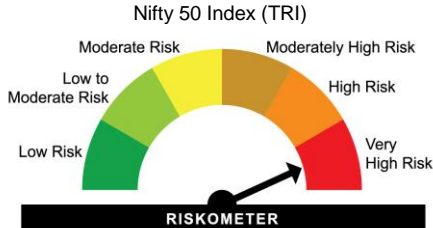
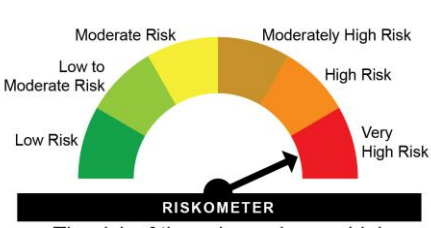
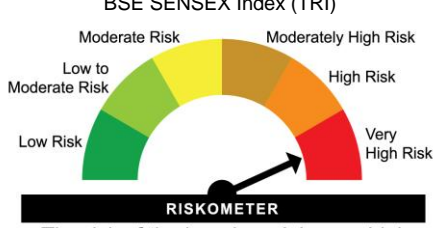
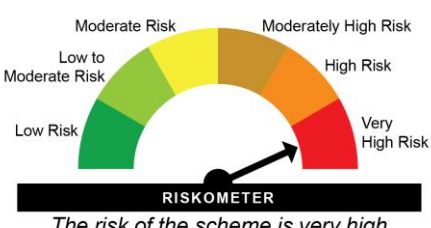
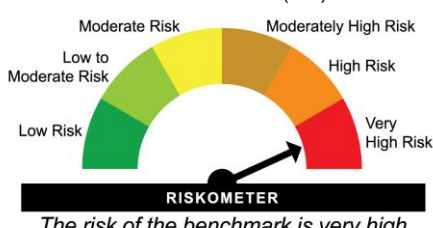
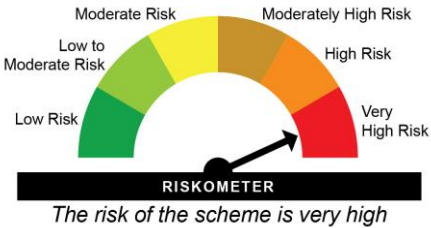
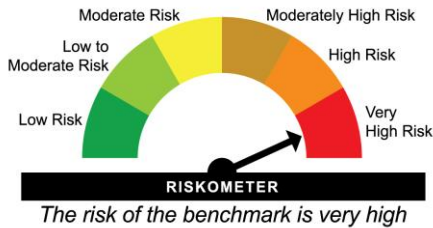
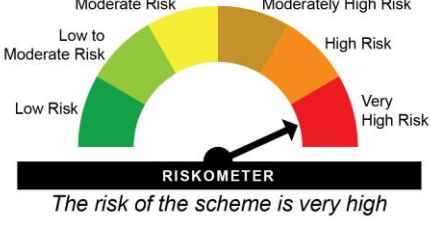
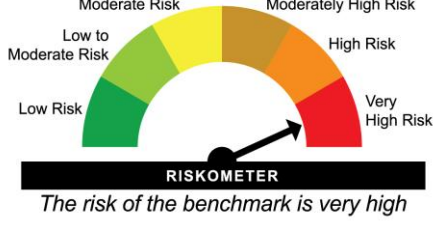
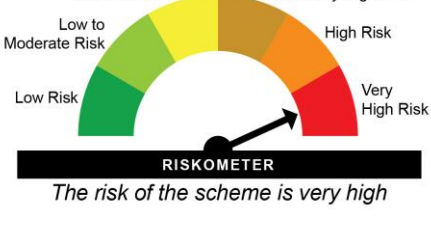
HDFC NIFTY100 QUALITY 30 ETF		NAV as at January 30, 2026		₹59.9768	
Date	Period	Scheme Returns (%)	Benchmark Returns (%)#	Additional Returns (%)##	Value of ₹10,000 invested (₹) Benchmark (₹)##
Jan 31, 25	Last 1 Year	6.37	6.56	8.97	10,636
Jan 31, 23	Last 3 Years	15.96	16.21	14.08	15,595
Sep 23, 22	Since Inception	14.04	14.32	13.20	15,542
#NIFTY100 Quality 30 Index (TRI) ##Nifty 50 Index (TRI). This scheme is managed by Abhishek Mor from February 15, 2023 & Arun Agarwal from September 23, 2022.					

HDFC BSE SENSEX ETF		NAV as at January 30, 2026		₹92.6609	
Date	Period	Scheme Returns (%)	Benchmark Returns (%)#	Additional Returns (%)##	Value of ₹10,000 invested (₹) Benchmark (₹)##
Jan 31, 25	Last 1 Year	7.36	7.42	8.97	10,734
Jan 31, 23	Last 3 Years	12.71	12.77	14.08	14,317
Jan 29, 21	Last 5 Years	13.47	13.54	14.52	18,824
Jan 29, 16	Last 10 Years	14.06	14.09	14.23	37,323
Dec 09, 15	Since Inception	13.76	13.82	13.95	37,011
#BSE SENSEX Index (TRI) ##Nifty 50 Index (TRI). This scheme is managed by Abhishek Mor from February 15, 2023 & Arun Agarwal from August 24, 2020.					




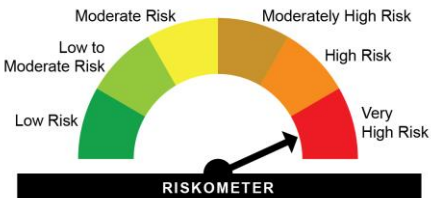



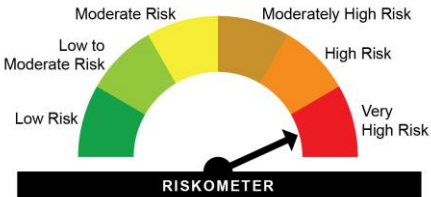

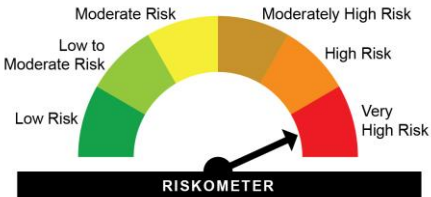
HDFC NIFTY50 VALUE 20 ETF		NAV as at January 30, 2026		₹139.4896	
Date	Period	Scheme Returns (%)	Benchmark Returns (%)#	Additional Returns (%)##	Value of ₹10,000 invested (₹) Benchmark (₹)##
Jan 31, 25	Last 1 Year	1.77	1.99	8.97	10,176
Jan 31, 23	Last 3 Years	14.21	14.50	14.08	14,896
Sep 23, 22	Since Inception	15.47	15.80	13.20	16,207
#NIFTY50 Value 20 Index (TRI) ##Nifty 50 Index (TRI). This scheme is managed by Abhishek Mor from February 15, 2023 & Arun Agarwal from September 23, 2022.					

Past performance may or may not be sustained in future and is not a guarantee of any future returns. Returns greater than 1 year period are compounded annualized (CAGR). Different plans viz. Regular Plan and Direct Plan have a different expense structure. The expenses of the Direct Plan under the Scheme will be lower to the extent of the distribution expenses / commission charged in the Regular Plan. Load is not taken into consideration for computation of performance. Since Inception Date = Date of First allotment in the Scheme / Plan. N.A.: Not Available

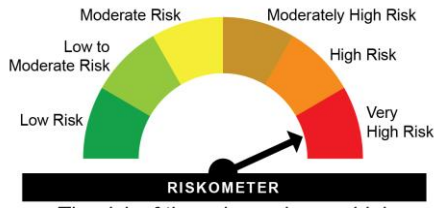
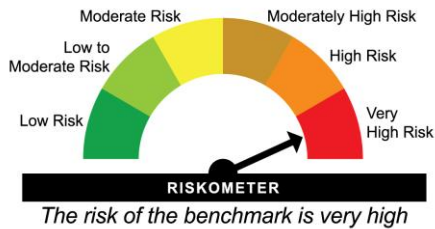
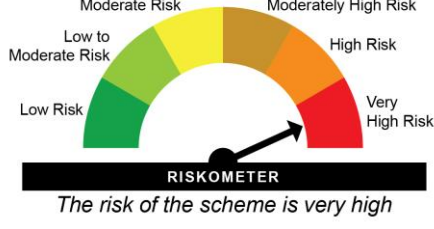
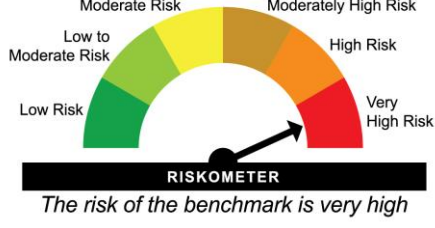
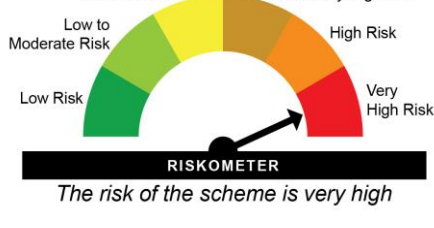
# BENCHMARK AND SCHEME RISKOMETERS

NAME AND RISKOMETER OF BENCHMARK	NAME OF SCHEME(S)	RISKOMETER OF THE SCHEME(S)
<p>Nifty 50 Index (TRI)</p>  <p><b>RISKOMETER</b></p> <p><i>The risk of the benchmark is very high</i></p>	HDFC NIFTY 50 ETF	 <p><b>RISKOMETER</b></p> <p><i>The risk of the scheme is very high</i></p>
<p>BSE SENSEX Index (TRI)</p>  <p><b>RISKOMETER</b></p> <p><i>The risk of the benchmark is very high</i></p>	HDFC BSE SENSEX ETF	 <p><b>RISKOMETER</b></p> <p><i>The risk of the scheme is very high</i></p>
<p>NIFTY Bank Index (TRI)</p>  <p><b>RISKOMETER</b></p> <p><i>The risk of the benchmark is very high</i></p>	HDFC NIFTY Bank ETF	 <p><b>RISKOMETER</b></p> <p><i>The risk of the scheme is very high</i></p>
<p>NIFTY 100 Total Returns Index (TRI)</p>  <p><b>RISKOMETER</b></p> <p><i>The risk of the benchmark is very high</i></p>	HDFC NIFTY 100 ETF	 <p><b>RISKOMETER</b></p> <p><i>The risk of the scheme is very high</i></p>
<p>NIFTY Next 50 Total Returns Index (TRI)</p>  <p><b>RISKOMETER</b></p> <p><i>The risk of the benchmark is very high</i></p>	HDFC NIFTY Next 50 ETF	 <p><b>RISKOMETER</b></p> <p><i>The risk of the scheme is very high</i></p>

# BENCHMARK AND SCHEME RISKOMETERS

NAME AND RISKOMETER OF BENCHMARK	NAME OF SCHEME(S)	RISKOMETER OF THE SCHEME(S)
<p>NIFTY50 Value 20 Index (TRI)</p>  <p><b>RISKOMETER</b></p> <p><i>The risk of the benchmark is very high</i></p>	HDFC NIFTY50 VALUE 20 ETF	 <p><b>RISKOMETER</b></p> <p><i>The risk of the scheme is very high</i></p>
<p>NIFTY100 Quality 30 Index (TRI)</p>  <p><b>RISKOMETER</b></p> <p><i>The risk of the benchmark is very high</i></p>	HDFC NIFTY100 Quality 30 ETF	 <p><b>RISKOMETER</b></p> <p><i>The risk of the scheme is very high</i></p>
<p>NIFTY Growth Sectors 15 Index (TRI)</p>  <p><b>RISKOMETER</b></p> <p><i>The risk of the benchmark is very high</i></p>	HDFC NIFTY Growth Sectors 15 ETF	 <p><b>RISKOMETER</b></p> <p><i>The risk of the scheme is very high</i></p>
<p>NIFTY100 Low Volatility 30 Index (TRI)</p>  <p><b>RISKOMETER</b></p> <p><i>The risk of the benchmark is very high</i></p>	HDFC NIFTY100 Low Volatility 30 ETF	 <p><b>RISKOMETER</b></p> <p><i>The risk of the scheme is very high</i></p>
<p>NIFTY 200 Momentum 30 Index (TRI)</p>  <p><b>RISKOMETER</b></p> <p><i>The risk of the benchmark is very high</i></p>	HDFC NIFTY200 Momentum 30 ETF	 <p><b>RISKOMETER</b></p> <p><i>The risk of the scheme is very high</i></p>

## BENCHMARK AND SCHEME RISKOMETERS

NAME AND RISKOMETER OF BENCHMARK	NAME OF SCHEME(S)	RISKOMETER OF THE SCHEME(S)
<p>NIFTY IT Index (TRI)</p>  <p><b>RISKOMETER</b></p> <p><i>The risk of the benchmark is very high</i></p>	<p>HDFC NIFTY IT ETF</p>	 <p><b>RISKOMETER</b></p> <p><i>The risk of the scheme is very high</i></p>
<p>NIFTY Private Bank Index (TRI)</p>  <p><b>RISKOMETER</b></p> <p><i>The risk of the benchmark is very high</i></p>	<p>HDFC NIFTY Private Bank ETF</p>	 <p><b>RISKOMETER</b></p> <p><i>The risk of the scheme is very high</i></p>
<p>NIFTY PSU Bank Index (TRI)</p>  <p><b>RISKOMETER</b></p> <p><i>The risk of the benchmark is very high</i></p>	<p>HDFC NIFTY PSU BANK ETF</p>	 <p><b>RISKOMETER</b></p> <p><i>The risk of the scheme is very high</i></p>

Benchmark and Scheme Riskometer as on January 31, 2026