

**SCHEME PERFORMANCE - REGULAR PLAN - GROWTH OPTION  
(ABHISHEK MOR & ARUN AGARWAL)**

HDFC NIFTY BANK ETF		NAV as at May 29, 2026			₹55.681
Date	Period	Scheme Returns (%)	Benchmark Returns (%)#	Additional Returns (%)##	Value of ₹10,000 invested (₹)
May 30, 25	Last 1 Year	-2.13	-1.94	-3.85	9,788
May 31, 23	Last 3 Years	7.70	7.91	9.54	12,488
May 31, 21	Last 5 Years	9.45	9.68	9.88	15,700
Aug 21, 20	Since Inception	17.15	17.43	14.73	24,936
#NIFTY Bank Index (TRI) ##Nifty 50 Index (TRI). This scheme is managed by Abhishek Mor from February 15, 2023 & Arun Agarwal from August 24, 2020.					

HDFC NIFTY GROWTH SECTORS 15 ETF		NAV as at May 29, 2026			₹112.0041
Date	Period	Scheme Returns (%)	Benchmark Returns (%)#	Additional Returns (%)##	Value of ₹10,000 invested (₹)
May 30, 25	Last 1 Year	-3.08	-2.70	-3.85	9,693
May 31, 23	Last 3 Years	6.11	6.58	9.54	11,945
Sep 23, 22	Since Inception	6.43	6.93	9.85	12,579
#NIFTY Growth Sectors 15 Index (TRI) ##Nifty 50 Index (TRI). This scheme is managed by Abhishek Mor from February 15, 2023 & Arun Agarwal from September 23, 2022.					

HDFC NIFTY100 LOW VOLATILITY 30 ETF		NAV as at May 29, 2026			₹19.973
Date	Period	Scheme Returns (%)	Benchmark Returns (%)#	Additional Returns (%)##	Value of ₹10,000 invested (₹)
May 30, 25	Last 1 Year	0.13	0.47	-3.85	10,013
May 31, 23	Last 3 Years	12.67	13.10	9.54	14,298
Oct 11, 22	Since Inception	13.48	13.96	10.59	15,829
#NIFTY100 Low Volatility 30 Index (TRI) ##Nifty 50 Index (TRI). This scheme is managed by Abhishek Mor from February 15, 2023 & Arun Agarwal from October 11, 2022.					

HDFC NIFTY200 MOMENTUM 30 ETF		NAV as at May 29, 2026			₹30.7173
Date	Period	Scheme Returns (%)	Benchmark Returns (%)#	Additional Returns (%)##	Value of ₹10,000 invested (₹)
May 30, 25	Last 1 Year	-0.11	0.37	-3.85	9,989
May 31, 23	Last 3 Years	14.46	15.09	9.54	14,991
Oct 11, 22	Since Inception	14.04	14.66	10.59	16,115
#NIFTY 200 Momentum 30 Index (TRI) ##Nifty 50 Index (TRI). This scheme is managed by Abhishek Mor from February 15, 2023 & Arun Agarwal from October 11, 2022.					

HDFC NIFTY 100 ETF		NAV as at May 29, 2026			₹25.3449
Date	Period	Scheme Returns (%)	Benchmark Returns (%)#	Additional Returns (%)##	Value of ₹10,000 invested (₹)
May 30, 25	Last 1 Year	-2.18	-1.88	-3.85	9,782
May 31, 23	Last 3 Years	10.92	11.28	9.54	13,644
Aug 05, 22	Since Inception	9.82	10.19	9.42	14,297
#NIFTY 100 Total Returns Index (TRI) ##Nifty 50 Index (TRI). This scheme is managed by Abhishek Mor from February 15, 2023 & Arun Agarwal from August 05, 2022.					

HDFC NIFTY IT ETF		NAV as at May 29, 2026			₹31.0067
Date	Period	Scheme Returns (%)	Benchmark Returns (%)#	Additional Returns (%)##	Value of ₹10,000 invested (₹)
May 30, 25	Last 1 Year	-20.34	-20.25	-3.85	7,971
May 31, 23	Last 3 Years	1.80	2.02	9.54	10,548
Nov 16, 22	Since Inception	0.95	1.20	8.36	10,338
#NIFTY IT Index (TRI) ##Nifty 50 Index (TRI). This scheme is managed by Abhishek Mor from February 15, 2023 & Arun Agarwal from November 16, 2022.					

HDFC NIFTY PRIVATE BANK ETF		NAV as at May 29, 2026			₹26.7223
Date	Period	Scheme Returns (%)	Benchmark Returns (%)#	Additional Returns (%)##	Value of ₹10,000 invested (₹)
May 30, 25	Last 1 Year	-4.14	-4.00	-3.85	9,587
May 31, 23	Last 3 Years	5.86	6.06	9.54	11,862
Nov 16, 22	Since Inception	6.10	6.32	8.36	12,329
#NIFTY Private Bank Index (TRI) ##Nifty 50 Index (TRI). This scheme is managed by Abhishek Mor from February 15, 2023 & Arun Agarwal from November 16, 2022.					

HDFC NIFTY PSU BANK ETF		NAV as at May 29, 2026			₹82.5842
Date	Period	Scheme Returns (%)	Benchmark Returns (%)#	Additional Returns (%)##	Value of ₹10,000 invested (₹)
May 30, 25	Last 1 Year	17.26	17.72	-3.85	11,721
Jan 31, 24	Since Inception	12.50	12.95	4.72	13,153
#NIFTY PSU Bank Index (TRI) ##Nifty 50 Index (TRI). This scheme is managed by Arun Agarwal from January 31, 2024 & Abhishek Mor from January 31, 2024.					

HDFC NIFTY NEXT 50 ETF		NAV as at May 29, 2026			₹72.4842
Date	Period	Scheme Returns (%)	Benchmark Returns (%)#	Additional Returns (%)##	Value of ₹10,000 invested (₹)
May 30, 25	Last 1 Year	7.26	7.53	-3.85	10,724
May 31, 23	Last 3 Years	19.80	20.09	9.54	17,184
Aug 05, 22	Since Inception	15.50	15.85	9.42	17,333
#NIFTY Next 50 Total Returns Index (TRI) ##Nifty 50 Index (TRI). This scheme is managed by Abhishek Mor from February 15, 2023 & Arun Agarwal from August 05, 2022.					

HDFC NIFTY 50 ETF		NAV as at May 29, 2026			₹264.0362
Date	Period	Scheme Returns (%)	Benchmark Returns (%)#	Additional Returns (%)##	Value of ₹10,000 invested (₹)
May 30, 25	Last 1 Year	-3.88	-3.84	-7.23	9,613
May 31, 23	Last 3 Years	9.48	9.54	7.32	13,117
May 31, 21	Last 5 Years	9.81	9.88	8.85	15,963
May 31, 16	Last 10 Years	12.43	12.54	12.21	32,268
Dec 09, 15	Since Inception	12.60	12.73	12.36	34,685
#NIFTY 50 Index (TRI) ##BSE SENSEX Index (TRI). This scheme is managed by Abhishek Mor from February 15, 2023 & Arun Agarwal from August 24, 2020.					

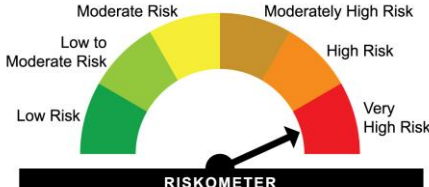

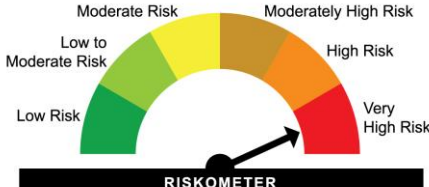

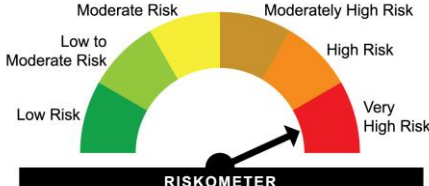

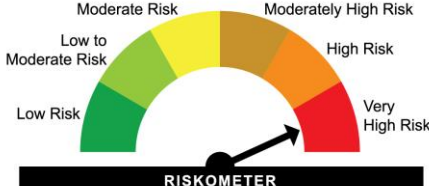

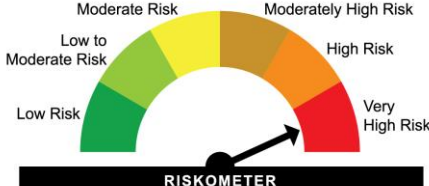

HDFC NIFTY100 QUALITY 30 ETF		NAV as at May 29, 2026			₹57.2437
Date	Period	Scheme Returns (%)	Benchmark Returns (%)#	Additional Returns (%)##	Value of ₹10,000 invested (₹)
May 30, 25	Last 1 Year	0.76	1.03	-3.85	10,076
May 31, 23	Last 3 Years	10.99	11.23	9.54	13,668
Sep 23, 22	Since Inception	11.30	11.57	9.85	14,834
#NIFTY100 Quality 30 Index (TRI) ##Nifty 50 Index (TRI). This scheme is managed by Abhishek Mor from February 15, 2023 & Arun Agarwal from September 23, 2022.					

HDFC BSE SENSEX ETF		NAV as at May 29, 2026			₹84.4149
Date	Period	Scheme Returns (%)	Benchmark Returns (%)#	Additional Returns (%)##	Value of ₹10,000 invested (₹)
May 30, 25	Last 1 Year	-7.26	-7.21	-3.85	9,276
May 31, 23	Last 3 Years	7.26	7.32	9.54	12,337
May 31, 21	Last 5 Years	8.78	8.85	9.88	15,230
May 31, 16	Last 10 Years	12.14	12.21	12.54	31,444
Dec 09, 15	Since Inception	12.30	12.36	12.73	33,717
#BSE SENSEX Index (TRI) ##Nifty 50 Index (TRI). This scheme is managed by Abhishek Mor from February 15, 2023 & Arun Agarwal from August 24, 2020.					

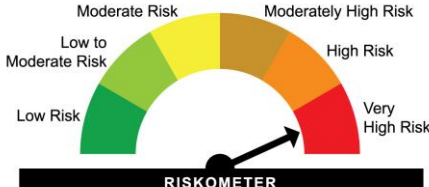

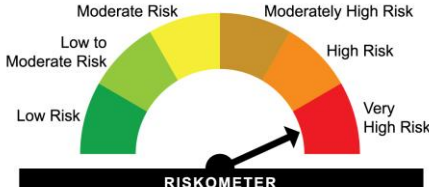

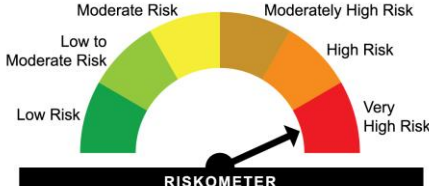

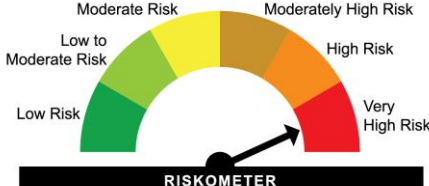

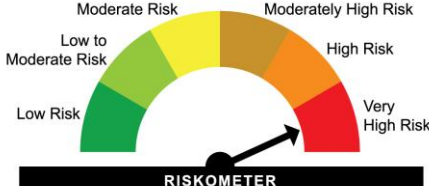

HDFC NIFTY50 VALUE 20 ETF		NAV as at May 29, 2026			₹126.8234
Date	Period	Scheme Returns (%)	Benchmark Returns (%)#	Additional Returns (%)##	Value of ₹10,000 invested (₹)
May 30, 25	Last 1 Year	-4.97	-4.76	-3.85	9,505
May 31, 23	Last 3 Years	9.46	9.73	9.54	13,113
Sep 23, 22	Since Inception	11.10	11.40	9.85	14,735
#NIFTY50 Value 20 Index (TRI) ##Nifty 50 Index (TRI). This scheme is managed by Abhishek Mor from February 15, 2023 & Arun Agarwal from September 23, 2022.					

Past performance may or may not be sustained in future and is not a guarantee of any future returns. Returns greater than 1 year period are compounded annualized (CAGR). Different plans viz. Regular Plan and Direct Plan have a different expense structure. The expenses of the Direct Plan under the Scheme will be lower to the extent of the distribution expenses / commission charged in the Regular Plan. Load is not taken into consideration for computation of performance. Since Inception Date = Date of First allotment in the Scheme / Plan. N.A.: Not Available

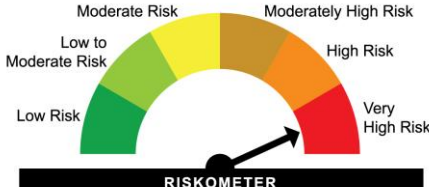

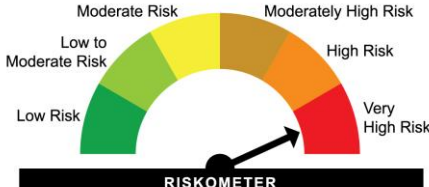

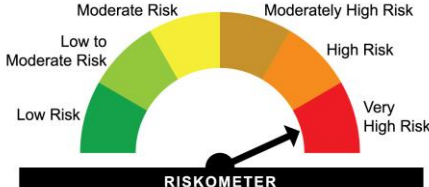

# BENCHMARK AND SCHEME RISKOMETERS

NAME AND RISKOMETER OF BENCHMARK	NAME OF SCHEME(S)	RISKOMETER OF THE SCHEME(S)
<p>Nifty 50 Index (TRI)</p>  <p>The risk of the benchmark is very high</p>	<p>HDFC NIFTY 50 ETF</p>	 <p>The risk of the scheme is very high</p>
<p>BSE SENSEX Index (TRI)</p>  <p>The risk of the benchmark is very high</p>	<p>HDFC BSE SENSEX ETF</p>	 <p>The risk of the scheme is very high</p>
<p>NIFTY Bank Index (TRI)</p>  <p>The risk of the benchmark is very high</p>	<p>HDFC NIFTY Bank ETF</p>	 <p>The risk of the scheme is very high</p>
<p>NIFTY 100 Total Returns Index (TRI)</p>  <p>The risk of the benchmark is very high</p>	<p>HDFC NIFTY 100 ETF</p>	 <p>The risk of the scheme is very high</p>
<p>NIFTY Next 50 Total Returns Index (TRI)</p>  <p>The risk of the benchmark is very high</p>	<p>HDFC NIFTY Next 50 ETF</p>	 <p>The risk of the scheme is very high</p>

# BENCHMARK AND SCHEME RISKOMETERS

NAME AND RISKOMETER OF BENCHMARK	NAME OF SCHEME(S)	RISKOMETER OF THE SCHEME(S)
<p>NIFTY50 Value 20 Index (TRI)</p>  <p><b>RISKOMETER</b></p> <p><i>The risk of the benchmark is very high</i></p>	<p>HDFC NIFTY50 VALUE 20 ETF</p>	 <p><b>RISKOMETER</b></p> <p><i>The risk of the scheme is very high</i></p>
<p>NIFTY100 Quality 30 Index (TRI)</p>  <p><b>RISKOMETER</b></p> <p><i>The risk of the benchmark is very high</i></p>	<p>HDFC NIFTY100 Quality 30 ETF</p>	 <p><b>RISKOMETER</b></p> <p><i>The risk of the scheme is very high</i></p>
<p>NIFTY Growth Sectors 15 Index (TRI)</p>  <p><b>RISKOMETER</b></p> <p><i>The risk of the benchmark is very high</i></p>	<p>HDFC NIFTY Growth Sectors 15 ETF</p>	 <p><b>RISKOMETER</b></p> <p><i>The risk of the scheme is very high</i></p>
<p>NIFTY100 Low Volatility 30 Index (TRI)</p>  <p><b>RISKOMETER</b></p> <p><i>The risk of the benchmark is very high</i></p>	<p>HDFC NIFTY100 Low Volatility 30 ETF</p>	 <p><b>RISKOMETER</b></p> <p><i>The risk of the scheme is very high</i></p>
<p>NIFTY 200 Momentum 30 Index (TRI)</p>  <p><b>RISKOMETER</b></p> <p><i>The risk of the benchmark is very high</i></p>	<p>HDFC NIFTY200 Momentum 30 ETF</p>	 <p><b>RISKOMETER</b></p> <p><i>The risk of the scheme is very high</i></p>

# BENCHMARK AND SCHEME RISKOMETERS

NAME AND RISKOMETER OF BENCHMARK	NAME OF SCHEME(S)	RISKOMETER OF THE SCHEME(S)
<p>NIFTY IT Index (TRI)</p>  <p><i>The risk of the benchmark is very high</i></p>	<p>HDFC NIFTY IT ETF</p>	 <p><i>The risk of the scheme is very high</i></p>
<p>NIFTY Private Bank Index (TRI)</p>  <p><i>The risk of the benchmark is very high</i></p>	<p>HDFC NIFTY Private Bank ETF</p>	 <p><i>The risk of the scheme is very high</i></p>
<p>NIFTY PSU Bank Index (TRI)</p>  <p><i>The risk of the benchmark is very high</i></p>	<p>HDFC NIFTY PSU BANK ETF</p>	 <p><i>The risk of the scheme is very high</i></p>

Benchmark and Scheme Riskometer as on May 31, 2026

HDFC Mutual Fund: SEBI Registration Number: MF/044/00/6