

SCHEME PERFORMANCE - REGULAR PLAN - GROWTH OPTION (RAHUL BAIJAL)

HDFC LARGE CAP FUND					NAV as at October 31, 2025		₹1159.942
Date	Period	Scheme Returns (%)	Benchmark Returns (%)#	Additional Returns (%)##	Value of ₹10,000 invested (₹)	Scheme Benchmark Returns (%)##	Additional Returns (%)##
Oct 31, 24	Last 1 Year	3.47	6.48	6.99	10,347	10,648	10,699
Oct 31, 22	Last 3 Years	15.86	14.27	12.77	15,557	14,925	14,346
Oct 30, 20	Last 5 Years	21.76	18.86	17.59	26,789	23,741	22,502
Oct 30, 15	Last 10 Years	13.44	13.77	13.53	35,325	36,382	35,630
Oct 11, 96	Since Inception	18.57	NA	13.68	1,414,326	NA	416,338

#NIFTY 100 Total Returns Index (TRI) ##BSE SENSEX Index (TRI). \$\$ All Distributions declared prior to the splitting of the Scheme into IDCW & Growth Options are assumed to be reinvested in the units of the Scheme at the then prevailing NAV (ex-distribution) NAV. This scheme is managed by Rahul Bajjal from July 29, 2022.

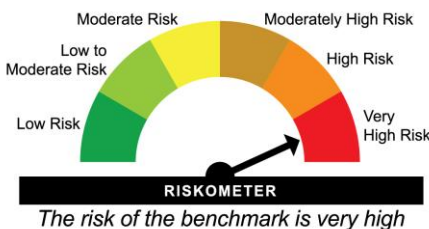
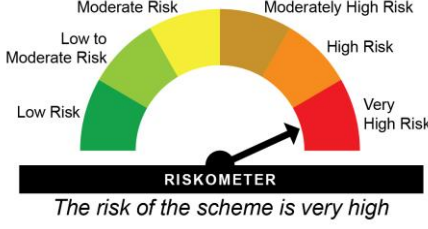
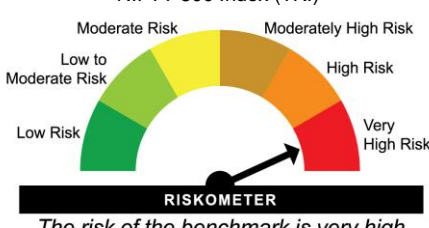
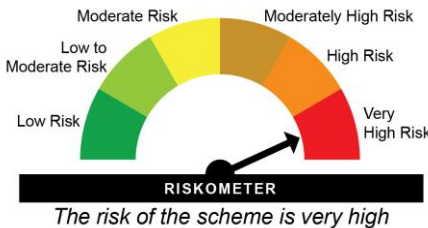
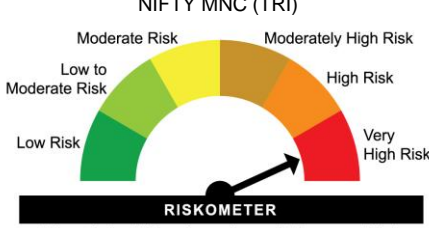
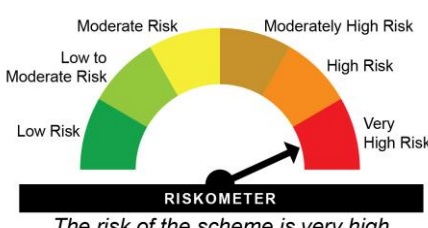
HDFC BUSINESS CYCLE FUND					NAV as at October 31, 2025		₹15.013
Date	Period	Scheme Returns (%)	Benchmark Returns (%)#	Additional Returns (%)##	Value of ₹10,000 invested (₹)	Scheme Benchmark Returns (%)##	Additional Returns (%)##
Oct 31, 24	Last 1 Year	4.69	5.56	7.59	10,469	10,556	10,759
Nov 30, 22	Since Inception	14.93	15.65	12.73	15,013	15,289	14,189

#NIFTY 500 Index (TRI) ##Nifty 50 Index (TRI). This scheme is managed by Rahul Bajjal from November 30, 2022.

HDFC MNC FUND					NAV as at October 31, 2025		₹13.739
Date	Period	Scheme Returns (%)	Benchmark Returns (%)#	Additional Returns (%)##	Value of ₹10,000 invested (₹)	Scheme Benchmark Returns (%)##	Additional Returns (%)##
Oct 31, 24	Last 1 Year	-2.16	4.73	7.59	9,784	10,473	10,759
Mar 09, 23	Since Inception	12.74	19.95	16.88	13,739	16,193	15,117

#NIFTY MNC (TRI) ##Nifty 50 Index (TRI). This scheme is managed by Rahul Bajjal from March 09, 2023.

BENCHMARK AND SCHEME RISKOMETERS

NAME AND RISKOMETER OF BENCHMARK	NAME OF SCHEME(S)	RISKOMETER OF THE SCHEME(S)
<p>NIFTY 100 Total Returns Index (TRI)</p>  <p>The risk of the benchmark is very high</p>	HDFC Large Cap Fund	 <p>The risk of the scheme is very high</p>
<p>NIFTY 500 Index (TRI)</p>  <p>The risk of the benchmark is very high</p>	HDFC Business Cycle Fund	 <p>The risk of the scheme is very high</p>
<p>NIFTY MNC (TRI)</p>  <p>The risk of the benchmark is very high</p>	HDFC MNC Fund	 <p>The risk of the scheme is very high</p>

Benchmark and Scheme Riskometer as on October 31, 2025

Past performance may or may not be sustained in future and is not a guarantee of any future returns. Returns greater than 1 year period are compounded annualized (CAGR). Different plans viz. Regular Plan and Direct Plan have a different expense structure. The expenses of the Direct Plan under the Scheme will be lower to the extent of the distribution expenses / commission charged in the Regular Plan. Load is not taken into consideration for computation of performance. Since Inception Date = Date of First allotment in the Scheme / Plan. N.A.:Not Available

MUTUAL FUND INVESTMENTS ARE SUBJECT TO MARKET RISKS, READ ALL SCHEME RELATED DOCUMENTS CAREFULLY.