

SCHEME PERFORMANCE - DIRECT PLAN - GROWTH OPTION (RAHUL BAIJAL)

HDFC LARGE CAP FUND		NAV as at July 31, 2025		₹1222.703	
Date	Period	Scheme Returns (%)	Benchmark Returns (%)#	Additional Returns (%)##	Value of ₹10,000 invested (₹) Benchmark (₹)##
Jul 31, 24	Last 1 Year	-1.84	-1.32	0.54	9,816 9,868 10,054
Jul 29, 22	Last 3 Years	17.87	14.59	13.52	16,396 15,062 14,643
Jul 31, 20	Last 5 Years	22.30	19.05	18.05	27,371 23,927 22,934
Jul 31, 15	Last 10 Years	13.17	12.71	12.56	34,480 33,103 32,670
Jan 01, 13	Since Inception	14.24	13.69	13.44	53,406 50,252 48,912

#NIFTY 100 (Total Returns Index) ##BSE SENSEX (Total Returns Index). \$\$ All Distributions declared prior to the splitting of the Scheme into IDCW & Growth Options are assumed to be reinvested in the units of the Scheme at the then prevailing NAV (ex-distribution) NAV. This scheme is managed by Rahul Baijal from July 29, 2022.

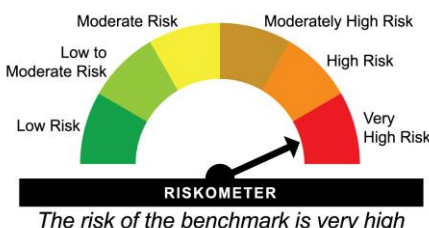
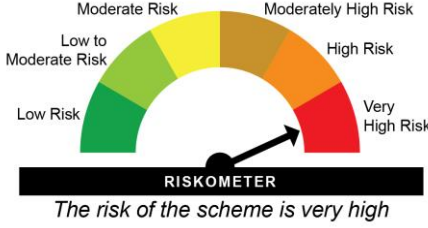
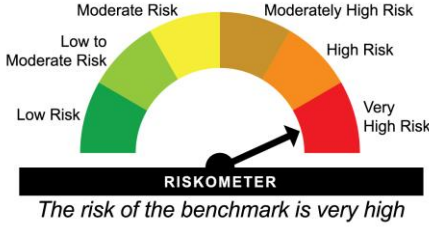

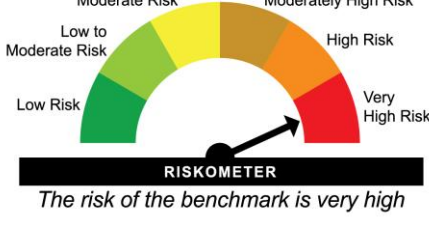
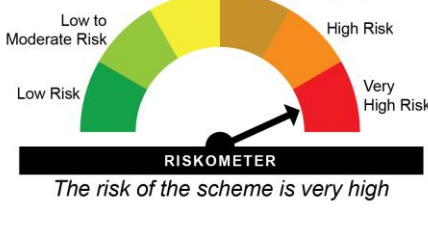
HDFC BUSINESS CYCLE FUND		NAV as at July 31, 2025		₹15.164	
Date	Period	Scheme Returns (%)	Benchmark Returns (%)#	Additional Returns (%)##	Value of ₹10,000 invested (₹) Benchmark (₹)##
Jul 31, 24	Last 1 Year	0.62	-1.63	0.54	10,062 9,837 10,054
Nov 30, 22	Since Inception	16.88	15.65	12.28	15,164 14,739 13,623

#NIFTY 500 (Total Returns Index) ##NIFTY 50 (Total Returns Index). This scheme is managed by Rahul Baijal from November 30, 2022.

HDFC MNC FUND		NAV as at July 31, 2025		₹13.717	
Date	Period	Scheme Returns (%)	Benchmark Returns (%)#	Additional Returns (%)##	Value of ₹10,000 invested (₹) Benchmark (₹)##
Jul 31, 24	Last 1 Year	-9.93	-6.93	0.54	9,007 9,307 10,054
Mar 09, 23	Since Inception	14.09	19.62	16.82	13,717 15,366 14,515

#NIFTY MNC TRI (Total Returns Index) ##NIFTY 50 (Total Returns Index). This scheme is managed by Rahul Baijal from March 09, 2023.

BENCHMARK AND SCHEME RISKOMETERS

NAME AND RISKOMETER OF BENCHMARK	NAME OF SCHEME(S)	RISKOMETER OF THE SCHEME(S)
<p>NIFTY 100 (Total Returns Index)</p>  <p>The risk of the benchmark is very high</p>	HDFC Large Cap Fund	 <p>The risk of the scheme is very high</p>
<p>NIFTY 500 (Total Returns Index)</p>  <p>The risk of the benchmark is very high</p>	HDFC Business Cycle Fund	 <p>The risk of the scheme is very high</p>
<p>NIFTY MNC TRI (Total Returns Index)</p>  <p>The risk of the benchmark is very high</p>	HDFC MNC Fund	 <p>The risk of the scheme is very high</p>

Benchmark and Scheme Riskometer as on July 31, 2025

Past performance may or may not be sustained in future and is not a guarantee of any future returns. Returns greater than 1 year period are compounded annualized (CAGR). Different plans viz. Regular Plan and Direct Plan have a different expense structure. The expenses of the Direct Plan under the Scheme will be lower to the extent of the distribution expenses / commission charged in the Regular Plan. Load is not taken into consideration for computation of performance. Since Inception Date = Date of First allotment in the Scheme / Plan. N.A.: Not Available.

MUTUAL FUND INVESTMENTS ARE SUBJECT TO MARKET RISKS, READ ALL SCHEME RELATED DOCUMENTS CAREFULLY.