

SCHEME PERFORMANCE - DIRECT PLAN - GROWTH OPTION (RAHUL BAIJAL)

HDFC LARGE CAP FUND		NAV as at March 31, 2025		₹1163.681	
Date	Period	Scheme Returns (%)	Benchmark Returns (%)#	Additional Returns (%)##	Value of ₹10,000 invested (₹) Benchmark (₹)##
Mar 31, 24	Last 1 Year	5.61	6.14	6.39	10,561 10,614 10,639
Mar 31, 22	Last 3 Years	16.48	12.11	11.17	15,811 14,081 13,731
Mar 31, 20	Last 5 Years	26.33	23.82	22.77	32,197 29,075 27,864
Mar 31, 15	Last 10 Years	12.85	12.29	12.12	33,523 31,860 31,389
Jan 01, 13	Since Inception	14.19	13.54	13.34	50,828 47,347 46,305

#NIFTY 100 (Total Returns Index) ##BSE SENSEX (Total Returns Index). \$\$ All Distributions declared prior to the splitting of the Scheme into IDCW & Growth Options are assumed to be reinvested in the units of the Scheme at the then prevailing NAV (ex-distribution) NAV. This scheme is managed by Rahul Baijal from July 29, 2022.


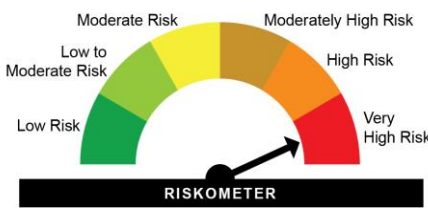
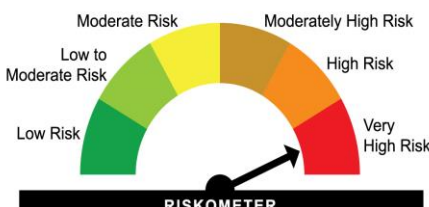
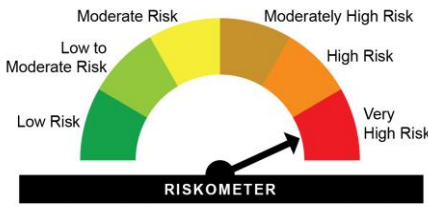
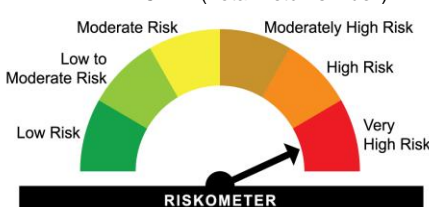
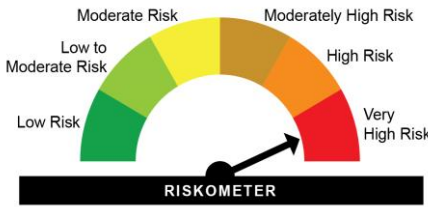
HDFC BUSINESS CYCLE FUND		NAV as at March 31, 2025		₹13.848	
Date	Period	Scheme Returns (%)	Benchmark Returns (%)#	Additional Returns (%)##	Value of ₹10,000 invested (₹) Benchmark (₹)##
Mar 31, 24	Last 1 Year	4.96	6.37	6.65	10,496 10,637 10,665
Nov 30, 22	Since Inception	14.97	14.34	11.39	13,848 13,658 12,852

#NIFTY 500 (Total Returns Index) ##NIFTY 50 (Total Returns Index). This scheme is managed by Rahul Baijal from November 30, 2022.

HDFC MNC FUND		NAV as at March 31, 2025		₹12.622	
Date	Period	Scheme Returns (%)	Benchmark Returns (%)#	Additional Returns (%)##	Value of ₹10,000 invested (₹) Benchmark (₹)##
Mar 31, 24	Last 1 Year	-0.41	2.51	6.65	9,959 10,251 10,665
Mar 09, 23	Since Inception	11.95	17.55	16.53	12,622 13,942 13,693

#NIFTY MNC TRI (Total Returns Index) ##NIFTY 50 (Total Returns Index). This scheme is managed by Rahul Baijal from March 09, 2023.

BENCHMARK AND SCHEME RISKOMETERS

NAME AND RISKOMETER OF BENCHMARK	NAME OF SCHEME(S)	RISKOMETER OF THE SCHEME(S)
<p>NIFTY 100 (Total Returns Index)</p>  <p>The risk of the benchmark is very high</p>	HDFC Large Cap Fund	 <p>The risk of the scheme is very high</p>
<p>NIFTY 500 (Total Returns Index)</p>  <p>The risk of the benchmark is very high</p>	HDFC Business Cycle Fund	 <p>The risk of the scheme is very high</p>
<p>NIFTY MNC TRI (Total Returns Index)</p>  <p>The risk of the benchmark is very high</p>	HDFC MNC Fund	 <p>The risk of the scheme is very high</p>

Benchmark and Scheme Riskometer as on March 31, 2025

Past performance may or may not be sustained in future and is not a guarantee of any future returns. Returns greater than 1 year period are compounded annualized (CAGR). Different plans viz. Regular Plan and Direct Plan have a different expense structure. The expenses of the Direct Plan under the Scheme will be lower to the extent of the distribution expenses / commission charged in the Regular Plan. Load is not taken into consideration for computation of performance. Since Inception Date = Date of First allotment in the Scheme / Plan. N.A.: Not Available.

MUTUAL FUND INVESTMENTS ARE SUBJECT TO MARKET RISKS, READ ALL SCHEME RELATED DOCUMENTS CAREFULLY.