

Benefits of Systematic Investment Plan (SIP) - SIP Performance of Select Schemes - Fund Manager-wise

The Fund offers flexible and convenient Systematic Investment Plan (SIP) facility. To illustrate the advantages of SIP investments, this is how your investments would have grown if you had invested say ₹10,000 systematically on the first Business Day of every month over a period of time.

GOPAL AGRAWAL

HDFC LARGE AND MID CAP FUND

SIP PERFORMANCE - Regular plan - Growth Option

	Since Inception SIP	15 year SIP	10 year SIP	5 year SIP	3 year SIP	1 year SIP
Total Amount Invested (₹. in Lacs)	37.80	18.00	12.00	6.00	3.60	1.20
Market Value as on July 31, 2025 (₹. in Lacs) \$\$	612.76	65.58	30.58	10.12	4.74	1.24
Returns (%) \$\$	14.40	15.71	17.80	21.06	18.80	5.60
Benchmark Returns (%) #	N.A.	16.65	17.58	19.10	17.87	5.96
Additional Benchmark Returns (%) ##	13.76	13.42	14.24	13.36	11.99	4.86

Past performance may or may not be sustained in future and is not a guarantee of any future returns.

#NIFTY Large Midcap 250 (Total Return Index) ##BSE SENSEX (Total Returns Index). \$\$ All Distributions declared prior to the splitting of the Scheme into IDCW & Growth Options are assumed to be reinvested in the units of the Scheme at the then prevailing NAV (Distribution NAV). § Name changed from HDFC Growth Opportunities Fund w.e.f. June 28, 2021. This scheme is managed by Gopal Agrawal from July 16, 2020.

Inception Date: February 18, 1994

HDFC DIVIDEND YIELD FUND

SIP PERFORMANCE - Regular plan - Growth Option

	Since Inception SIP	3 year SIP	1 year SIP
Total Amount Invested (₹. in Lacs)	5.60	3.60	1.20
Market Value as on July 31, 2025 (₹. in Lacs)	8.52	4.57	1.21
Returns (%)	18.13	16.16	1.88
Benchmark Returns (%) #	15.64	15.65	4.92
Additional Benchmark Returns (%) ##	13.23	13.08	5.54

Past performance may or may not be sustained in future and is not a guarantee of any future returns.

#NIFTY 500 (Total Returns Index) ##NIFTY 50 (Total Returns Index). This scheme is managed by Gopal Agrawal from December 18, 2020.

Inception Date: December 18, 2020

HDFC MULTI CAP FUND

SIP PERFORMANCE - Regular plan - Growth Option

	Since Inception SIP	3 year SIP	1 year SIP
Total Amount Invested (₹. in Lacs)	4.40	3.60	1.20
Market Value as on July 31, 2025 (₹. in Lacs)	6.27	4.74	1.23
Returns (%)	19.66	18.67	4.17
Benchmark Returns (%) #	17.80	17.89	5.43
Additional Benchmark Returns (%) ##	13.11	13.08	5.54

Past performance may or may not be sustained in future and is not a guarantee of any future returns.

#NIFTY500 Multicap 50:25:25 (Total Returns Index) ##NIFTY 50 (Total Returns Index). This scheme is managed by Gopal Agrawal from December 10, 2021.

Inception Date: December 10, 2021

N.A. Not Available

Assuming ₹10,000 invested systematically on the first Business Day of every month over a period of time.

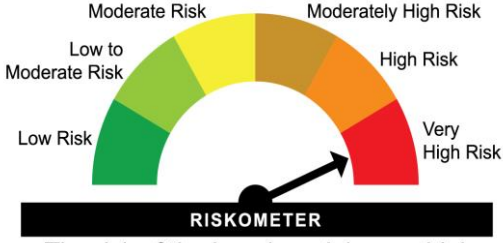

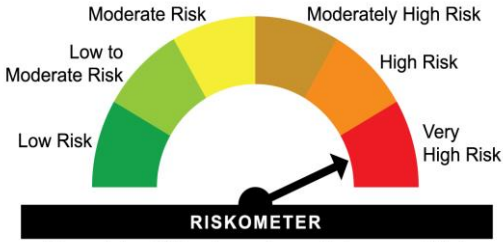
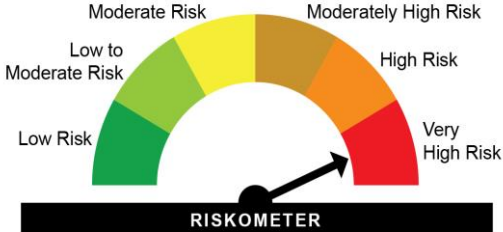
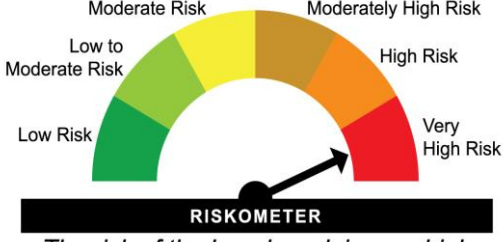

CAGR returns are computed after accounting for the cash flow by using XIRR method (investment internal rate of return) for Regular Plan - Growth Option.

Load is not taken into consideration for computation of performance. Since Inception Date = Date of First allotment in the Scheme / Plan.

Disclaimer: The above investment simulation is for illustrative purposes only and should not be construed as a promise on minimum returns and safeguard of capital. The AMC / Mutual Fund is not guaranteeing or promising or forecasting any returns. SIP does not assure a profit or guarantee protection against a loss in a declining market.

Please refer SIP Enrolment Form or contact nearest ISC for SIP Load Structure and other details.

BENCHMARK AND SCHEME RISKOMETERS

NAME AND RISKOMETER OF BENCHMARK	NAME OF SCHEME(S)	RISKOMETER OF THE SCHEME(S)
<p>NIFTY Large Midcap 250 (Total Return Index)</p>  <p>RISKOMETER</p> <p><i>The risk of the benchmark is very high</i></p>	<p>HDFC Large and Mid Cap Fund</p>	 <p>RISKOMETER</p> <p><i>The risk of the scheme is very high</i></p>
<p>NIFTY 500 (Total Returns Index)</p>  <p>RISKOMETER</p> <p><i>The risk of the benchmark is very high</i></p>	<p>HDFC Dividend Yield Fund</p>	 <p>RISKOMETER</p> <p><i>The risk of the scheme is very high</i></p>
<p>NIFTY500 Multicap 50:25:25 (Total Returns Index)</p>  <p>RISKOMETER</p> <p><i>The risk of the benchmark is very high</i></p>	<p>HDFC Multi Cap Fund</p>	 <p>RISKOMETER</p> <p><i>The risk of the scheme is very high</i></p>

Benchmark and Scheme Riskometer as on July 31, 2025