


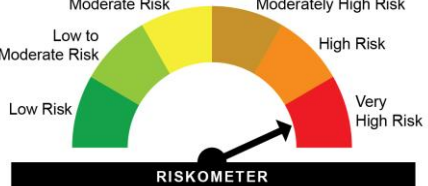




SCHEME PERFORMANCE - DIRECT PLAN - GROWTH OPTION (GOPAL AGRAWAL)

HDFC LARGE AND MID CAP FUND			NAV as at July 31, 2025			₹354.585		
Date	Period	Scheme Returns (%)	Benchmark Returns (%)#	Additional Returns (%)##	Value of ₹10,000 invested			
					Scheme Benchmark (₹)	Benchmark Additional (₹)#	Benchmark Additional (₹)##	
Jul 31, 24	Last 1 Year	-1.28	-1.40	0.54	9,872	9,860	10,054	
Jul 29, 22	Last 3 Years	22.37	19.70	13.52	18,354	17,178	14,643	
Jul 31, 20	Last 5 Years	28.14	24.76	18.05	34,571	30,245	22,934	
Jul 31, 15	Last 10 Years	14.30	15.35	12.56	38,108	41,768	32,670	
Jan 01, 13	Since Inception	14.16	16.48	13.44	52,981	68,185	48,912	
#NIFTY Large Midcap 250 (Total Return Index) ##BSE SENSEX (Total Returns Index). \$\$ All Distributions declared prior to the splitting of the Scheme into IDCW & Growth Options are assumed to be reinvested in the units of the Scheme at the then prevailing NAV (ex-distribution) NAV. As TRI data is not available since inception of the scheme, additional benchmark performance is calculated using composite CAGR of S&P BSE Sensex PRI values from Feb 18, 94 to Aug 18, 96 and TRI values since Aug 19, 96. € HDFC Growth Opportunities Fund has been renamed as HDFC Large and Mid Cap Fund w.e.f. June 28, 2021. This scheme is managed by Gopal Agrawal from July 16, 2020.								

HDFC DIVIDEND YIELD FUND				NAV as at July 31, 2025		₹26.322	
Date	Period	Scheme Returns (%)	Benchmark Returns (%)#	Additional Returns (%)##	Value of ₹10,000 invested (₹)#	Scheme Benchmark (₹)##	Additional Benchmark (₹)##
Jul 31, 24	Last 1 Year	-4.23	-1.63	0.54	9,577	9,837	10,054
Jul 29, 22	Last 3 Years	21.26	17.10	14.29	17,858	16,078	14,946
Dec 18, 20	Since Inception	23.31	17.63	14.96	26,322	21,170	19,037
#NIFTY 500 (Total Returns Index) ##NIFTY 50 (Total Returns Index). This scheme is managed by Gopal Agrawal from December 18, 2020.							

HDFC MULTI CAP FUND			NAV as at July 31, 2025			₹19.645		
Date	Period	Scheme Returns (%)	Benchmark Returns (%)#	Additional Returns (%)##	Value of ₹10,000 invested (₹)#	Scheme Benchmark (₹)#	Additional Benchmark (₹)##	
Jul 31, 24	Last 1 Year	-2.91	-1.86	0.54	9,709	9,814	10,054	
Jul 29, 22	Last 3 Years	24.10	20.00	14.29	19,145	17,305	14,946	
Dec 10, 21	Since Inception	20.38	14.91	11.35	19,645	16,588	14,789	
#NIFTY500 Multicap 50:25:25 (Total Returns Index) ##NIFTY 50 (Total Returns Index). This scheme is managed by Gopal Agrawal from December 10, 2021.								

BENCHMARK AND SCHEME RISKOMETERS

NAME AND RISKOMETER OF BENCHMARK	NAME OF SCHEME(S)	RISKOMETER OF THE SCHEME(S)
<p>NIFTY Large Midcap 250 (Total Return Index)</p>  <p>The risk of the benchmark is very high</p>	HDFC Large and Mid Cap Fund	 <p>The risk of the scheme is very high</p>
<p>NIFTY 500 (Total Returns Index)</p>  <p>The risk of the benchmark is very high</p>	HDFC Dividend Yield Fund	 <p>The risk of the scheme is very high</p>
<p>NIFTY500 Multicap 50:25:25 (Total Returns Index)</p>  <p>The risk of the benchmark is very high</p>	HDFC Multi Cap Fund	 <p>The risk of the scheme is very high</p>

Benchmark and Scheme Riskometer as on July 31, 2025

Past performance may or may not be sustained in future and is not a guarantee of any future returns. Returns greater than 1 year period are compounded annualized (CAGR). Different plans viz. Regular Plan and Direct Plan have a different expense structure. The expenses of the Direct Plan under the Scheme will be lower to the extent of the distribution expenses / commission charged in the Regular Plan. Load is not taken into consideration for computation of performance. Since Inception Date = Date of First allotment in the Scheme / Plan. N.A.: Not Available.

MUTUAL FUND INVESTMENTS ARE SUBJECT TO MARKET RISKS, READ ALL SCHEME RELATED DOCUMENTS CAREFULLY.