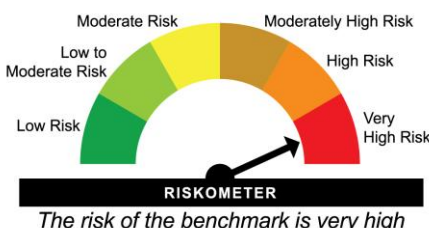
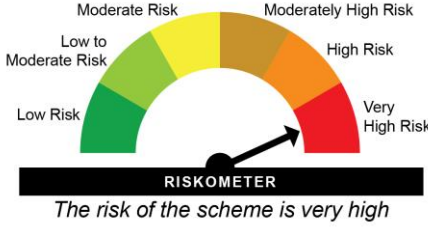
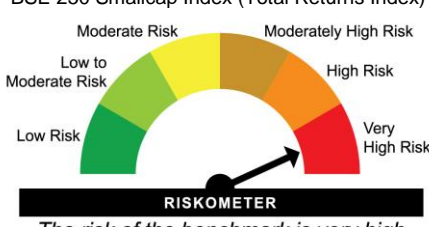
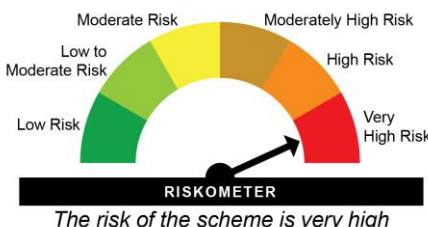


SCHEME PERFORMANCE - DIRECT PLAN - GROWTH OPTION (CHIRAG SETALVAD)

HDFC MID CAP FUND		NAV as at July 31, 2025		₹213.543	
Date	Period	Scheme Returns (%)	Benchmark Returns (%)#	Additional Returns (%)##	Value of ₹10,000 invested (₹)#
Jul 31, 24	Last 1 Year	2.29	-1.74	0.54	10,229
Jul 29, 22	Last 3 Years	28.49	24.71	14.29	21,256
Jul 31, 20	Last 5 Years	32.22	30.42	18.88	40,446
Jul 31, 15	Last 10 Years	18.30	17.78	12.60	53,746
Jan 01, 13	Since Inception	21.30	19.03	13.38	113,593
#NIFTY Midcap 150 Index (Total Returns Index) ##NIFTY 50 (Total Returns Index). This scheme is managed by Chirag Setalvad from June 25, 2007.					

HDFC SMALL CAP FUND		NAV as at July 31, 2025		₹160.713	
Date	Period	Scheme Returns (%)	Benchmark Returns (%)#	Additional Returns (%)##	Value of ₹10,000 invested (₹)#
Jul 31, 24	Last 1 Year	2.26	-4.54	0.54	10,226
Jul 29, 22	Last 3 Years	26.88	24.95	14.29	20,465
Jul 31, 20	Last 5 Years	34.37	32.09	18.88	43,842
Jul 31, 15	Last 10 Years	19.27	15.15	12.60	58,333
Jan 01, 13	Since Inception	20.17	14.94	13.38	101,020
#BSE 250 Smallcap Index (Total Returns Index) ##NIFTY 50 (Total Returns Index). This scheme is managed by Chirag Setalvad from June 28, 2014.					

BENCHMARK AND SCHEME RISKOMETERS

NAME AND RISKOMETER OF BENCHMARK	NAME OF SCHEME(S)	RISKOMETER OF THE SCHEME(S)
<p>NIFTY Midcap 150 Index (Total Returns Index)</p>  <p>The risk of the benchmark is very high</p>	HDFC Mid Cap Fund	 <p>The risk of the scheme is very high</p>
<p>BSE 250 Smallcap Index (Total Returns Index)</p>  <p>The risk of the benchmark is very high</p>	HDFC Small Cap Fund	 <p>The risk of the scheme is very high</p>

Benchmark and Scheme Riskometer as on July 31, 2025

Past performance may or may not be sustained in future and is not a guarantee of any future returns. Returns greater than 1 year period are compounded annualized (CAGR). Different plans viz. Regular Plan and Direct Plan have a different expense structure. The expenses of the Direct Plan under the Scheme will be lower to the extent of the distribution expenses / commission charged in the Regular Plan. Load is not taken into consideration for computation of performance. Since Inception Date = Date of First allotment in the Scheme / Plan. N.A.: Not Available.

MUTUAL FUND INVESTMENTS ARE SUBJECT TO MARKET RISKS, READ ALL SCHEME RELATED DOCUMENTS CAREFULLY.