

## Benefits of Systematic Investment Plan (SIP) - SIP Performance of Select Schemes - Fund Manager-wise

The Fund offers flexible and convenient Systematic Investment Plan (SIP) facility. To illustrate the advantages of SIP investments, this is how your investments would have grown if you had invested say ₹10,000 systematically on the first Business Day of every month over a period of time.

### CO - MANAGED BY ARUN AGARWAL & NANDITA MENEZES

#### HDFC BSE 500 INDEX FUND

##### SIP PERFORMANCE - Regular plan - Growth Option

	Since Inception SIP	1 year SIP
Total Amount Invested (₹. in Lacs)	2.80	1.20
Market Value as on July 31, 2025 (₹. in Lacs)	3.23	1.22
<b>Returns (%)</b>	<b>12.30</b>	<b>3.55</b>
Benchmark Returns (%) #	13.70	4.58
Additional Benchmark Returns (%) ##	12.01	5.54

**Past performance may or may not be sustained in future and is not a guarantee of any future returns.**

#BSE 500 Total Returns Index ##NIFTY 50 (Total Returns Index). This scheme is managed by Arun Agarwal from April 21, 2023 & Nandita Menezes from March 29, 2025.

Inception Date: April 21, 2023

#### HDFC GOLD ETF FUND OF FUND

##### SIP PERFORMANCE - Regular plan - Growth Option

	Since Inception SIP	10 year SIP	5 year SIP	3 year SIP	1 year SIP
Total Amount Invested (₹. in Lacs)	16.50	12.00	6.00	3.60	1.20
Market Value as on July 31, 2025 (₹. in Lacs)	40.30	27.07	9.90	5.32	1.43
<b>Returns (%)</b>	<b>12.13</b>	<b>15.54</b>	<b>20.13</b>	<b>27.06</b>	<b>37.70</b>
Benchmark Returns (%) #	13.47	16.84	21.56	28.79	40.04
Additional Benchmark Returns (%) ##	N.A.	N.A.	N.A.	N.A.	N.A.

**Past performance may or may not be sustained in future and is not a guarantee of any future returns.**

#Domestic Price of Physical Gold. This scheme is managed by Nandita Menezes from March 29, 2025 & Arun Agarwal from February 15, 2023.

Inception Date: November 01, 2011

#### HDFC NIFTY100 LOW VOLATILITY 30 INDEX FUND

##### SIP PERFORMANCE - Regular plan - Growth Option

	Since Inception SIP	1 year SIP
Total Amount Invested (₹. in Lacs)	1.30	1.20
Market Value as on July 31, 2025 (₹. in Lacs)	1.33	1.23
<b>Returns (%)</b>	<b>4.04</b>	<b>4.30</b>
Benchmark Returns (%) #	5.10	5.38
Additional Benchmark Returns (%) ##	5.18	5.54

**Past performance may or may not be sustained in future and is not a guarantee of any future returns.**

#NIFTY100 Low Volatility 30 (TRI) ##NIFTY 50 (Total Returns Index). This scheme is managed by Nandita Menezes from March 29, 2025 & Arun Agarwal from July 10, 2024.

Inception Date: July 10, 2024

N.A. Not Available

Assuming ₹10,000 invested systematically on the first Business Day of every month over a period of time.

CAGR returns are computed after accounting for the cash flow by using XIRR method (investment internal rate of return) for Regular Plan - Growth Option.

Load is not taken into consideration for computation of performance. Since Inception Date = Date of First allotment in the Scheme / Plan.

**Disclaimer:** The above investment simulation is for illustrative purposes only and should not be construed as a promise on minimum returns and safeguard of capital. The AMC / Mutual Fund is not guaranteeing or promising or forecasting any returns. SIP does not assure a profit or guarantee protection against a loss in a declining market.

**Please refer SIP Enrolment Form or contact nearest ISC for SIP Load Structure and other details.**

**HDFC NIFTY MIDCAP 150 INDEX FUND****SIP PERFORMANCE - Regular plan - Growth Option**

	Since Inception SIP	1 year SIP
Total Amount Invested (₹. in Lacs)	2.80	1.20
Market Value as on July 31, 2025 (₹. in Lacs)	3.43	1.24
<b>Returns (%)</b>	<b>17.70</b>	<b>6.45</b>
Benchmark Returns (%) #	<b>19.04</b>	<b>7.38</b>
Additional Benchmark Returns (%) ##	<b>12.01</b>	<b>5.54</b>

**Past performance may or may not be sustained in future and is not a guarantee of any future returns.**

#NIFTY Midcap 150 (Total Returns Index) ##NIFTY 50 (Total Returns Index). This scheme is managed by Arun Agarwal from April 21, 2023 & Nandita Menezes from March 29, 2025.

Inception Date: April 21, 2023

**HDFC NIFTY 100 EQUAL WEIGHT INDEX FUND****SIP PERFORMANCE - Regular plan - Growth Option**

	Since Inception SIP	3 year SIP	1 year SIP
Total Amount Invested (₹. in Lacs)	4.20	3.60	1.20
Market Value as on July 31, 2025 (₹. in Lacs)	5.53	4.55	1.21
<b>Returns (%)</b>	<b>15.95</b>	<b>15.87</b>	<b>2.08</b>
Benchmark Returns (%) #	<b>17.17</b>	<b>17.06</b>	<b>2.95</b>
Additional Benchmark Returns (%) ##	<b>13.36</b>	<b>13.08</b>	<b>5.54</b>

**Past performance may or may not be sustained in future and is not a guarantee of any future returns.**

#NIFTY100 Equal Weight (Total Returns Index) ##NIFTY 50 (Total Returns Index). This scheme is managed by Nandita Menezes from March 29, 2025 & Arun Agarwal from March 4, 2022.

Inception Date: February 23, 2022

**HDFC NIFTY 50 INDEX FUND****SIP PERFORMANCE - Regular plan - Growth Option**

	Since Inception SIP	15 year SIP	10 year SIP	5 year SIP	3 year SIP	1 year SIP
Total Amount Invested (₹. in Lacs)	27.70	18.00	12.00	6.00	3.60	1.20
Market Value as on July 31, 2025 (₹. in Lacs)	153.11	51.46	24.74	8.45	4.34	1.23
<b>Returns (%)</b>	<b>12.87</b>	<b>12.91</b>	<b>13.86</b>	<b>13.68</b>	<b>12.60</b>	<b>5.14</b>
Benchmark Returns (%) #	<b>14.34</b>	<b>13.48</b>	<b>14.42</b>	<b>14.19</b>	<b>13.08</b>	<b>5.54</b>
Additional Benchmark Returns (%) ##	<b>14.54</b>	<b>13.42</b>	<b>14.24</b>	<b>13.36</b>	<b>11.99</b>	<b>4.86</b>

**Past performance may or may not be sustained in future and is not a guarantee of any future returns.**

#NIFTY 50 (Total Returns Index) ##BSE SENSEX (Total Returns Index). This scheme is managed by Nandita Menezes from March 29, 2025 & Arun Agarwal from August 24, 2020.

Inception Date: July 17, 2002

N.A. Not Available

CAGR returns are computed after accounting for the cash flow by using XIRR method (investment internal rate of return) for Regular Plan - Growth Option.

Load is not taken into consideration for computation of performance. Since Inception Date = Date of First allotment in the Scheme / Plan.

**Disclaimer:** The above investment simulation is for illustrative purposes only and should not be construed as a promise on minimum returns and safeguard of capital. The AMC / Mutual Fund is not guaranteeing or promising or forecasting any returns. SIP does not assure a profit or guarantee protection against a loss in a declining market.

**Please refer SIP Enrolment Form or contact nearest ISC for SIP Load Structure and other details.**

**HDFC NIFTY 100 INDEX FUND****SIP PERFORMANCE - Regular plan - Growth Option**

	Since Inception SIP	3 year SIP	1 year SIP
Total Amount Invested (₹. in Lacs)	4.20	3.60	1.20
Market Value as on July 31, 2025 (₹. in Lacs)	5.25	4.35	1.22
<b>Returns (%)</b>	<b>12.85</b>	<b>12.69</b>	<b>3.57</b>
Benchmark Returns (%) #	13.85	13.66	4.33
Additional Benchmark Returns (%) ##	13.36	13.08	5.54

**Past performance may or may not be sustained in future and is not a guarantee of any future returns.**

#NIFTY 100 (Total Returns Index) ##NIFTY 50 (Total Returns Index). This scheme is managed by Nandita Menezes from March 29, 2025 & Arun Agarwal from March 4, 2022.

Inception Date: February 23, 2022

**HDFC NIFTY50 EQUAL WEIGHT INDEX FUND****SIP PERFORMANCE - Regular plan - Growth Option**

	Since Inception SIP	3 year SIP	1 year SIP
Total Amount Invested (₹. in Lacs)	4.80	3.60	1.20
Market Value as on July 31, 2025 (₹. in Lacs)	6.43	4.47	1.22
<b>Returns (%)</b>	<b>14.72</b>	<b>14.62</b>	<b>3.31</b>
Benchmark Returns (%) #	15.87	15.75	4.27
Additional Benchmark Returns (%) ##	12.79	13.08	5.54

**Past performance may or may not be sustained in future and is not a guarantee of any future returns.**

#NIFTY50 Equal Weight (Total Returns Index) ##NIFTY 50 (Total Returns Index). This scheme is managed by Nandita Menezes from March 29, 2025 & Arun Agarwal from February 01, 2022.

Inception Date: August 20, 2021

**HDFC NIFTY NEXT 50 INDEX FUND****SIP PERFORMANCE - Regular plan - Growth Option**

	Since Inception SIP	3 year SIP	1 year SIP
Total Amount Invested (₹. in Lacs)	4.50	3.60	1.20
Market Value as on July 31, 2025 (₹. in Lacs)	6.08	4.62	1.19
<b>Returns (%)</b>	<b>16.26</b>	<b>16.89</b>	<b>-2.00</b>
Benchmark Returns (%) #	17.44	18.09	-1.13
Additional Benchmark Returns (%) ##	13.01	13.08	5.54

**Past performance may or may not be sustained in future and is not a guarantee of any future returns.**

#NIFTY Next 50 (Total Returns Index) ##NIFTY 50 (Total Returns Index). This scheme is managed by Nandita Menezes from March 29, 2025 & Arun Agarwal from February 01, 2022.

Inception Date: November 03, 2021

N.A. Not Available

CAGR returns are computed after accounting for the cash flow by using XIRR method (investment internal rate of return) for Regular Plan - Growth Option. Load is not taken into consideration for computation of performance. Since Inception Date = Date of First allotment in the Scheme / Plan.

**Disclaimer:** The above investment simulation is for illustrative purposes only and should not be construed as a promise on minimum returns and safeguard of capital. The AMC / Mutual Fund is not guaranteeing or promising or forecasting any returns. SIP does not assure a profit or guarantee protection against a loss in a declining market.

**Please refer SIP Enrolment Form or contact nearest ISC for SIP Load Structure and other details.**

**HDFC NIFTY SMALLCAP 250 INDEX FUND****SIP PERFORMANCE - Regular plan - Growth Option**

	Since Inception SIP	1 year SIP
Total Amount Invested (₹. in Lacs)	2.80	1.20
Market Value as on July 31, 2025 (₹. in Lacs)	3.39	1.23
<b>Returns (%)</b>	<b>16.58</b>	<b>4.08</b>
Benchmark Returns (%) #	<b>18.07</b>	<b>5.00</b>
Additional Benchmark Returns (%) ##	<b>12.01</b>	<b>5.54</b>

**Past performance may or may not be sustained in future and is not a guarantee of any future returns.**

#NIFTY Smallcap 250 (Total Returns Index) ##NIFTY 50 (Total Returns Index). This scheme is managed by Arun Agarwal from April 21, 2023 & Nandita Menezes from March 29, 2025.

Inception Date: April 21, 2023

**HDFC BSE SENSEX INDEX FUND****SIP PERFORMANCE - Regular plan - Growth Option**

	Since Inception SIP	15 year SIP	10 year SIP	5 year SIP	3 year SIP	1 year SIP
Total Amount Invested (₹. in Lacs)	27.70	18.00	12.00	6.00	3.60	1.20
Market Value as on July 31, 2025 (₹. in Lacs)	155.26	51.16	24.52	8.28	4.28	1.23
<b>Returns (%)</b>	<b>12.97</b>	<b>12.84</b>	<b>13.69</b>	<b>12.87</b>	<b>11.52</b>	<b>4.45</b>
Benchmark Returns (%) #	<b>14.54</b>	<b>13.42</b>	<b>14.24</b>	<b>13.36</b>	<b>11.99</b>	<b>4.86</b>
Additional Benchmark Returns (%) ##	<b>14.34</b>	<b>13.48</b>	<b>14.42</b>	<b>14.19</b>	<b>13.08</b>	<b>5.54</b>

**Past performance may or may not be sustained in future and is not a guarantee of any future returns.**

#BSE SENSEX (Total Returns Index) ##NIFTY 50 (Total Returns Index). This scheme is managed by Nandita Menezes from March 29, 2025 & Arun Agarwal from August 24, 2020.

Inception Date: July 17, 2002

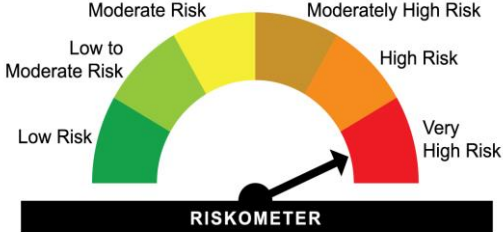
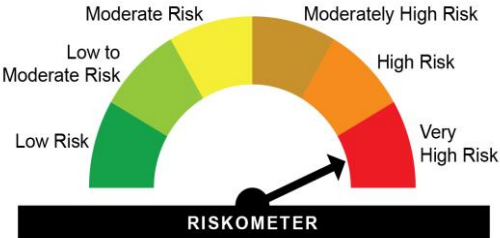
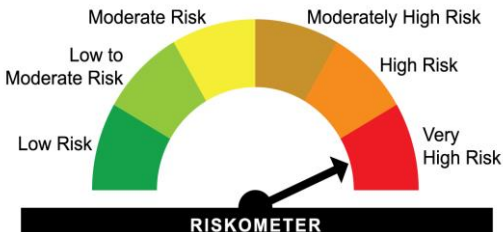
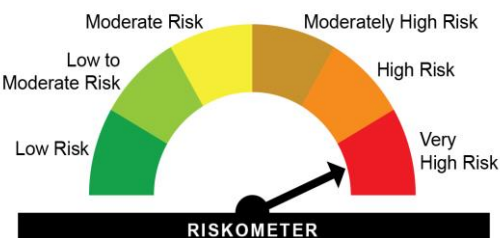

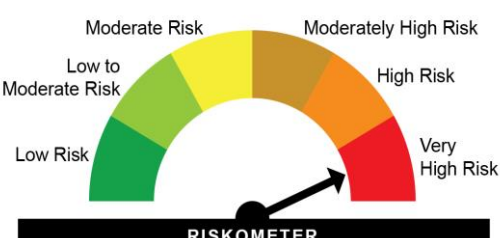
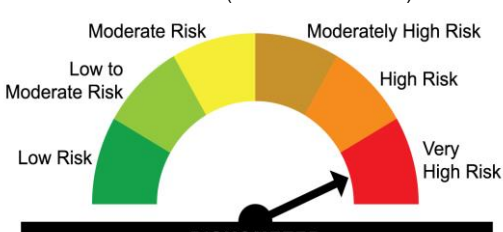
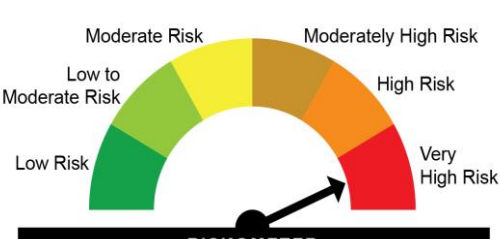
CAGR returns are computed after accounting for the cash flow by using XIRR method (investment internal rate of return) for Regular Plan - Growth Option. Load is not taken into consideration for computation of performance. Since Inception Date = Date of First allotment in the Scheme / Plan.

**Disclaimer:** The above investment simulation is for illustrative purposes only and should not be construed as a promise on minimum returns and safeguard of capital. The AMC / Mutual Fund is not guaranteeing or promising or forecasting any returns. SIP does not assure a profit or guarantee protection against a loss in a declining market.

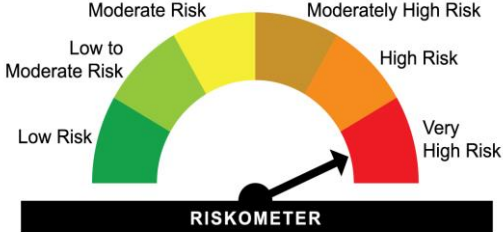
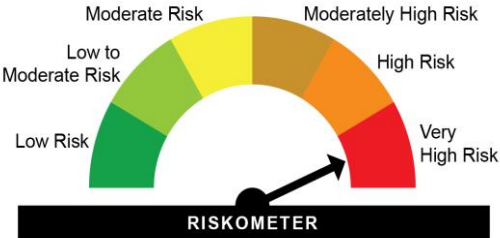
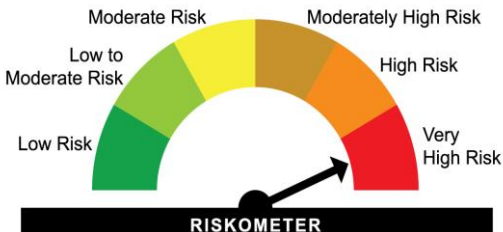
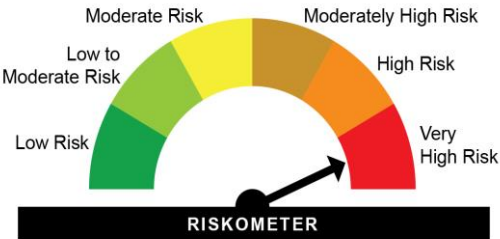
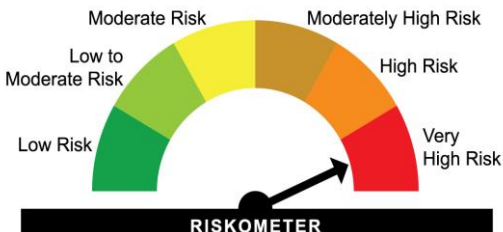
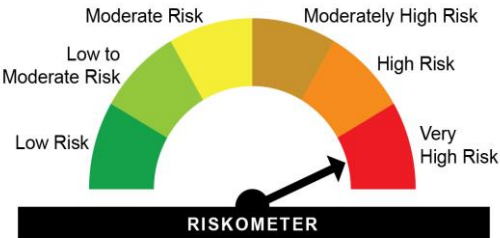

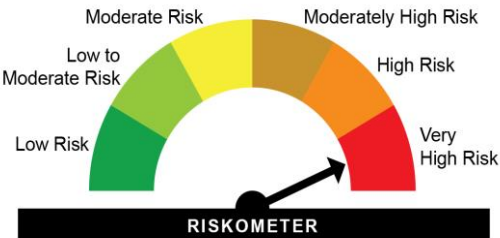
**Please refer SIP Enrolment Form or contact nearest ISC for SIP Load Structure and other details.**

N.A. Not Available

## BENCHMARK AND SCHEME RISKOMETERS

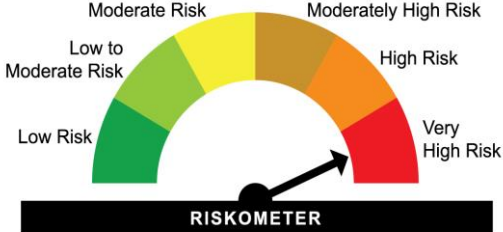
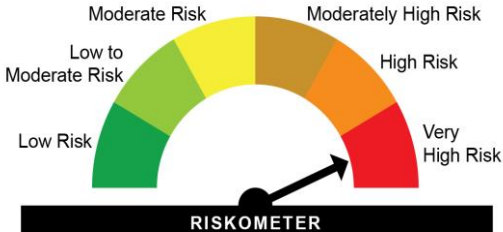
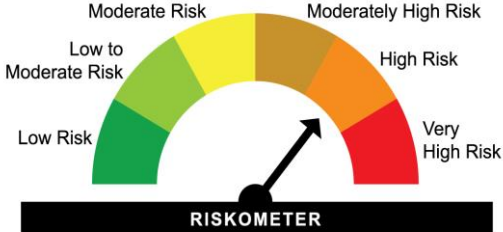
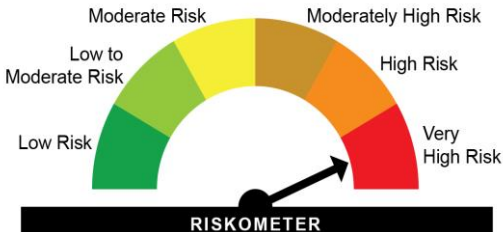
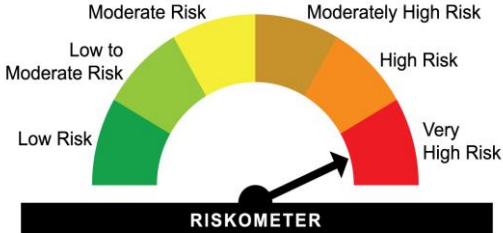
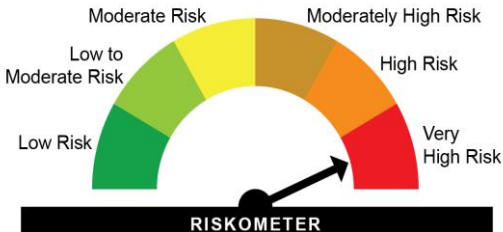
NAME AND RISKOMETER OF BENCHMARK	NAME OF SCHEME(S)	RISKOMETER OF THE SCHEME(S)
<p>NIFTY Smallcap 250 (Total Returns Index)</p>  <p><b>RISKOMETER</b></p> <p><i>The risk of the benchmark is very high</i></p>	<p>HDFC NIFTY Smallcap 250 Index Fund</p>	 <p><b>RISKOMETER</b></p> <p><i>The risk of the scheme is very high</i></p>
<p>BSE 500 Total Returns Index</p>  <p><b>RISKOMETER</b></p> <p><i>The risk of the benchmark is very high</i></p>	<p>HDFC BSE 500 Index Fund</p>	 <p><b>RISKOMETER</b></p> <p><i>The risk of the scheme is very high</i></p>
<p>NIFTY 50 (Total Returns Index)</p>  <p><b>RISKOMETER</b></p> <p><i>The risk of the benchmark is very high</i></p>	<p>HDFC Nifty 50 Index Fund</p>	 <p><b>RISKOMETER</b></p> <p><i>The risk of the scheme is very high</i></p>
<p>BSE SENSEX (Total Returns Index)</p>  <p><b>RISKOMETER</b></p> <p><i>The risk of the benchmark is very high</i></p>	<p>HDFC BSE Sensex Index Fund</p>	 <p><b>RISKOMETER</b></p> <p><i>The risk of the scheme is very high</i></p>

## BENCHMARK AND SCHEME RISKOMETERS

NAME AND RISKOMETER OF BENCHMARK	NAME OF SCHEME(S)	RISKOMETER OF THE SCHEME(S)
<p>NIFTY 100 (Total Returns Index)</p>  <p><b>RISKOMETER</b></p> <p><i>The risk of the benchmark is very high</i></p>	<p>HDFC NIFTY 100 Index Fund</p>	 <p><b>RISKOMETER</b></p> <p><i>The risk of the scheme is very high</i></p>
<p>NIFTY50 Equal Weight (Total Returns Index)</p>  <p><b>RISKOMETER</b></p> <p><i>The risk of the benchmark is very high</i></p>	<p>HDFC NIFTY50 Equal Weight Index Fund</p>	 <p><b>RISKOMETER</b></p> <p><i>The risk of the scheme is very high</i></p>
<p>NIFTY100 Equal Weight (Total Returns Index)</p>  <p><b>RISKOMETER</b></p> <p><i>The risk of the benchmark is very high</i></p>	<p>HDFC NIFTY 100 Equal Weight Index Fund</p>	 <p><b>RISKOMETER</b></p> <p><i>The risk of the scheme is very high</i></p>
<p>NIFTY Next 50 (Total Returns Index)</p>  <p><b>RISKOMETER</b></p> <p><i>The risk of the benchmark is very high</i></p>	<p>HDFC NIFTY Next 50 Index Fund</p>	 <p><b>RISKOMETER</b></p> <p><i>The risk of the scheme is very high</i></p>



## BENCHMARK AND SCHEME RISKOMETERS

NAME AND RISKOMETER OF BENCHMARK	NAME OF SCHEME(S)	RISKOMETER OF THE SCHEME(S)
<p>NIFTY Midcap 150 (Total Returns Index)</p>  <p><b>RISKOMETER</b></p> <p><i>The risk of the benchmark is very high</i></p>	<p>HDFC NIFTY Midcap 150 Index Fund</p>	 <p><b>RISKOMETER</b></p> <p><i>The risk of the scheme is very high</i></p>
<p>Domestic Price of Physical Gold</p>  <p><b>RISKOMETER</b></p> <p><i>The risk of the benchmark is high</i></p>	<p>HDFC Gold ETF Fund of Fund</p>	 <p><b>RISKOMETER</b></p> <p><i>The risk of the scheme is very high</i></p>
<p>NIFTY100 Low Volatility 30 (TRI)</p>  <p><b>RISKOMETER</b></p> <p><i>The risk of the benchmark is very high</i></p>	<p>HDFC NIFTY100 Low Volatility 30 Index Fund</p>	 <p><b>RISKOMETER</b></p> <p><i>The risk of the scheme is very high</i></p>

Benchmark and Scheme Riskometer as on July 31, 2025