

SCHEME PERFORMANCE - REGULAR PLAN - GROWTH OPTION (ARUN AGARWAL & NANDITA MENEZES)

HDFC BSE 500 INDEX FUND		NAV as at July 31, 2025		₹15.2333	
Date	Period	Scheme Returns (%)	Benchmark Returns (%)#	Additional Returns (%)##	Value of ₹10,000 invested (₹) Benchmark (₹)##
Jul 31, 24	Last 1 Year	-3.00	-2.08	0.54	9,700 9,792 10,054
Apr 21, 23	Since Inception	20.28	21.86	17.65	15,233 15,694 14,484

#BSE 500 Total Returns Index ##NIFTY 50 (Total Returns Index). This scheme is managed by Arun Agarwal from April 21, 2023 & Nandita Menezes from March 29, 2025.

HDFC DEVELOPED WORLD EQUITY PASSIVE FOF		NAV as at July 31, 2025		₹16.282	
Date	Period	Scheme Returns (%)	Benchmark Returns (%)#	Additional Returns (%)##	Value of ₹10,000 invested (₹) Benchmark (₹)##
Jul 31, 24	Last 1 Year	20.91	20.98	0.54	12,091 12,098 10,054
Jul 29, 22	Last 3 Years	19.82	20.13	14.29	17,226 17,364 14,946
Oct 06, 21	Since Inception	13.61	14.55	10.62	16,282 16,803 14,702

#MSCI World Index (Net Total Returns Index) ##NIFTY 50 (Total Returns Index). This scheme is managed by Nandita Menezes from March 29, 2025 & Arun Agarwal from February 01, 2022.

HDFC GOLD ETF FUND OF FUND		NAV as at July 31, 2025		₹29.6173	
Date	Period	Scheme Returns (%)	Benchmark Returns (%)#	Additional Returns (%)##	Value of ₹10,000 invested (₹) Benchmark (₹)##
Jul 31, 24	Last 1 Year	38.67	42.02	13,867	14,202
Jul 29, 22	Last 3 Years	22.72	23.98	18,512	19,090
Jul 31, 20	Last 5 Years	11.39	12.96	17,156	18,395
Jul 31, 15	Last 10 Years	13.17	14.85	34,484	39,985
Nov 01, 11	Since Inception	8.21	9.80	29,617	36,183

#Domestic Price of Physical Gold. This scheme is managed by Nandita Menezes from March 29, 2025 & Arun Agarwal from February 15, 2023.

HDFC NIFTY100 LOW VOLATILITY 30 INDEX FUND		NAV as at July 31, 2025		₹10.2622	
Date	Period	Scheme Returns (%)	Benchmark Returns (%)#	Additional Returns (%)##	Value of ₹10,000 invested (₹) Benchmark (₹)##
Jul 31, 24	Last 1 Year	-0.87	0.15	0.54	9,913 10,015 10,054
Jul 10, 24	Since Inception	2.48	3.42	3.01	10,262 10,362 10,318

#NIFTY100 Low Volatility 30 (TRI) ##NIFTY 50 (Total Returns Index). This scheme is managed by Nandita Menezes from March 29, 2025 & Arun Agarwal from July 10, 2024.

HDFC NIFTY LARGE MIDCAP 250 INDEX FUND		NAV as at July 31, 2025		₹9.7540	
Date	Period	Scheme Returns (%)	Benchmark Returns (%)#	Additional Returns (%)##	Value of ₹10,000 invested (₹) Benchmark (₹)##
Jan 31, 24	Last 6 Months	13.70	14.55	12.45	10,679 10,721 10,617

#NIFTY LargeMidcap 250 TRI ##NIFTY 50 (Total Returns Index). Simple annualized returns have been provided as per the extant guidelines since the scheme has completed 6 months but not 1 year. However, such returns may not be representative. Absolute returns of the Scheme for the 6 month period is 6.79%. This scheme is managed by Nandita Menezes from March 29, 2025 & Arun Agarwal from October 9, 2024.

HDFC NIFTY200 MOMENTUM 30 INDEX FUND		NAV as at July 31, 2025		₹10.0720	
Date	Period	Scheme Returns (%)	Benchmark Returns (%)#	Additional Returns (%)##	Value of ₹10,000 invested (₹) Benchmark (₹)##
Jul 31, 24	Last 1 Year	-18.62	-17.62	0.54	8,138 8,238 10,054
Feb 28, 24	Since Inception	0.51	1.83	10.32	10,072 10,261 11,499

#NIFTY200 Momentum 30 (Total Returns Index) ##NIFTY 50 (Total Returns Index). This scheme is managed by Arun Agarwal from February 28, 2024 & Nandita Menezes from March 29, 2025.

HDFC NIFTY MIDCAP 150 INDEX FUND		NAV as at July 31, 2025		₹17.9662	
Date	Period	Scheme Returns (%)	Benchmark Returns (%)#	Additional Returns (%)##	Value of ₹10,000 invested (₹) Benchmark (₹)##
Jul 31, 24	Last 1 Year	-2.67	-1.74	0.54	9,733 9,826 10,054
Apr 21, 23	Since Inception	29.31	31.00	17.65	17,966 18,506 14,484

#NIFTY Midcap 150 (Total Returns Index) ##NIFTY 50 (Total Returns Index). This scheme is managed by Arun Agarwal from April 21, 2023 & Nandita Menezes from March 29, 2025.

HDFC NIFTY 100 EQUAL WEIGHT INDEX FUND		NAV as at July 31, 2025		₹16.0785	
Date	Period	Scheme Returns (%)	Benchmark Returns (%)#	Additional Returns (%)##	Value of ₹10,000 invested (₹) Benchmark (₹)##
Jul 31, 24	Last 1 Year	-5.95	-5.10	0.54	9,405 9,490 10,054
Jul 29, 22	Last 3 Years	16.84	18.04	14.29	15,970 16,471 14,946
Feb 23, 22	Since Inception	14.82	16.12	12.84	16,079 16,710 15,142

#NIFTY100 Equal Weight (Total Returns Index) ##NIFTY 50 (Total Returns Index). This scheme is managed by Nandita Menezes from March 29, 2025 & Arun Agarwal from March 4, 2022.

HDFC NIFTY 50 INDEX FUND		NAV as at July 31, 2025		₹234.8350	
Date	Period	Scheme Returns (%)	Benchmark Returns (%)#	Additional Returns (%)##	Value of ₹10,000 invested (₹) Benchmark (₹)##
Jul 31, 24	Last 1 Year	0.14	0.54	0.54	10,014 10,054 10,054
Jul 29, 22	Last 3 Years	13.81	14.29	13.52	14,756 14,946 14,643
Jul 31, 20	Last 5 Years	18.35	18.88	18.05	23,226 23,751 22,934
Jul 31, 15	Last 10 Years	12.05	12.60	12.56	31,213 32,801 32,670
Jul 17, 02	Since Inception	14.51	16.35	16.72	227,421 328,146 353,479

#NIFTY 50 (Total Returns Index) ##BSE SENSEX (Total Returns Index). This scheme is managed by Nandita Menezes from March 29, 2025 & Arun Agarwal from August 24, 2020.

HDFC NIFTY 100 INDEX FUND		NAV as at July 31, 2025		₹14.7794	
Date	Period	Scheme Returns (%)	Benchmark Returns (%)#	Additional Returns (%)##	Value of ₹10,000 invested (₹) Benchmark (₹)##
Jul 31, 24	Last 1 Year	-2.09	-1.32	0.54	9,791 9,868 10,054
Jul 29, 22	Last 3 Years	13.55	14.59	14.29	14,657 15,062 14,946
Feb 23, 22	Since Inception	12.04	13.15	12.84	14,779 15,285 15,142

#NIFTY 100 (Total Returns Index) ##NIFTY 50 (Total Returns Index). This scheme is managed by Nandita Menezes from March 29, 2025 & Arun Agarwal from March 4, 2022.

HDFC NIFTY500 MULTICAP 50:25:25 INDEX FUND		NAV as at July 31, 2025		₹9.7487	
Date	Period	Scheme Returns (%)	Benchmark Returns (%)#	Additional Returns (%)##	Value of ₹10,000 invested (₹) Benchmark (₹)##
Jan 31, 24	Last 6 Months	13.97	14.90	12.45	10,693 10,739 10,617

#Nifty500 Multicap 50:25:25 Index (TRI) ##NIFTY 50 (Total Returns Index). Simple annualized returns have been provided as per the extant guidelines since the scheme has completed 6 months but not 1 year. However, such returns may not be representative. Absolute returns of the Scheme for the 6 month period is 6.93%. This scheme is managed by Nandita Menezes from March 29, 2025 & Arun Agarwal from August 23, 2024.

HDFC NIFTY50 EQUAL WEIGHT INDEX FUND		NAV as at July 31, 2025		₹17.1298	
Date	Period	Scheme Returns (%)	Benchmark Returns (%)#	Additional Returns (%)##	Value of ₹10,000 invested (₹) Benchmark (₹)##
Jul 31, 24	Last 1 Year	-2.77	-1.84	0.54	9,723 9,816 10,054
Jul 29, 22	Last 3 Years	16.56	17.72	14.29	15,855 16,335 14,946
Aug 20, 21	Since Inception	14.61	15.82	12.25	17,130 17,860 15,779

#NIFTY50 Equal Weight (Total Returns Index) ##NIFTY 50 (Total Returns Index). This scheme is managed by Nandita Menezes from March 29, 2025 & Arun Agarwal from February 01, 2022.

Past performance may or may not be sustained in future and is not a guarantee of any future returns. Returns greater than 1 year period are compounded annualized (CAGR). Different plans viz. Regular Plan and Direct Plan have a different expense structure. The expenses of the Direct Plan under the Scheme will be lower to the extent of the distribution expenses / commission charged in the Regular Plan. Load is not taken into consideration for computation of performance. Since Inception Date = Date of First allotment in the Scheme / Plan. N.A.: Not Available

MUTUAL FUND INVESTMENTS ARE SUBJECT TO MARKET RISKS, READ ALL SCHEME RELATED DOCUMENTS CAREFULLY.

SCHEME PERFORMANCE - REGULAR PLAN - GROWTH OPTION (ARUN AGARWAL & NANDITA MENEZES)

HDFC NIFTY INDIA DIGITAL INDEX FUND		NAV as at July 31, 2025		₹8.8993			
Date	Period	Scheme Returns (%)	Benchmark Returns (%)#	Additional Returns (%)##	Value of ₹10,000 invested (₹)	Scheme Benchmark (₹)#	Additional Benchmark (₹)##
Jan 31, 24	Last 6 Months	-4.24	-3.23	12.45	9,790	9,840	10,617
#Nifty India Digital Index (TRI) ##NIFTY 50 (Total Returns Index). Simple annualized returns have been provided as per the extant guidelines since the scheme has completed 6 months but not 1 year. However, such returns may not be representative. Absolute returns of the Scheme for the 6 month period is -2.10%. This scheme is managed by Nandita Menezes from March 29, 2025 & Arun Agarwal from December 11, 2024.							

HDFC NIFTY NEXT 50 INDEX FUND		NAV as at July 31, 2025		₹15.5194			
Date	Period	Scheme Returns (%)	Benchmark Returns (%)#	Additional Returns (%)##	Value of ₹10,000 invested (₹)	Scheme Benchmark (₹)#	Additional Benchmark (₹)##
Jul 31, 24	Last 1 Year	-10.41	-9.53	0.54	8,959	9,047	10,054
Jul 29, 22	Last 3 Years	17.52	18.70	14.29	16,252	16,748	14,946
Nov 03, 21	Since Inception	12.46	13.68	10.50	15,519	16,156	14,532
#NIFTY Next 50 (Total Returns Index) ##NIFTY 50 (Total Returns Index). This scheme is managed by Nandita Menezes from March 29, 2025 & Arun Agarwal from February 01, 2022.							

HDFC NIFTY REALTY INDEX FUND		NAV as at July 31, 2025		₹10.1858			
Date	Period	Scheme Returns (%)	Benchmark Returns (%)#	Additional Returns (%)##	Value of ₹10,000 invested (₹)	Scheme Benchmark (₹)#	Additional Benchmark (₹)##
Jul 31, 24	Last 1 Year	-17.02	-16.34	0.54	8,298	8,366	10,054
Mar 26, 24	Since Inception	1.38	2.37	10.72	10,186	10,320	11,471
#NIFTY Realty Index (Total Returns Index) ##NIFTY 50 (Total Returns Index). This scheme is managed by Arun Agarwal from March 26, 2024 & Nandita Menezes from March 29, 2025 .							

HDFC NIFTY SMALLCAP 250 INDEX FUND		NAV as at July 31, 2025		₹18.4157			
Date	Period	Scheme Returns (%)	Benchmark Returns (%)#	Additional Returns (%)##	Value of ₹10,000 invested (₹)	Scheme Benchmark (₹)#	Additional Benchmark (₹)##
Jul 31, 24	Last 1 Year	-5.00	-3.93	0.54	9,500	9,607	10,054
Apr 21, 23	Since Inception	30.72	32.66	17.65	18,416	19,046	14,484
#NIFTY Smallcap 250 (Total Returns Index) ##NIFTY 50 (Total Returns Index). This scheme is managed by Arun Agarwal from April 21, 2023 & Nandita Menezes from March 29, 2025 .							











HDFC BSE SENSEX INDEX FUND		NAV as at July 31, 2025		₹751.9040			
Date	Period	Scheme Returns (%)	Benchmark Returns (%)#	Additional Returns (%)##	Value of ₹10,000 invested (₹)	Scheme Benchmark (₹)#	Additional Benchmark (₹)##
Jul 31, 24	Last 1 Year	0.14	0.54	0.54	10,014	10,054	10,054
Jul 29, 22	Last 3 Years	13.04	13.52	14.29	14,458	14,643	14,946
Jul 31, 20	Last 5 Years	17.52	18.05	18.88	22,430	22,934	23,751
Jul 31, 15	Last 10 Years	12.06	12.56	12.60	31,256	32,670	32,801
Jul 17, 02	Since Inception	14.65	16.72	16.35	233,794	353,479	328,146
#BSE SENSEX (Total Returns Index) ##NIFTY 50 (Total Returns Index). This scheme is managed by Nandita Menezes from March 29, 2025 & Arun Agarwal from August 24, 2020.							

HDFC SILVER ETF FUND OF FUND		NAV as at July 31, 2025		₹18.4370			
Date	Period	Scheme Returns (%)	Benchmark Returns (%)#	Value of ₹10,000 invested (₹)	Scheme Benchmark (₹)#	Additional Benchmark (₹)##	
Jul 31, 24	Last 1 Year	30.01	32.81	13,001	13,281		
Oct 28, 22	Since Inception	24.83	26.69	18,437	19,208		
#Domestic Prices of physical Silver (derived as per regulatory norms). This scheme is managed by Nandita Menezes from March 29, 2025 & Arun Agarwal from February 15, 2023.							


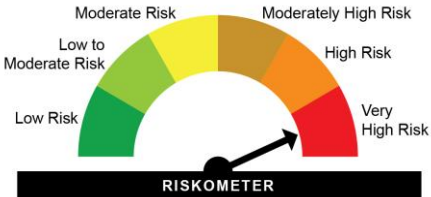

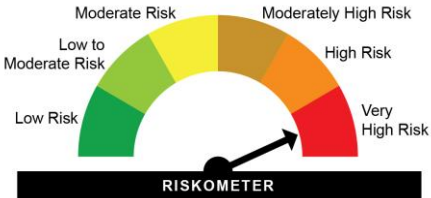

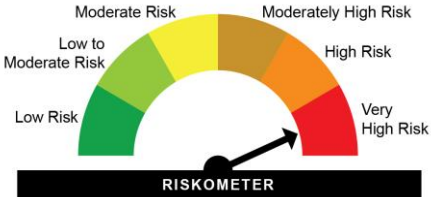

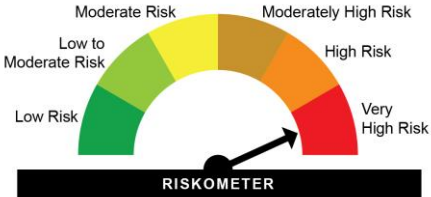

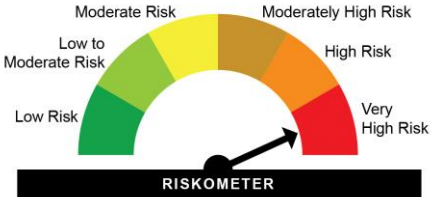
Past performance may or may not be sustained in future and is not a guarantee of any future returns. Returns greater than 1 year period are compounded annualized (CAGR). Different plans viz. Regular Plan and Direct Plan have a different expense structure. The expenses of the Direct Plan under the Scheme will be lower to the extent of the distribution expenses / commission charged in the Regular Plan. Load is not taken into consideration for computation of performance. Since Inception Date = Date of First allotment in the Scheme / Plan. N.A.: Not Available

MUTUAL FUND INVESTMENTS ARE SUBJECT TO MARKET RISKS, READ ALL SCHEME RELATED DOCUMENTS CAREFULLY.


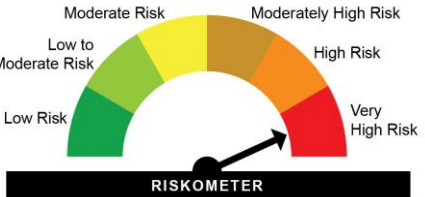

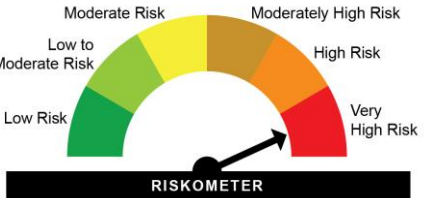

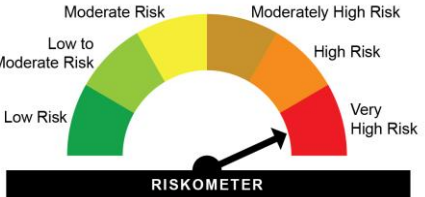

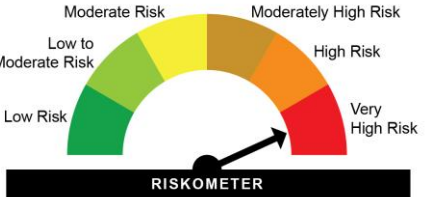

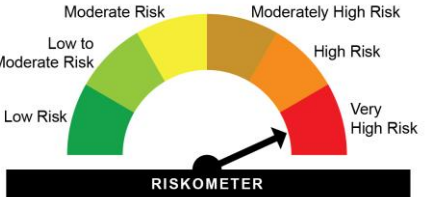
BENCHMARK AND SCHEME RISKOMETERS

NAME AND RISKOMETER OF BENCHMARK	NAME OF SCHEME(S)	RISKOMETER OF THE SCHEME(S)
<p>NIFTY Smallcap 250 (Total Returns Index)</p>  <p>RISKOMETER</p> <p><i>The risk of the benchmark is very high</i></p>	<p>HDFC NIFTY Smallcap 250 Index Fund</p>	 <p>RISKOMETER</p> <p><i>The risk of the scheme is very high</i></p>
<p>BSE 500 Total Returns Index</p>  <p>RISKOMETER</p> <p><i>The risk of the benchmark is very high</i></p>	<p>HDFC BSE 500 Index Fund</p>	 <p>RISKOMETER</p> <p><i>The risk of the scheme is very high</i></p>
<p>NIFTY 50 (Total Returns Index)</p>  <p>RISKOMETER</p> <p><i>The risk of the benchmark is very high</i></p>	<p>HDFC Nifty 50 Index Fund</p>	 <p>RISKOMETER</p> <p><i>The risk of the scheme is very high</i></p>
<p>BSE SENSEX (Total Returns Index)</p>  <p>RISKOMETER</p> <p><i>The risk of the benchmark is very high</i></p>	<p>HDFC BSE Sensex Index Fund</p>	 <p>RISKOMETER</p> <p><i>The risk of the scheme is very high</i></p>
<p>NIFTY 100 (Total Returns Index)</p>  <p>RISKOMETER</p> <p><i>The risk of the benchmark is very high</i></p>	<p>HDFC NIFTY 100 Index Fund</p>	 <p>RISKOMETER</p> <p><i>The risk of the scheme is very high</i></p>






BENCHMARK AND SCHEME RISKOMETERS

NAME AND RISKOMETER OF BENCHMARK	NAME OF SCHEME(S)	RISKOMETER OF THE SCHEME(S)
<p>NIFTY50 Equal Weight (Total Returns Index)</p>  <p>RISKOMETER</p> <p><i>The risk of the benchmark is very high</i></p>	<p>HDFC NIFTY50 Equal Weight Index Fund</p>	 <p>RISKOMETER</p> <p><i>The risk of the scheme is very high</i></p>
<p>NIFTY100 Equal Weight (Total Returns Index)</p>  <p>RISKOMETER</p> <p><i>The risk of the benchmark is very high</i></p>	<p>HDFC NIFTY 100 Equal Weight Index Fund</p>	 <p>RISKOMETER</p> <p><i>The risk of the scheme is very high</i></p>
<p>NIFTY Next 50 (Total Returns Index)</p>  <p>RISKOMETER</p> <p><i>The risk of the benchmark is very high</i></p>	<p>HDFC NIFTY Next 50 Index Fund</p>	 <p>RISKOMETER</p> <p><i>The risk of the scheme is very high</i></p>
<p>NIFTY Midcap 150 (Total Returns Index)</p>  <p>RISKOMETER</p> <p><i>The risk of the benchmark is very high</i></p>	<p>HDFC NIFTY Midcap 150 Index Fund</p>	 <p>RISKOMETER</p> <p><i>The risk of the scheme is very high</i></p>
<p>Domestic Price of Physical Gold</p>  <p>RISKOMETER</p> <p><i>The risk of the benchmark is high</i></p>	<p>HDFC Gold ETF Fund of Fund</p>	 <p>RISKOMETER</p> <p><i>The risk of the scheme is very high</i></p>

BENCHMARK AND SCHEME RISKOMETERS

NAME AND RISKOMETER OF BENCHMARK	NAME OF SCHEME(S)	RISKOMETER OF THE SCHEME(S)
<p>Domestic Prices of physical Silver (derived as per regulatory norms)</p>  <p>RISKOMETER</p> <p><i>The risk of the benchmark is very high</i></p>	<p>HDFC Silver ETF Fund of Fund</p>	 <p>RISKOMETER</p> <p><i>The risk of the scheme is very high</i></p>
<p>MSCI World Index (Net Total Returns Index)</p>  <p>RISKOMETER</p> <p><i>The risk of the benchmark is very high</i></p>	<p>HDFC Developed World Equity Passive FOF</p>	 <p>RISKOMETER</p> <p><i>The risk of the scheme is very high</i></p>
<p>NIFTY200 Momentum 30 (Total Returns Index)</p>  <p>RISKOMETER</p> <p><i>The risk of the benchmark is very high</i></p>	<p>HDFC NIFTY200 Momentum 30 Index Fund</p>	 <p>RISKOMETER</p> <p><i>The risk of the scheme is very high</i></p>
<p>NIFTY Realty Index (Total Returns Index)</p>  <p>RISKOMETER</p> <p><i>The risk of the benchmark is very high</i></p>	<p>HDFC NIFTY Realty Index Fund</p>	 <p>RISKOMETER</p> <p><i>The risk of the scheme is very high</i></p>
<p>NIFTY100 Low Volatility 30 (TRI)</p>  <p>RISKOMETER</p> <p><i>The risk of the benchmark is very high</i></p>	<p>HDFC NIFTY100 Low Volatility 30 Index Fund</p>	 <p>RISKOMETER</p> <p><i>The risk of the scheme is very high</i></p>

BENCHMARK AND SCHEME RISKOMETERS

NAME AND RISKOMETER OF BENCHMARK	NAME OF SCHEME(S)	RISKOMETER OF THE SCHEME(S)
<p>Nifty500 Multicap 50:25:25 Index (TRI)</p>  <p>RISKOMETER</p> <p><i>The risk of the benchmark is very high</i></p>	<p>HDFC NIFTY500 MULTICAP 50:25:25 INDEX FUND</p>	 <p>RISKOMETER</p> <p><i>The risk of the scheme is very high</i></p>
<p>NIFTY LargeMidcap 250 TRI</p>  <p>RISKOMETER</p> <p><i>The risk of the benchmark is very high</i></p>	<p>HDFC Nifty LargeMidcap 250 Index Fund</p>	 <p>RISKOMETER</p> <p><i>The risk of the scheme is very high</i></p>
<p>Nifty India Digital Index (TRI)</p>  <p>RISKOMETER</p> <p><i>The risk of the benchmark is very high</i></p>	<p>HDFC Nifty India Digital Index Fund</p>	 <p>RISKOMETER</p> <p><i>The risk of the scheme is very high</i></p>

Benchmark and Scheme Riskometer as on July 31, 2025