

SCHEME PERFORMANCE - DIRECT PLAN - GROWTH OPTION (ARUN AGARWAL & NANDITA MENEZES)

HDFC BSE 500 INDEX FUND		NAV as at October 31, 2025		₹16.0033	
Date	Period	Scheme Returns (%)	Benchmark Returns (%)#	Additional Returns (%)##	Value of ₹10,000 invested (₹)#
Oct 31, 24	Last 1 Year	4.85	5.32	7.59	10,485
Apr 21, 23	Since Inception	20.41	21.22	17.63	16,003
#BSE 500 Index (TRI) ##Nifty 50 Index (TRI). This scheme is managed by Arun Agarwal from April 21, 2023 & Nandita Menezes from March 29, 2025.					

HDFC DEVELOPED WORLD OVERSEAS EQUITY PASSIVE FOF		NAV as at October 31, 2025		₹18.069	
Date	Period	Scheme Returns (%)	Benchmark Returns (%)#	Additional Returns (%)##	Value of ₹10,000 invested (₹)#
Oct 31, 24	Last 1 Year	27.41	28.74	7.59	12,741
Oct 31, 22	Last 3 Years	24.54	24.49	13.90	19,329
Oct 06, 21	Since Inception	15.64	16.15	11.03	18,069
#MSCI World Index (Net Total Return Index) (Due to time zone difference, benchmark performance will be calculated with a day's lag). ##Nifty 50 Index (TRI). This scheme is managed by Nandita Menezes from March 29, 2025 & Arun Agarwal from February 01, 2022.					

HDFC GOLD ETF FUND OF FUND		NAV as at October 31, 2025		₹37.7423	
Date	Period	Scheme Returns (%)	Benchmark Returns (%)#	Additional Returns (%)##	Value of ₹10,000 invested (₹)#
Oct 31, 24	Last 1 Year	49.58	52.11		14,958
Oct 31, 22	Last 3 Years	32.20	34.09		23,120
Oct 30, 20	Last 5 Years	17.70	19.09		22,604
Oct 30, 15	Last 10 Years	15.21	16.28		41,265
Jan 01, 13	Since Inception	10.03	11.29		34,129
#Domestic Price of Physical Gold. This scheme is managed by Nandita Menezes from March 29, 2025 & Arun Agarwal from February 15, 2023.					

HDFC NIFTY100 LOW VOLATILITY 30 INDEX FUND		NAV as at October 31, 2025		₹10.6684	
Date	Period	Scheme Returns (%)	Benchmark Returns (%)#	Additional Returns (%)##	Value of ₹10,000 invested (₹)#
Oct 31, 24	Last 1 Year	5.56	6.07	7.59	10,556
Jul 10, 24	Since Inception	5.06	5.52	5.65	10,668
#NIFTY100 Low Volatility 30 Index (TRI) ##Nifty 50 Index (TRI). This scheme is managed by Nandita Menezes from March 29, 2025 & Arun Agarwal from July 10, 2024.					

HDFC NIFTY LARGEMIDCAP 250 INDEX FUND		NAV as at October 31, 2025		₹10.1544	
Date	Period	Scheme Returns (%)	Benchmark Returns (%)#	Additional Returns (%)##	Value of ₹10,000 invested (₹)#
Oct 31, 24	Last 1 Year	6.12	6.47	7.59	10,612
Oct 09, 24	Since Inception	1.46	1.80	4.10	10,154
#Nifty LargeMidcap 250 Index (TRI) ##Nifty 50 Index (TRI). This scheme is managed by Nandita Menezes from March 29, 2025 & Arun Agarwal from October 9, 2024.					

HDFC NIFTY200 MOMENTUM 30 INDEX FUND		NAV as at October 31, 2025		₹10.5528	
Date	Period	Scheme Returns (%)	Benchmark Returns (%)#	Additional Returns (%)##	Value of ₹10,000 invested (₹)#
Oct 31, 24	Last 1 Year	-8.95	-8.27	7.59	9,105
Feb 28, 24	Since Inception	3.27	4.05	11.38	10,553
#NIFTY200 Momentum 30 Total Returns Index (TRI) ##Nifty 50 Index (TRI). This scheme is managed by Arun Agarwal from February 28, 2024 & Nandita Menezes from March 29, 2025.					

HDFC NIFTY MIDCAP 150 INDEX FUND		NAV as at October 31, 2025		₹18.7984	
Date	Period	Scheme Returns (%)	Benchmark Returns (%)#	Additional Returns (%)##	Value of ₹10,000 invested (₹)#
Oct 31, 24	Last 1 Year	5.74	6.20	7.59	10,574
Apr 21, 23	Since Inception	28.32	29.19	17.63	18,798
#NIFTY Midcap 150 Index (TRI) ##Nifty 50 Index (TRI). This scheme is managed by Arun Agarwal from April 21, 2023 & Nandita Menezes from March 29, 2025.					

Past performance may or may not be sustained in future and is not a guarantee of any future returns. Returns greater than 1 year period are compounded annualized (CAGR). Different plans viz. Regular Plan and Direct Plan have a different expense structure. The expenses of the Direct Plan under the Scheme will be lower to the extent of the distribution expenses / commission charged in the Regular Plan. Load is not taken into consideration for computation of performance. Since Inception Date = Date of First allotment in the Scheme / Plan. N.A: Not Available

HDFC NIFTY 100 EQUAL WEIGHT INDEX FUND		NAV as at October 31, 2025		₹17.1758	
Date	Period	Scheme Returns (%)	Benchmark Returns (%)#	Additional Returns (%)##	Value of ₹10,000 invested (₹)#
Oct 31, 24	Last 1 Year	5.21	5.69	7.59	10,521
Oct 31, 22	Last 3 Years	17.97	18.65	13.90	16,426
Feb 23, 22	Since Inception	15.80	16.53	13.15	17,176
#NIFTY 100 Equal Weight Total Returns Index (TRI) ##Nifty 50 Index (TRI). This scheme is managed by Nandita Menezes from March 29, 2025 & Arun Agarwal from March 4, 2022.					

HDFC NIFTY 50 INDEX FUND		NAV as at October 31, 2025		₹249.8968	
Date	Period	Scheme Returns (%)	Benchmark Returns (%)#	Additional Returns (%)##	Value of ₹10,000 invested (₹)#
Oct 31, 24	Last 1 Year	7.33	7.59	6.99	10,733
Oct 31, 22	Last 3 Years	13.61	13.90	12.77	14,668
Oct 30, 20	Last 5 Years	18.24	18.56	17.59	23,134
Oct 30, 15	Last 10 Years	13.30	13.67	13.53	34,891
Jan 01, 13	Since Inception	13.11	13.46	13.48	48,638
#Nifty 50 Index (TRI) ##BSE SENSEX Index (TRI). This scheme is managed by Nandita Menezes from March 29, 2025 & Arun Agarwal from August 24, 2020.					

HDFC NIFTY 100 INDEX FUND		NAV as at October 31, 2025		₹15.653	
Date	Period	Scheme Returns (%)	Benchmark Returns (%)#	Additional Returns (%)##	Value of ₹10,000 invested (₹)#
Oct 31, 24	Last 1 Year	6.10	6.48	7.59	10,610
Oct 31, 22	Last 3 Years	13.81	14.27	13.90	14,748
Feb 23, 22	Since Inception	12.92	13.45	13.15	15,653
#NIFTY 100 Total Returns Index (TRI) ##Nifty 50 Index (TRI). This scheme is managed by Nandita Menezes from March 29, 2025 & Arun Agarwal from March 4, 2022.					

HDFC NIFTY TOP 20 EQUAL WEIGHT INDEX FUND		NAV as at October 31, 2025		₹10.8738	
Date	Period	Scheme Returns (%)	Benchmark Returns (%)#	Additional Returns (%)##	Value of ₹10,000 invested (₹)#
Apr 30, 25	Last 6 Months	13.18	13.65	13.27	10,664
#Nifty Top 20 Equal Weight Index (TRI). Simple annualized returns have been provided as per the extant guidelines since the scheme has completed 6 months but not 1 year. However, such returns may not be representative. Absolute returns of the Scheme for the 6 month period is 6.64%. This scheme is managed by Nandita Menezes from March 29, 2025 & Arun Agarwal from March 25, 2025.					

HDFC NIFTY500 MULTICAP 50:25:25 INDEX FUND		NAV as at October 31, 2025		₹10.0993	
Date	Period	Scheme Returns (%)	Benchmark Returns (%)#	Additional Returns (%)##	Value of ₹10,000 invested (₹)#
Oct 31, 24	Last 1 Year	4.06	4.47	7.59	10,406
Aug 23, 24	Since Inception	0.83	1.32	4.21	10,099
#Nifty500 Multicap 50:25:25 Index (TRI) ##Nifty 50 Index (TRI). This scheme is managed by Nandita Menezes from March 29, 2025 & Arun Agarwal from August 23, 2024.					

HDFC NIFTY50 EQUAL WEIGHT INDEX FUND		NAV as at October 31, 2025		₹18.5708	
Date	Period	Scheme Returns (%)	Benchmark Returns (%)#	Additional Returns (%)##	Value of ₹10,000 invested (₹)#
Oct 31, 24	Last 1 Year	7.89	8.40	7.59	10,789
Oct 31, 22	Last 3 Years	17.55	18.13	13.90	16,248
Aug 20, 21	Since Inception	15.88	16.50	12.56	18,571
#NIFTY50 Equal Weight Total Returns Index (TRI) ##Nifty 50 Index (TRI). This scheme is managed by Nandita Menezes from March 29, 2025 & Arun Agarwal from February 01, 2022.					

SCHEME PERFORMANCE - DIRECT PLAN - GROWTH OPTION (ARUN AGARWAL & NANDITA MENEZES)

HDFC NIFTY INDIA DIGITAL INDEX FUND		NAV as at October 31, 2025		₹9.3015	
Date	Period	Scheme Returns (%)	Benchmark Returns (%)#	Additional Returns (%)##	Value of ₹10,000 invested (₹) Benchmark (₹)##
Apr 30, 25	Last 6 Months	20.68	21.25	13.27	11,042 11,071 10,669
#Nifty India Digital Index (TRI) ##Nifty 50 Index (TRI). Simple annualized returns have been provided as per the extant guidelines since the scheme has completed 6 months but not 1 year. However, such returns may not be representative. Absolute returns of the Scheme for the 6 month period is 10.42%. This scheme is managed by Nandita Menezes from March 29, 2025 & Arun Agarwal from December 11, 2024.					

HDFC NIFTY NEXT 50 INDEX FUND		NAV as at October 31, 2025		₹16.4527	
Date	Period	Scheme Returns (%)	Benchmark Returns (%)#	Additional Returns (%)##	Value of ₹10,000 invested (₹) Benchmark (₹)##
Oct 31, 24	Last 1 Year	0.26	0.84	7.59	10,026 10,084 10,759
Oct 31, 22	Last 3 Years	18.05	18.73	13.90	16,460 16,744 14,781
Nov 03, 21	Since Inception	13.27	13.97	10.93	16,453 16,861 15,135
#NIFTY Next 50 Total Returns Index (TRI) ##Nifty 50 Index (TRI). This scheme is managed by Nandita Menezes from March 29, 2025 & Arun Agarwal from February 01, 2022.					

HDFC NIFTY100 QUALITY 30 INDEX FUND		NAV as at October 31, 2025		₹11.01	
Date	Period	Scheme Returns (%)	Benchmark Returns (%)#	Additional Returns (%)##	Value of ₹10,000 invested (₹) Benchmark (₹)##
Apr 30, 25	Last 6 Months	14.66	14.98	13.27	10,739 10,755 10,669
#Nifty100 Quality 30 Index (TRI) ##Nifty 50 Index (TRI). Simple annualized returns have been provided as per the extant guidelines since the scheme has completed 6 months but not 1 year. However, such returns may not be representative. Absolute returns of the Scheme for the 6 month period is 7.39%. This scheme is managed by Nandita Menezes from March 29, 2025 & Arun Agarwal from February 20, 2025.					

HDFC NIFTY REALTY INDEX FUND		NAV as at October 31, 2025		₹10.6491	
Date	Period	Scheme Returns (%)	Benchmark Returns (%)#	Additional Returns (%)##	Value of ₹10,000 invested (₹) Benchmark (₹)##
Oct 31, 24	Last 1 Year	-5.26	-4.88	7.59	9,474 9,512 10,759
Mar 26, 24	Since Inception	4.01	4.51	11.76	10,649 10,731 11,947
#NIFTY Realty Index (TRI) ##Nifty 50 Index (TRI). This scheme is managed by Arun Agarwal from March 26, 2024 & Nandita Menezes from March 29, 2025 .					

HDFC NIFTY SMALLCAP 250 INDEX FUND		NAV as at October 31, 2025		₹18.8564	
Date	Period	Scheme Returns (%)	Benchmark Returns (%)#	Additional Returns (%)##	Value of ₹10,000 invested (₹) Benchmark (₹)##
Oct 31, 24	Last 1 Year	-2.40	-1.90	7.59	9,760 9,810 10,759
Apr 21, 23	Since Inception	28.47	29.60	17.63	18,856 19,277 15,085
#NIFTY Smallcap 250 Index (TRI) ##Nifty 50 Index (TRI). This scheme is managed by Arun Agarwal from April 21, 2023 & Nandita Menezes from March 29, 2025 .					

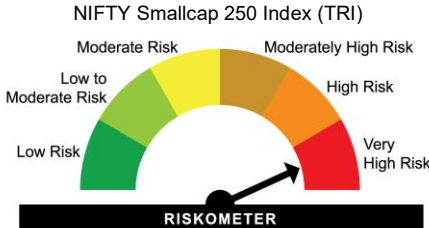
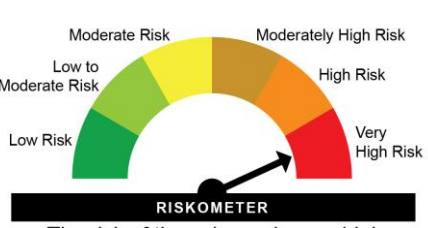
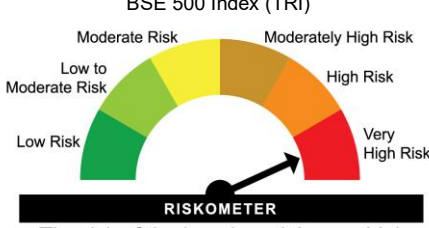
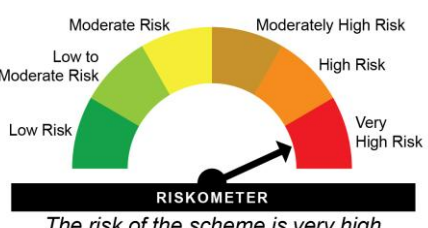
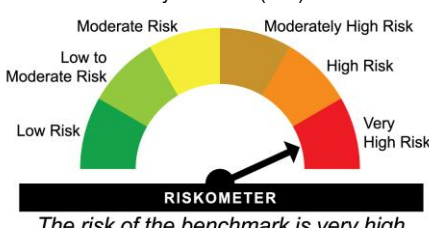
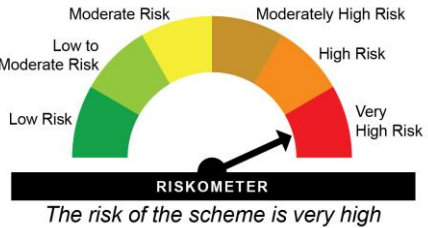
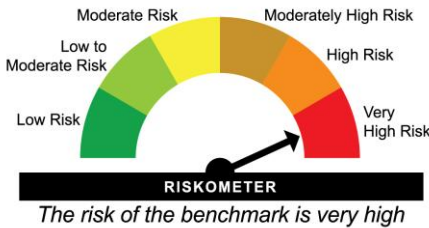
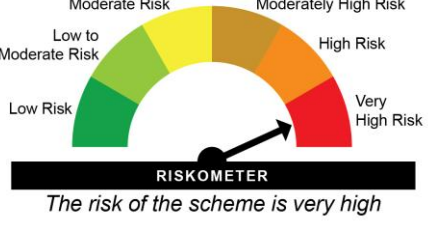
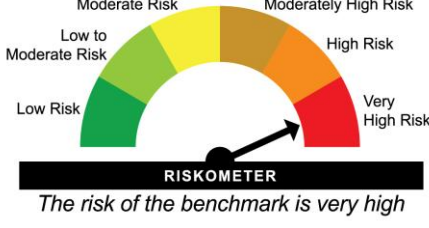
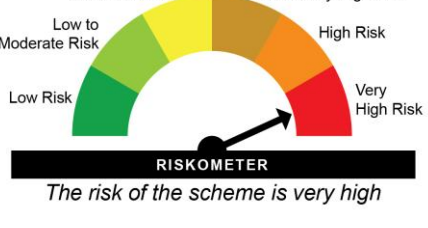
HDFC BSE SENSEX INDEX FUND		NAV as at October 31, 2025		₹798.1094	
Date	Period	Scheme Returns (%)	Benchmark Returns (%)#	Additional Returns (%)##	Value of ₹10,000 invested (₹) Benchmark (₹)##
Oct 31, 24	Last 1 Year	6.74	6.99	7.59	10,674 10,699 10,759
Oct 31, 22	Last 3 Years	12.49	12.77	13.90	14,237 14,346 14,781
Oct 30, 20	Last 5 Years	17.28	17.59	18.56	22,207 22,502 23,449
Oct 30, 15	Last 10 Years	13.22	13.53	13.67	34,650 35,630 36,060
Jan 01, 13	Since Inception	13.14	13.48	13.46	48,774 50,714 50,584
#BSE SENSEX Index (TRI) ##Nifty 50 Index (TRI). This scheme is managed by Nandita Menezes from March 29, 2025 & Arun Agarwal from August 24, 2020.					

HDFC SILVER ETF FUND OF FUND				NAV as at October 31, 2025		₹24.8065	
Date	Period	Scheme Returns (%)	Benchmark Returns (%)#	Value of ₹10,000 invested			
				Scheme (₹)		Benchmark (₹)#	
Oct 31, 24	Last 1 Year	50.46	54.03	15,046		15,403	
Oct 31, 22	Last 3 Years	35.60	37.54	24,954		26,042	
Oct 28, 22	Since Inception	35.22	37.29	24,807		25,965	
#Domestic Prices of physical Silver (derived as per regulatory norms). This scheme is managed by Nandita Menezes from March 29, 2025 & Arun Agarwal from February 15, 2023.							

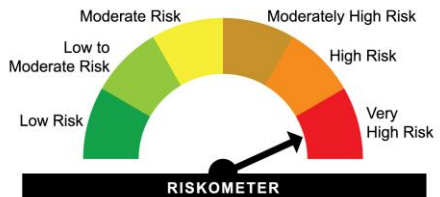
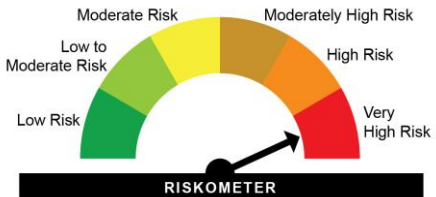
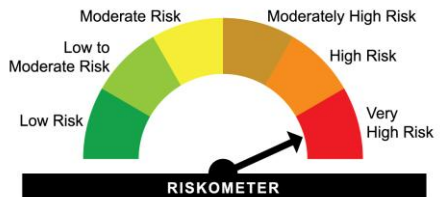

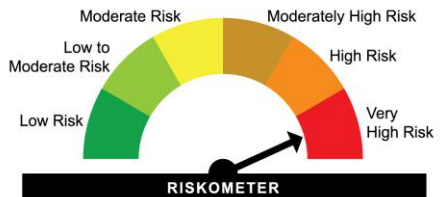
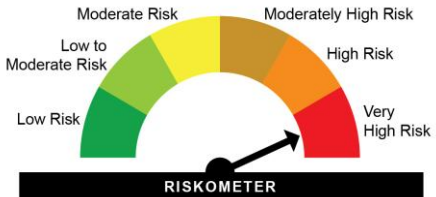
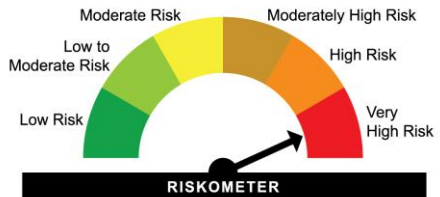
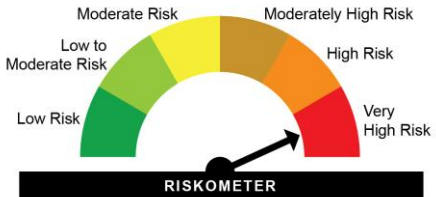

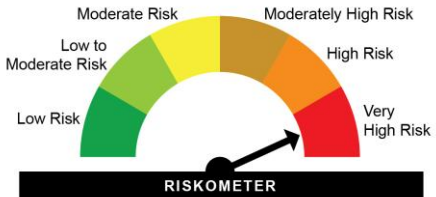
Past performance may or may not be sustained in future and is not a guarantee of any future returns. Returns greater than 1 year period are compounded annualized (CAGR). Different plans viz. Regular Plan and Direct Plan have a different expense structure. The expenses of the Direct Plan under the Scheme will be lower to the extent of the distribution expenses / commission charged in the Regular Plan. Load is not taken into consideration for computation of performance. Since Inception Date = Date of First allotment in the Scheme / Plan. N.A: Not Available

MUTUAL FUND INVESTMENTS ARE SUBJECT TO MARKET RISKS, READ ALL SCHEME RELATED DOCUMENTS CAREFULLY.

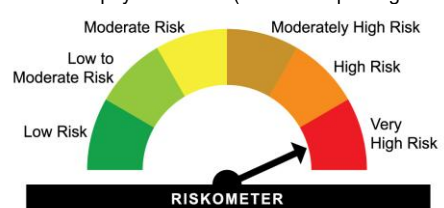
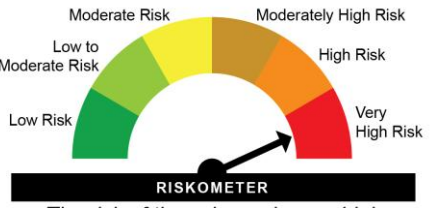
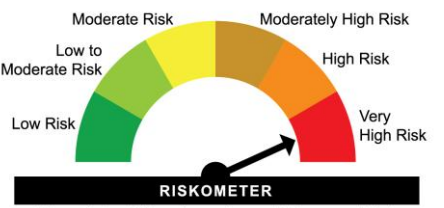
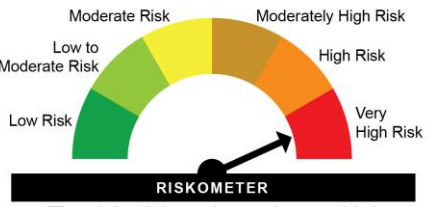
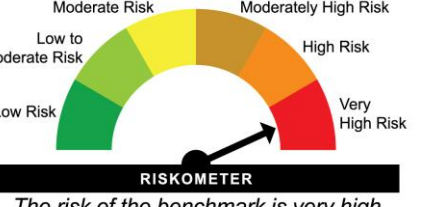
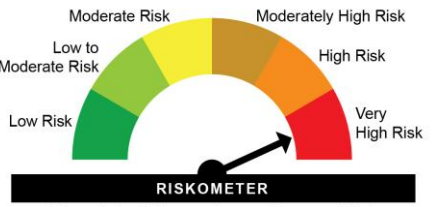
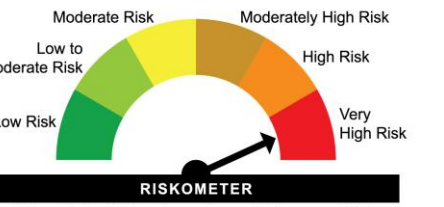
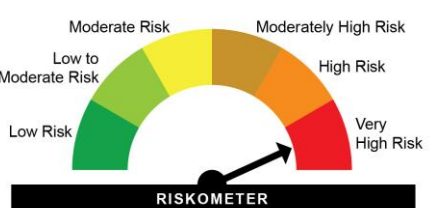
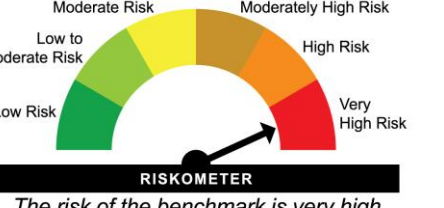
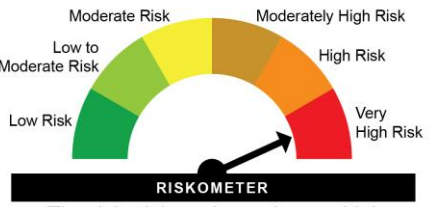
BENCHMARK AND SCHEME RISKOMETERS

NAME AND RISKOMETER OF BENCHMARK	NAME OF SCHEME(S)	RISKOMETER OF THE SCHEME(S)
<p>NIFTY Smallcap 250 Index (TRI)</p>  <p>RISKOMETER</p> <p><i>The risk of the benchmark is very high</i></p>	<p>HDFC NIFTY Smallcap 250 Index Fund</p>	 <p>RISKOMETER</p> <p><i>The risk of the scheme is very high</i></p>
<p>BSE 500 Index (TRI)</p>  <p>RISKOMETER</p> <p><i>The risk of the benchmark is very high</i></p>	<p>HDFC BSE 500 Index Fund</p>	 <p>RISKOMETER</p> <p><i>The risk of the scheme is very high</i></p>
<p>Nifty 50 Index (TRI)</p>  <p>RISKOMETER</p> <p><i>The risk of the benchmark is very high</i></p>	<p>HDFC Nifty 50 Index Fund</p>	 <p>RISKOMETER</p> <p><i>The risk of the scheme is very high</i></p>
<p>BSE SENSEX Index (TRI)</p>  <p>RISKOMETER</p> <p><i>The risk of the benchmark is very high</i></p>	<p>HDFC BSE Sensex Index Fund</p>	 <p>RISKOMETER</p> <p><i>The risk of the scheme is very high</i></p>
<p>NIFTY 100 Total Returns Index (TRI)</p>  <p>RISKOMETER</p> <p><i>The risk of the benchmark is very high</i></p>	<p>HDFC NIFTY 100 Index Fund</p>	 <p>RISKOMETER</p> <p><i>The risk of the scheme is very high</i></p>











BENCHMARK AND SCHEME RISKOMETERS

NAME AND RISKOMETER OF BENCHMARK	NAME OF SCHEME(S)	RISKOMETER OF THE SCHEME(S)
<p>NIFTY50 Equal Weight Total Returns Index (TRI)</p>  <p>RISKOMETER</p> <p><i>The risk of the benchmark is very high</i></p>	HDFC NIFTY50 Equal Weight Index Fund	 <p>RISKOMETER</p> <p><i>The risk of the scheme is very high</i></p>
<p>NIFTY 100 Equal Weight Total Returns Index (TRI)</p>  <p>RISKOMETER</p> <p><i>The risk of the benchmark is very high</i></p>	HDFC NIFTY 100 Equal Weight Index Fund	 <p>RISKOMETER</p> <p><i>The risk of the scheme is very high</i></p>
<p>NIFTY Next 50 Total Returns Index (TRI)</p>  <p>RISKOMETER</p> <p><i>The risk of the benchmark is very high</i></p>	HDFC NIFTY Next 50 Index Fund	 <p>RISKOMETER</p> <p><i>The risk of the scheme is very high</i></p>
<p>NIFTY Midcap 150 Index (TRI)</p>  <p>RISKOMETER</p> <p><i>The risk of the benchmark is very high</i></p>	HDFC NIFTY Midcap 150 Index Fund	 <p>RISKOMETER</p> <p><i>The risk of the scheme is very high</i></p>
<p>Domestic Price of Physical Gold</p>  <p>RISKOMETER</p> <p><i>The risk of the benchmark is high</i></p>	HDFC Gold ETF Fund of Fund	 <p>RISKOMETER</p> <p><i>The risk of the scheme is very high</i></p>

BENCHMARK AND SCHEME RISKOMETERS

NAME AND RISKOMETER OF BENCHMARK	NAME OF SCHEME(S)	RISKOMETER OF THE SCHEME(S)
<p>Domestic Prices of physical Silver (derived as per regulatory norms)</p>  <p>RISKOMETER</p> <p><i>The risk of the benchmark is very high</i></p>	HDFC Silver ETF Fund of Fund	 <p>RISKOMETER</p> <p><i>The risk of the scheme is very high</i></p>
<p>MSCI World Index (Net Total Return Index) (Due to time zone difference, benchmark performance will be calculated with a day's lag).</p>  <p>RISKOMETER</p> <p><i>The risk of the benchmark is very high</i></p>	HDFC Developed World Overseas Equity Passive FOF	 <p>RISKOMETER</p> <p><i>The risk of the scheme is very high</i></p>
<p>NIFTY200 Momentum 30 Total Returns Index (TRI)</p>  <p>RISKOMETER</p> <p><i>The risk of the benchmark is very high</i></p>	HDFC NIFTY200 Momentum 30 Index Fund	 <p>RISKOMETER</p> <p><i>The risk of the scheme is very high</i></p>
<p>NIFTY Realty Index (TRI)</p>  <p>RISKOMETER</p> <p><i>The risk of the benchmark is very high</i></p>	HDFC NIFTY Realty Index Fund	 <p>RISKOMETER</p> <p><i>The risk of the scheme is very high</i></p>
<p>NIFTY100 Low Volatility 30 Index (TRI)</p>  <p>RISKOMETER</p> <p><i>The risk of the benchmark is very high</i></p>	HDFC NIFTY100 Low Volatility 30 Index Fund	 <p>RISKOMETER</p> <p><i>The risk of the scheme is very high</i></p>

BENCHMARK AND SCHEME RISKOMETERS

NAME AND RISKOMETER OF BENCHMARK	NAME OF SCHEME(S)	RISKOMETER OF THE SCHEME(S)
<p>Nifty500 Multicap 50:25:25 Index (TRI)</p>  <p>RISKOMETER</p> <p><i>The risk of the benchmark is very high</i></p>	<p>HDFC NIFTY500 MULTICAP 50:25:25 INDEX FUND</p>	 <p>RISKOMETER</p> <p><i>The risk of the scheme is very high</i></p>
<p>Nifty LargeMidcap 250 Index (TRI)</p>  <p>RISKOMETER</p> <p><i>The risk of the benchmark is very high</i></p>	<p>HDFC Nifty LargeMidcap 250 Index Fund</p>	 <p>RISKOMETER</p> <p><i>The risk of the scheme is very high</i></p>
<p>Nifty India Digital Index (TRI)</p>  <p>RISKOMETER</p> <p><i>The risk of the benchmark is very high</i></p>	<p>HDFC Nifty India Digital Index Fund</p>	 <p>RISKOMETER</p> <p><i>The risk of the scheme is very high</i></p>
<p>Nifty100 Quality 30 Index (TRI)</p>  <p>RISKOMETER</p> <p><i>The risk of the benchmark is very high</i></p>	<p>HDFC Nifty100 Quality 30 Index Fund</p>	 <p>RISKOMETER</p> <p><i>The risk of the scheme is very high</i></p>
<p>Nifty Top 20 Equal Weight Index (TRI)</p>  <p>RISKOMETER</p> <p><i>The risk of the benchmark is very high</i></p>	<p>HDFC Nifty Top 20 Equal Weight Index Fund</p>	 <p>RISKOMETER</p> <p><i>The risk of the scheme is very high</i></p>

Benchmark and Scheme Riskometer as on October 31, 2025