

SCHEME PERFORMANCE - DIRECT PLAN - GROWTH OPTION (ARUN AGARWAL & NANDITA MENEZES)

HDFC BSE 500 INDEX FUND		NAV as at July 31, 2025		₹15.4431	
Date	Period	Scheme Returns (%)	Benchmark Returns (%)#	Additional Value of ₹10,000 invested (₹)	Additional Benchmark Value of ₹10,000 invested (₹)#
Jul 31, 24	Last 1 Year	-2.50	-2.08	0.54	9,750
Apr 21, 23	Since Inception	21.00	21.86	17.65	15,443
#BSE 500 Total Returns Index ##NIFTY 50 (Total Returns Index). This scheme is managed by Arun Agarwal from April 21, 2023 & Nandita Menezes from March 29, 2025 .					

HDFC DEVELOPED WORLD EQUITY PASSIVE FOF		NAV as at July 31, 2025		₹16.586	
Date	Period	Scheme Returns (%)	Benchmark Returns (%)#	Additional Value of ₹10,000 invested (₹)	Additional Benchmark Value of ₹10,000 invested (₹)#
Jul 31, 24	Last 1 Year	21.43	20.98	0.54	12,143
Jul 29, 22	Last 3 Years	20.35	20.13	14.29	17,459
Oct 06, 21	Since Inception	14.17	14.55	10.62	16,586
#MSCI World Index (Net Total Returns Index) ##NIFTY 50 (Total Returns Index). This scheme is managed by Nandita Menezes from March 29, 2025 & Arun Agarwal from February 01, 2022.					

HDFC GOLD ETF FUND OF FUND		NAV as at July 31, 2025		₹31.0128	
Date	Period	Scheme Returns (%)	Benchmark Returns (%)#	Additional Value of ₹10,000 invested (₹)	Additional Benchmark Value of ₹10,000 invested (₹)#
Jul 31, 24	Last 1 Year	39.09	42.02	13,909	14,202
Jul 29, 22	Last 3 Years	23.11	23.98	18,689	19,090
Jul 31, 20	Last 5 Years	11.78	12.96	17,455	18,395
Jul 31, 15	Last 10 Years	13.61	14.85	35,855	39,985
Jan 01, 13	Since Inception	8.54	9.72	28,044	32,155
#Domestic Price of Physical Gold. This scheme is managed by Nandita Menezes from March 29, 2025 & Arun Agarwal from February 15, 2023.					

HDFC NIFTY100 LOW VOLATILITY 30 INDEX FUND		NAV as at July 31, 2025		₹10.3176	
Date	Period	Scheme Returns (%)	Benchmark Returns (%)#	Additional Value of ₹10,000 invested (₹)	Additional Benchmark Value of ₹10,000 invested (₹)#
Jul 31, 24	Last 1 Year	-0.37	0.15	0.54	9,963
Jul 10, 24	Since Inception	3.00	3.42	3.01	10,318
#NIFTY100 Low Volatility 30 (TRI) ##NIFTY 50 (Total Returns Index). This scheme is managed by Nandita Menezes from March 29, 2025 & Arun Agarwal from July 10, 2024.					

HDFC NIFTY LARGEMIDCAP 250 INDEX FUND		NAV as at July 31, 2025		₹9.793	
Date	Period	Scheme Returns (%)	Benchmark Returns (%)#	Additional Value of ₹10,000 invested (₹)	Additional Benchmark Value of ₹10,000 invested (₹)#
Jan 31, 24	Last 6 Months	14.19	14.55	12.45	10,704
#NIFTY LargeMidcap 250 TRI ##NIFTY 50 (Total Returns Index). Simple annualized returns have been provided as per the extant guidelines since the scheme has completed 6 months but not 1 year. However, such returns may not be representative. Absolute returns of the Scheme for the 6 month period is 7.04%. This scheme is managed by Nandita Menezes from March 29, 2025 & Arun Agarwal from October 9, 2024.					

HDFC NIFTY200 MOMENTUM 30 INDEX FUND		NAV as at July 31, 2025		₹10.1427	
Date	Period	Scheme Returns (%)	Benchmark Returns (%)#	Additional Value of ₹10,000 invested (₹)	Additional Benchmark Value of ₹10,000 invested (₹)#
Jul 31, 24	Last 1 Year	-18.23	-17.62	0.54	8,177
Feb 28, 24	Since Inception	1.00	1.83	10.32	10,143
#NIFTY200 Momentum 30 (Total Returns Index) ##NIFTY 50 (Total Returns Index). This scheme is managed by Arun Agarwal from February 28, 2024 & Nandita Menezes from March 29, 2025.					

HDFC NIFTY MIDCAP 150 INDEX FUND		NAV as at July 31, 2025		₹18.2106	
Date	Period	Scheme Returns (%)	Benchmark Returns (%)#	Additional Value of ₹10,000 invested (₹)	Additional Benchmark Value of ₹10,000 invested (₹)#
Jul 31, 24	Last 1 Year	-2.15	-1.74	0.54	9,785
Apr 21, 23	Since Inception	30.08	31.00	17.65	18,211
#NIFTY Midcap 150 (Total Returns Index) ##NIFTY 50 (Total Returns Index). This scheme is managed by Arun Agarwal from April 21, 2023 & Nandita Menezes from March 29, 2025 .					

HDFC NIFTY 100 EQUAL WEIGHT INDEX FUND		NAV as at July 31, 2025		₹16.3451	
Date	Period	Scheme Returns (%)	Benchmark Returns (%)#	Additional Value of ₹10,000 invested (₹)	Additional Benchmark Value of ₹10,000 invested (₹)#
Jul 31, 24	Last 1 Year	-5.54	-5.10	0.54	9,446
Jul 29, 22	Last 3 Years	17.39	18.04	14.29	16,197
Feb 23, 22	Since Inception	15.37	16.12	12.84	16,345
#NIFTY100 Equal Weight (Total Returns Index) ##NIFTY 50 (Total Returns Index). This scheme is managed by Nandita Menezes from March 29, 2025 & Arun Agarwal from March 4, 2022.					

HDFC NIFTY 50 INDEX FUND		NAV as at July 31, 2025		₹240.0786	
Date	Period	Scheme Returns (%)	Benchmark Returns (%)#	Additional Value of ₹10,000 invested (₹)	Additional Benchmark Value of ₹10,000 invested (₹)#
Jul 31, 24	Last 1 Year	0.29	0.54	0.54	10,029
Jul 29, 22	Last 3 Years	14.00	14.29	13.52	14,830
Jul 31, 20	Last 5 Years	18.56	18.88	18.05	23,435
Jul 31, 15	Last 10 Years	12.24	12.60	12.56	31,760
Jan 01, 13	Since Inception	13.03	13.38	13.44	46,727
#NIFTY 50 (Total Returns Index) ##BSE SENSEX (Total Returns Index). This scheme is managed by Nandita Menezes from March 29, 2025 & Arun Agarwal from August 24, 2020.					

HDFC NIFTY 100 INDEX FUND		NAV as at July 31, 2025		₹15.0367	
Date	Period	Scheme Returns (%)	Benchmark Returns (%)#	Additional Value of ₹10,000 invested (₹)	Additional Benchmark Value of ₹10,000 invested (₹)#
Jul 31, 24	Last 1 Year	-1.67	-1.32	0.54	9,833
Jul 29, 22	Last 3 Years	14.10	14.59	14.29	14,870
Feb 23, 22	Since Inception	12.61	13.15	12.84	15,037
#NIFTY 100 (Total Returns Index) ##NIFTY 50 (Total Returns Index). This scheme is managed by Nandita Menezes from March 29, 2025 & Arun Agarwal from March 4, 2022.					

HDFC NIFTY500 MULTICAP 50:25:25 INDEX FUND		NAV as at July 31, 2025		₹9.7938	
Date	Period	Scheme Returns (%)	Benchmark Returns (%)#	Additional Value of ₹10,000 invested (₹)	Additional Benchmark Value of ₹10,000 invested (₹)#
Jan 31, 24	Last 6 Months	14.48	14.90	12.45	10,718
#Nifty500 Multicap 50:25:25 Index (TRI) ##NIFTY 50 (Total Returns Index). Simple annualized returns have been provided as per the extant guidelines since the scheme has completed 6 months but not 1 year. However, such returns may not be representative. Absolute returns of the Scheme for the 6 month period is 7.18%. This scheme is managed by Nandita Menezes from March 29, 2025 & Arun Agarwal from August 23, 2024.					

HDFC NIFTY50 EQUAL WEIGHT INDEX FUND		NAV as at July 31, 2025		₹17.4881	
Date	Period	Scheme Returns (%)	Benchmark Returns (%)#	Additional Value of ₹10,000 invested (₹)	Additional Benchmark Value of ₹10,000 invested (₹)#
Jul 31, 24	Last 1 Year	-2.31	-1.84	0.54	9,769
Jul 29, 22	Last 3 Years	17.13	17.72	14.29	16,092
Aug 20, 21	Since Inception	15.21	15.82	12.25	17,488
#NIFTY50 Equal Weight (Total Returns Index) ##NIFTY 50 (Total Returns Index). This scheme is managed by Nandita Menezes from March 29, 2025 & Arun Agarwal from February 01, 2022.					

Past performance may or may not be sustained in future and is not a guarantee of any future returns. Returns greater than 1 year period are compounded annualized (CAGR). Different plans viz. Regular Plan and Direct Plan have a different expense structure. The expenses of the Direct Plan under the Scheme will be lower to the extent of the distribution expenses / commission charged in the Regular Plan. Load is not taken into consideration for computation of performance. Since Inception Date = Date of First allotment in the Scheme / Plan. N.A.: Not Available

MUTUAL FUND INVESTMENTS ARE SUBJECT TO MARKET RISKS, READ ALL SCHEME RELATED DOCUMENTS CAREFULLY.

SCHEME PERFORMANCE - DIRECT PLAN - GROWTH OPTION (ARUN AGARWAL & NANDITA MENEZES)

HDFC NIFTY INDIA DIGITAL INDEX FUND		NAV as at July 31, 2025		₹8.9274			
Date	Period	Scheme Returns (%)	Benchmark Returns (%)#	Additional Returns (%)##	Value of ₹10,000 invested (₹)	Scheme Benchmark (₹)#	Additional Benchmark (₹)##
Jan 31, 24	Last 6 Months	-3.77	-3.23	12.45	9,813	9,840	10,617
#Nifty India Digital Index (TRI) ##NIFTY 50 (Total Returns Index). Simple annualized returns have been provided as per the extant guidelines since the scheme has completed 6 months but not 1 year. However, such returns may not be representative. Absolute returns of the Scheme for the 6 month period is -1.87%. This scheme is managed by Nandita Menezes from March 29, 2025 & Arun Agarwal from December 11, 2024.							

HDFC NIFTY NEXT 50 INDEX FUND		NAV as at July 31, 2025		₹15.7795			
Date	Period	Scheme Returns (%)	Benchmark Returns (%)#	Additional Returns (%)##	Value of ₹10,000 invested (₹)	Scheme Benchmark (₹)#	Additional Benchmark (₹)##
Jul 31, 24	Last 1 Year	-10.09	-9.53	0.54	8,991	9,047	10,054
Jul 29, 22	Last 3 Years	17.98	18.70	14.29	16,445	16,748	14,946
Nov 03, 21	Since Inception	12.96	13.68	10.50	15,780	16,156	14,532
#NIFTY Next 50 (Total Returns Index) ##NIFTY 50 (Total Returns Index). This scheme is managed by Nandita Menezes from March 29, 2025 & Arun Agarwal from February 01, 2022.							

HDFC NIFTY REALTY INDEX FUND		NAV as at July 31, 2025		₹10.2533			
Date	Period	Scheme Returns (%)	Benchmark Returns (%)#	Additional Returns (%)##	Value of ₹10,000 invested (₹)	Scheme Benchmark (₹)#	Additional Benchmark (₹)##
Jul 31, 24	Last 1 Year	-16.62	-16.34	0.54	8,338	8,366	10,054
Mar 26, 24	Since Inception	1.87	2.37	10.72	10,253	10,320	11,471
#NIFTY Realty Index (Total Returns Index) ##NIFTY 50 (Total Returns Index). This scheme is managed by Arun Agarwal from March 26, 2024 & Nandita Menezes from March 29, 2025 .							



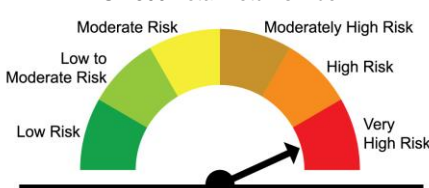


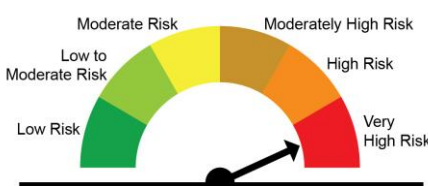

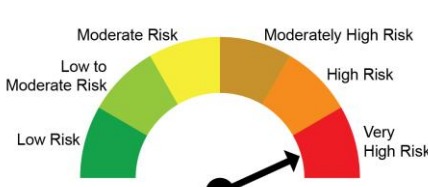


HDFC NIFTY SMALLCAP 250 INDEX FUND		NAV as at July 31, 2025		₹18.6631			
Date	Period	Scheme Returns (%)	Benchmark Returns (%)#	Additional Returns (%)##	Value of ₹10,000 invested (₹)	Scheme Benchmark (₹)#	Additional Benchmark (₹)##
Jul 31, 24	Last 1 Year	-4.52	-3.93	0.54	9,548	9,607	10,054
Apr 21, 23	Since Inception	31.49	32.66	17.65	18,663	19,046	14,484
#NIFTY Smallcap 250 (Total Returns Index) ##NIFTY 50 (Total Returns Index). This scheme is managed by Arun Agarwal from April 21, 2023 & Nandita Menezes from March 29, 2025 .							

HDFC BSE SENSEX INDEX FUND		NAV as at July 31, 2025		₹770.157			
Date	Period	Scheme Returns (%)	Benchmark Returns (%)#	Additional Returns (%)##	Value of ₹10,000 invested (₹)	Scheme Benchmark (₹)#	Additional Benchmark (₹)##
Jul 31, 24	Last 1 Year	0.30	0.54	0.54	10,030	10,054	10,054
Jul 29, 22	Last 3 Years	13.23	13.52	14.29	14,531	14,643	14,946
Jul 31, 20	Last 5 Years	17.73	18.05	18.88	22,632	22,934	23,751
Jul 31, 15	Last 10 Years	12.26	12.56	12.60	31,804	32,670	32,801
Jan 01, 13	Since Inception	13.10	13.44	13.38	47,066	48,912	48,568
#BSE SENSEX (Total Returns Index) ##NIFTY 50 (Total Returns Index). This scheme is managed by Nandita Menezes from March 29, 2025 & Arun Agarwal from August 24, 2020.							











HDFC SILVER ETF FUND OF FUND		NAV as at July 31, 2025		₹18.6235			
Date	Period	Scheme Returns (%)	Benchmark Returns (%)#	Value of ₹10,000 invested (₹)	Scheme Benchmark (₹)#	Additional Benchmark (₹)##	
Jul 31, 24	Last 1 Year	30.43	32.81	13,043	13,281		
Oct 28, 22	Since Inception	25.28	26.69	18,624	19,208		
#Domestic Prices of physical Silver (derived as per regulatory norms). This scheme is managed by Nandita Menezes from March 29, 2025 & Arun Agarwal from February 15, 2023.							

Past performance may or may not be sustained in future and is not a guarantee of any future returns. Returns greater than 1 year period are compounded annualized (CAGR). Different plans viz. Regular Plan and Direct Plan have a different expense structure. The expenses of the Direct Plan under the Scheme will be lower to the extent of the distribution expenses / commission charged in the Regular Plan. Load is not taken into consideration for computation of performance. Since Inception Date = Date of First allotment in the Scheme / Plan. N.A: Not Available











BENCHMARK AND SCHEME RISKOMETERS

NAME AND RISKOMETER OF BENCHMARK	NAME OF SCHEME(S)	RISKOMETER OF THE SCHEME(S)
<p>NIFTY Smallcap 250 (Total Returns Index)</p>  <p>RISKOMETER</p> <p><i>The risk of the benchmark is very high</i></p>	<p>HDFC NIFTY Smallcap 250 Index Fund</p>	 <p>RISKOMETER</p> <p><i>The risk of the scheme is very high</i></p>
<p>BSE 500 Total Returns Index</p>  <p>RISKOMETER</p> <p><i>The risk of the benchmark is very high</i></p>	<p>HDFC BSE 500 Index Fund</p>	 <p>RISKOMETER</p> <p><i>The risk of the scheme is very high</i></p>
<p>NIFTY 50 (Total Returns Index)</p>  <p>RISKOMETER</p> <p><i>The risk of the benchmark is very high</i></p>	<p>HDFC Nifty 50 Index Fund</p>	 <p>RISKOMETER</p> <p><i>The risk of the scheme is very high</i></p>
<p>BSE SENSEX (Total Returns Index)</p>  <p>RISKOMETER</p> <p><i>The risk of the benchmark is very high</i></p>	<p>HDFC BSE Sensex Index Fund</p>	 <p>RISKOMETER</p> <p><i>The risk of the scheme is very high</i></p>
<p>NIFTY 100 (Total Returns Index)</p>  <p>RISKOMETER</p> <p><i>The risk of the benchmark is very high</i></p>	<p>HDFC NIFTY 100 Index Fund</p>	 <p>RISKOMETER</p> <p><i>The risk of the scheme is very high</i></p>







BENCHMARK AND SCHEME RISKOMETERS

NAME AND RISKOMETER OF BENCHMARK	NAME OF SCHEME(S)	RISKOMETER OF THE SCHEME(S)
<p>NIFTY50 Equal Weight (Total Returns Index)</p>  <p>RISKOMETER</p> <p><i>The risk of the benchmark is very high</i></p>	HDFC NIFTY50 Equal Weight Index Fund	 <p>RISKOMETER</p> <p><i>The risk of the scheme is very high</i></p>
<p>NIFTY100 Equal Weight (Total Returns Index)</p>  <p>RISKOMETER</p> <p><i>The risk of the benchmark is very high</i></p>	HDFC NIFTY 100 Equal Weight Index Fund	 <p>RISKOMETER</p> <p><i>The risk of the scheme is very high</i></p>
<p>NIFTY Next 50 (Total Returns Index)</p>  <p>RISKOMETER</p> <p><i>The risk of the benchmark is very high</i></p>	HDFC NIFTY Next 50 Index Fund	 <p>RISKOMETER</p> <p><i>The risk of the scheme is very high</i></p>
<p>NIFTY Midcap 150 (Total Returns Index)</p>  <p>RISKOMETER</p> <p><i>The risk of the benchmark is very high</i></p>	HDFC NIFTY Midcap 150 Index Fund	 <p>RISKOMETER</p> <p><i>The risk of the scheme is very high</i></p>
<p>Domestic Price of Physical Gold</p>  <p>RISKOMETER</p> <p><i>The risk of the benchmark is high</i></p>	HDFC Gold ETF Fund of Fund	 <p>RISKOMETER</p> <p><i>The risk of the scheme is very high</i></p>

BENCHMARK AND SCHEME RISKOMETERS

NAME AND RISKOMETER OF BENCHMARK	NAME OF SCHEME(S)	RISKOMETER OF THE SCHEME(S)
<p>Domestic Prices of physical Silver (derived as per regulatory norms)</p>  <p>RISKOMETER</p> <p><i>The risk of the benchmark is very high</i></p>	HDFC Silver ETF Fund of Fund	 <p>RISKOMETER</p> <p><i>The risk of the scheme is very high</i></p>
<p>MSCI World Index (Net Total Returns Index)</p>  <p>RISKOMETER</p> <p><i>The risk of the benchmark is very high</i></p>	HDFC Developed World Equity Passive FOF	 <p>RISKOMETER</p> <p><i>The risk of the scheme is very high</i></p>
<p>NIFTY200 Momentum 30 (Total Returns Index)</p>  <p>RISKOMETER</p> <p><i>The risk of the benchmark is very high</i></p>	HDFC NIFTY200 Momentum 30 Index Fund	 <p>RISKOMETER</p> <p><i>The risk of the scheme is very high</i></p>
<p>NIFTY Realty Index (Total Returns Index)</p>  <p>RISKOMETER</p> <p><i>The risk of the benchmark is very high</i></p>	HDFC NIFTY Realty Index Fund	 <p>RISKOMETER</p> <p><i>The risk of the scheme is very high</i></p>
<p>NIFTY100 Low Volatility 30 (TRI)</p>  <p>RISKOMETER</p> <p><i>The risk of the benchmark is very high</i></p>	HDFC NIFTY100 Low Volatility 30 Index Fund	 <p>RISKOMETER</p> <p><i>The risk of the scheme is very high</i></p>

BENCHMARK AND SCHEME RISKOMETERS

NAME AND RISKOMETER OF BENCHMARK	NAME OF SCHEME(S)	RISKOMETER OF THE SCHEME(S)
<p>Nifty500 Multicap 50:25:25 Index (TRI)</p>  <p>RISKOMETER</p> <p><i>The risk of the benchmark is very high</i></p>	<p>HDFC NIFTY500 MULTICAP 50:25:25 INDEX FUND</p>	 <p>RISKOMETER</p> <p><i>The risk of the scheme is very high</i></p>
<p>NIFTY LargeMidcap 250 TRI</p>  <p>RISKOMETER</p> <p><i>The risk of the benchmark is very high</i></p>	<p>HDFC Nifty LargeMidcap 250 Index Fund</p>	 <p>RISKOMETER</p> <p><i>The risk of the scheme is very high</i></p>
<p>Nifty India Digital Index (TRI)</p>  <p>RISKOMETER</p> <p><i>The risk of the benchmark is very high</i></p>	<p>HDFC Nifty India Digital Index Fund</p>	 <p>RISKOMETER</p> <p><i>The risk of the scheme is very high</i></p>

Benchmark and Scheme Riskometer as on July 31, 2025