

## SCHEME PERFORMANCE - DIRECT PLAN - GROWTH OPTION (ANUPAM JOSHI & SANKALP BAID)

HDFC NIFTY G-SEC APR 2029 INDEX FUND		NAV as at October 31, 2025		₹12.5212	
Date	Period	Scheme Returns (%)	Benchmark Returns (%)#	Additional Returns (%)##	Value of ₹10,000 invested (₹) (₹)# Benchmark (₹)##
Oct 31, 24	Last 1 Year	9.00	9.28	7.66	10,900 10,928 10,766
Mar 10, 23	Since Inception	8.87	9.09	8.66	12,521 12,589 12,458
#NIFTY G- Sec Apr 2029 Index ##CRISIL 10 Year Gilt Index. This scheme is managed by Anupam Joshi from August 31, 2024 & Sankalp Baid from March 01, 2025.					

HDFC NIFTY G-SEC DEC 2026 INDEX FUND		NAV as at October 31, 2025		₹12.4499	
Date	Period	Scheme Returns (%)	Benchmark Returns (%)#	Additional Returns (%)##	Value of ₹10,000 invested (₹) (₹)# Benchmark (₹)##
Oct 31, 24	Last 1 Year	7.58	7.83	7.66	10,758 10,783 10,766
Nov 10, 22	Since Inception	7.64	7.85	8.33	12,450 12,521 12,688
#NIFTY G-Sec Dec 2026 Index ##CRISIL 10 Year Gilt Index. This scheme is managed by Anupam Joshi from August 31, 2024 & Sankalp Baid from March 01, 2025.					

HDFC NIFTY G-SEC JUL 2031 INDEX FUND		NAV as at October 31, 2025		₹12.8302	
Date	Period	Scheme Returns (%)	Benchmark Returns (%)#	Additional Returns (%)##	Value of ₹10,000 invested (₹) (₹)# Benchmark (₹)##
Oct 31, 24	Last 1 Year	8.78	9.00	7.66	10,878 10,900 10,766
Nov 10, 22	Since Inception	8.74	8.95	8.33	12,830 12,906 12,688
#NIFTY G-Sec July 2031 Index ##CRISIL 10 Year Gilt Index. This scheme is managed by Anupam Joshi from August 31, 2024 & Sankalp Baid from March 01, 2025.					

HDFC NIFTY G-SEC JUN 2027 INDEX FUND		NAV as at October 31, 2025		₹12.4423	
Date	Period	Scheme Returns (%)	Benchmark Returns (%)#	Additional Returns (%)##	Value of ₹10,000 invested (₹) (₹)# Benchmark (₹)##
Oct 31, 24	Last 1 Year	8.20	7.98	7.66	10,820 10,798 10,766
Dec 09, 22	Since Inception	7.84	7.83	8.24	12,442 12,440 12,578
#NIFTY G-Sec Jun 2027 Index ##CRISIL 10 Year Gilt Index. This scheme is managed by Anupam Joshi from August 31, 2024 & Sankalp Baid from March 01, 2025.					

HDFC NIFTY G-SEC JUN 2036 INDEX FUND		NAV as at October 31, 2025		₹12.6181	
Date	Period	Scheme Returns (%)	Benchmark Returns (%)#	Additional Returns (%)##	Value of ₹10,000 invested (₹) (₹)# Benchmark (₹)##
Oct 31, 24	Last 1 Year	7.58	7.88	7.66	10,758 10,788 10,766
Mar 15, 23	Since Inception	9.23	9.17	8.48	12,618 12,599 12,390
#NIFTY G-Sec Jun 2036 Index ##CRISIL 10 Year Gilt Index. This scheme is managed by Anupam Joshi from August 31, 2024 & Sankalp Baid from March 01, 2025.					

HDFC NIFTY G-SEC SEP 2032 INDEX FUND		NAV as at October 31, 2025		₹12.7032	
Date	Period	Scheme Returns (%)	Benchmark Returns (%)#	Additional Returns (%)##	Value of ₹10,000 invested (₹) (₹)# Benchmark (₹)##
Oct 31, 24	Last 1 Year	8.37	8.78	7.66	10,837 10,878 10,766
Dec 09, 22	Since Inception	8.61	8.91	8.24	12,703 12,803 12,578
#NIFTY G-Sec Sep 2032 Index ##CRISIL 10 Year Gilt Index. This scheme is managed by Anupam Joshi from August 31, 2024 & Sankalp Baid from March 01, 2025.					

HDFC NIFTY SDL PLUS G-SEC JUN 2027 40:60 INDEX FUND		NAV as at October 31, 2025		₹12.2125	
Date	Period	Scheme Returns (%)	Benchmark Returns (%)#	Additional Returns (%)##	Value of ₹10,000 invested (₹) (₹)# Benchmark (₹)##
Oct 31, 24	Last 1 Year	8.10	8.31	7.66	10,810 10,831 10,766
Mar 23, 23	Since Inception	7.96	8.20	8.44	12,213 12,285 12,355
#NIFTY SDL Plus G-Sec Jun 2027 40:60 Index ##CRISIL 10 Year Gilt Index. This scheme is managed by Anupam Joshi from August 31, 2024 & Sankalp Baid from March 01, 2025.					


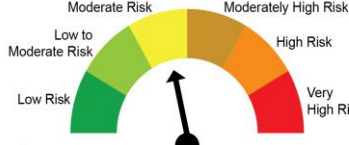

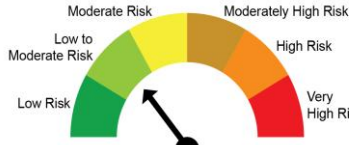

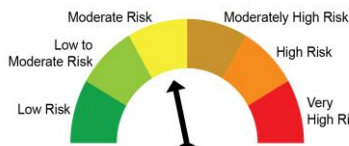

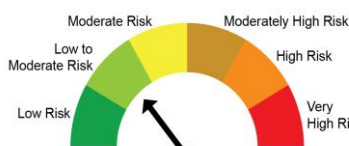

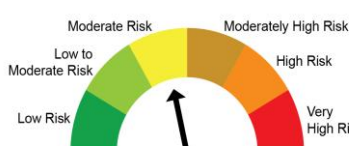
HDFC NIFTY SDL OCT 2026 INDEX FUND		NAV as at October 31, 2025		₹12.2771	
Date	Period	Scheme Returns (%)	Benchmark Returns (%)#	Additional Returns (%)##	Value of ₹10,000 invested (₹) (₹)# Benchmark (₹)##
Oct 31, 24	Last 1 Year	7.60	7.81	7.66	10,760 10,781 10,766
Feb 24, 23	Since Inception	7.94	8.13	8.63	12,277 12,335 12,490
#NIFTY SDL Oct 2026 Index ##CRISIL 10 Year Gilt Index. This scheme is managed by Anupam Joshi from August 31, 2024 & Sankalp Baid from March 01, 2025.					

Past performance may or may not be sustained in future and is not a guarantee of any future returns. Returns greater than 1 year period are compounded annualized (CAGR). Different plans viz. Regular Plan and Direct Plan have a different expense structure. The expenses of the Direct Plan under the Scheme will be lower to the extent of the distribution expenses / commission charged in the Regular Plan. Load is not taken into consideration for computation of performance. Since Inception Date = Date of First allotment in the Scheme / Plan. N.A: Not Available

MUTUAL FUND INVESTMENTS ARE SUBJECT TO MARKET RISKS, READ ALL SCHEME RELATED DOCUMENTS CAREFULLY.



# BENCHMARK AND SCHEME RISKOMETERS

NAME AND RISKOMETER OF BENCHMARK	NAME OF SCHEME(S)	RISKOMETER OF THE SCHEME(S)	POTENTIAL RISK CLASS (Maximum risk the Scheme can take)																				
<p><b>NIFTY G- Sec Apr 2029 Index</b></p>  <p><b>RISKOMETER</b></p> <p><i>The risk of the benchmark is moderate</i></p>	<p><b>HDFC NIFTY G-Sec Apr 2029 Index Fund</b></p>	 <p><b>RISKOMETER</b></p> <p><i>The risk of the scheme is moderate</i></p>	<table border="1"> <tr> <td>Credit Risk →</td><td>Relatively Low (Class A)</td><td>Moderate (Class B)</td><td>Relatively High (Class C)</td></tr> <tr> <td>Interest Rate Risk ↓</td><td></td><td></td><td></td></tr> <tr> <td>Relatively Low (Class I)</td><td></td><td></td><td></td></tr> <tr> <td>Moderate (Class II)</td><td></td><td></td><td></td></tr> <tr> <td>Relatively High (Class III)</td><td><b>A-III</b></td><td></td><td></td></tr> </table> <p><b>A-III - A Scheme with Relatively High Interest Rate Risk and Relatively Low Credit Risk.</b></p>	Credit Risk →	Relatively Low (Class A)	Moderate (Class B)	Relatively High (Class C)	Interest Rate Risk ↓				Relatively Low (Class I)				Moderate (Class II)				Relatively High (Class III)	<b>A-III</b>		
Credit Risk →	Relatively Low (Class A)	Moderate (Class B)	Relatively High (Class C)																				
Interest Rate Risk ↓																							
Relatively Low (Class I)																							
Moderate (Class II)																							
Relatively High (Class III)	<b>A-III</b>																						
<p><b>NIFTY G-Sec Dec 2026 Index</b></p>  <p><b>RISKOMETER</b></p> <p><i>The risk of the benchmark is moderate</i></p>	<p><b>HDFC Nifty G-Sec Dec 2026 Index Fund</b></p>	 <p><b>RISKOMETER</b></p> <p><i>The risk of the scheme is low to moderate</i></p>	<table border="1"> <tr> <td>Credit Risk →</td><td>Relatively Low (Class A)</td><td>Moderate (Class B)</td><td>Relatively High (Class C)</td></tr> <tr> <td>Interest Rate Risk ↓</td><td></td><td></td><td></td></tr> <tr> <td>Relatively Low (Class I)</td><td></td><td></td><td></td></tr> <tr> <td>Moderate (Class II)</td><td></td><td></td><td></td></tr> <tr> <td>Relatively High (Class III)</td><td><b>A-III</b></td><td></td><td></td></tr> </table> <p><b>A-III - A Scheme with Relatively High Interest Rate Risk and Relatively Low Credit Risk.</b></p>	Credit Risk →	Relatively Low (Class A)	Moderate (Class B)	Relatively High (Class C)	Interest Rate Risk ↓				Relatively Low (Class I)				Moderate (Class II)				Relatively High (Class III)	<b>A-III</b>		
Credit Risk →	Relatively Low (Class A)	Moderate (Class B)	Relatively High (Class C)																				
Interest Rate Risk ↓																							
Relatively Low (Class I)																							
Moderate (Class II)																							
Relatively High (Class III)	<b>A-III</b>																						
<p><b>NIFTY G-Sec July 2031 Index</b></p>  <p><b>RISKOMETER</b></p> <p><i>The risk of the benchmark is moderate</i></p>	<p><b>HDFC Nifty G-Sec Jul 2031 Index Fund</b></p>	 <p><b>RISKOMETER</b></p> <p><i>The risk of the scheme is moderate</i></p>	<table border="1"> <tr> <td>Credit Risk →</td><td>Relatively Low (Class A)</td><td>Moderate (Class B)</td><td>Relatively High (Class C)</td></tr> <tr> <td>Interest Rate Risk ↓</td><td></td><td></td><td></td></tr> <tr> <td>Relatively Low (Class I)</td><td></td><td></td><td></td></tr> <tr> <td>Moderate (Class II)</td><td></td><td></td><td></td></tr> <tr> <td>Relatively High (Class III)</td><td><b>A-III</b></td><td></td><td></td></tr> </table> <p><b>A-III - A Scheme with Relatively High Interest Rate Risk and Relatively Low Credit Risk.</b></p>	Credit Risk →	Relatively Low (Class A)	Moderate (Class B)	Relatively High (Class C)	Interest Rate Risk ↓				Relatively Low (Class I)				Moderate (Class II)				Relatively High (Class III)	<b>A-III</b>		
Credit Risk →	Relatively Low (Class A)	Moderate (Class B)	Relatively High (Class C)																				
Interest Rate Risk ↓																							
Relatively Low (Class I)																							
Moderate (Class II)																							
Relatively High (Class III)	<b>A-III</b>																						
<p><b>NIFTY G-Sec Jun 2027 Index</b></p>  <p><b>RISKOMETER</b></p> <p><i>The risk of the benchmark is low to moderate</i></p>	<p><b>HDFC Nifty G-Sec Jun 2027 Index Fund</b></p>	 <p><b>RISKOMETER</b></p> <p><i>The risk of the scheme is low to moderate</i></p>	<table border="1"> <tr> <td>Credit Risk →</td><td>Relatively Low (Class A)</td><td>Moderate (Class B)</td><td>Relatively High (Class C)</td></tr> <tr> <td>Interest Rate Risk ↓</td><td></td><td></td><td></td></tr> <tr> <td>Relatively Low (Class I)</td><td></td><td></td><td></td></tr> <tr> <td>Moderate (Class II)</td><td></td><td></td><td></td></tr> <tr> <td>Relatively High (Class III)</td><td><b>A-III</b></td><td></td><td></td></tr> </table> <p><b>A-III - A Scheme with Relatively High Interest Rate Risk and Relatively Low Credit Risk.</b></p>	Credit Risk →	Relatively Low (Class A)	Moderate (Class B)	Relatively High (Class C)	Interest Rate Risk ↓				Relatively Low (Class I)				Moderate (Class II)				Relatively High (Class III)	<b>A-III</b>		
Credit Risk →	Relatively Low (Class A)	Moderate (Class B)	Relatively High (Class C)																				
Interest Rate Risk ↓																							
Relatively Low (Class I)																							
Moderate (Class II)																							
Relatively High (Class III)	<b>A-III</b>																						
<p><b>NIFTY G-Sec Sep 2032 Index</b></p>  <p><b>RISKOMETER</b></p> <p><i>The risk of the benchmark is moderate</i></p>	<p><b>HDFC Nifty G-Sec Sep 2032 Index Fund</b></p>	 <p><b>RISKOMETER</b></p> <p><i>The risk of the scheme is moderate</i></p>	<table border="1"> <tr> <td>Credit Risk →</td><td>Relatively Low (Class A)</td><td>Moderate (Class B)</td><td>Relatively High (Class C)</td></tr> <tr> <td>Interest Rate Risk ↓</td><td></td><td></td><td></td></tr> <tr> <td>Relatively Low (Class I)</td><td></td><td></td><td></td></tr> <tr> <td>Moderate (Class II)</td><td></td><td></td><td></td></tr> <tr> <td>Relatively High (Class III)</td><td><b>A-III</b></td><td></td><td></td></tr> </table> <p><b>A-III - A Scheme with Relatively High Interest Rate Risk and Relatively Low Credit Risk.</b></p>	Credit Risk →	Relatively Low (Class A)	Moderate (Class B)	Relatively High (Class C)	Interest Rate Risk ↓				Relatively Low (Class I)				Moderate (Class II)				Relatively High (Class III)	<b>A-III</b>		
Credit Risk →	Relatively Low (Class A)	Moderate (Class B)	Relatively High (Class C)																				
Interest Rate Risk ↓																							
Relatively Low (Class I)																							
Moderate (Class II)																							
Relatively High (Class III)	<b>A-III</b>																						



# BENCHMARK AND SCHEME RISKOMETERS

NAME AND RISKOMETER OF BENCHMARK	NAME OF SCHEME(S)	RISKOMETER OF THE SCHEME(S)	POTENTIAL RISK CLASS (Maximum risk the Scheme can take)																				
<p><b>NIFTY G-Sec Jun 2036 Index</b></p> <p><b>RISKOMETER</b> The risk of the benchmark is moderate</p>	HDFC NIFTY G-sec Jun 2036 Index Fund	<p><b>RISKOMETER</b> The risk of the scheme is moderate</p>	<table border="1"> <tr> <td>Credit Risk →</td><td>Relatively Low (Class A)</td><td>Moderate (Class B)</td><td>Relatively High (Class C)</td></tr> <tr> <td>Interest Rate Risk ↓</td><td></td><td></td><td></td></tr> <tr> <td>Relatively Low (Class I)</td><td></td><td></td><td></td></tr> <tr> <td>Moderate (Class II)</td><td></td><td></td><td></td></tr> <tr> <td>Relatively High (Class III)</td><td><b>A-III</b></td><td></td><td></td></tr> </table> <p><b>A-III - A Scheme with Relatively High Interest Rate Risk and Relatively Low Credit Risk.</b></p>	Credit Risk →	Relatively Low (Class A)	Moderate (Class B)	Relatively High (Class C)	Interest Rate Risk ↓				Relatively Low (Class I)				Moderate (Class II)				Relatively High (Class III)	<b>A-III</b>		
Credit Risk →	Relatively Low (Class A)	Moderate (Class B)	Relatively High (Class C)																				
Interest Rate Risk ↓																							
Relatively Low (Class I)																							
Moderate (Class II)																							
Relatively High (Class III)	<b>A-III</b>																						
<p><b>NIFTY SDL Plus G-Sec Jun 2027 40:60 Index</b></p> <p><b>RISKOMETER</b> The risk of the benchmark is low to moderate</p>	HDFC NIFTY SDL Plus G-Sec Jun 2027 40:60 Index Fund	<p><b>RISKOMETER</b> The risk of the scheme is low to moderate</p>	<table border="1"> <tr> <td>Credit Risk →</td><td>Relatively Low (Class A)</td><td>Moderate (Class B)</td><td>Relatively High (Class C)</td></tr> <tr> <td>Interest Rate Risk ↓</td><td></td><td></td><td></td></tr> <tr> <td>Relatively Low (Class I)</td><td></td><td></td><td></td></tr> <tr> <td>Moderate (Class II)</td><td></td><td></td><td></td></tr> <tr> <td>Relatively High (Class III)</td><td><b>A-III</b></td><td></td><td></td></tr> </table> <p><b>A-III - A Scheme with Relatively High Interest Rate Risk and Relatively Low Credit Risk.</b></p>	Credit Risk →	Relatively Low (Class A)	Moderate (Class B)	Relatively High (Class C)	Interest Rate Risk ↓				Relatively Low (Class I)				Moderate (Class II)				Relatively High (Class III)	<b>A-III</b>		
Credit Risk →	Relatively Low (Class A)	Moderate (Class B)	Relatively High (Class C)																				
Interest Rate Risk ↓																							
Relatively Low (Class I)																							
Moderate (Class II)																							
Relatively High (Class III)	<b>A-III</b>																						
<p><b>NIFTY SDL Oct 2026 Index</b></p> <p><b>RISKOMETER</b> The risk of the benchmark is moderate</p>	HDFC Nifty SDL Oct 2026 Index Fund	<p><b>RISKOMETER</b> The risk of the scheme is low to moderate</p>	<table border="1"> <tr> <td>Credit Risk →</td><td>Relatively Low (Class A)</td><td>Moderate (Class B)</td><td>Relatively High (Class C)</td></tr> <tr> <td>Interest Rate Risk ↓</td><td></td><td></td><td></td></tr> <tr> <td>Relatively Low (Class I)</td><td></td><td></td><td></td></tr> <tr> <td>Moderate (Class II)</td><td></td><td></td><td></td></tr> <tr> <td>Relatively High (Class III)</td><td><b>A-III</b></td><td></td><td></td></tr> </table> <p><b>A-III - A Scheme with Relatively High Interest Rate Risk and Relatively Low Credit Risk.</b></p>	Credit Risk →	Relatively Low (Class A)	Moderate (Class B)	Relatively High (Class C)	Interest Rate Risk ↓				Relatively Low (Class I)				Moderate (Class II)				Relatively High (Class III)	<b>A-III</b>		
Credit Risk →	Relatively Low (Class A)	Moderate (Class B)	Relatively High (Class C)																				
Interest Rate Risk ↓																							
Relatively Low (Class I)																							
Moderate (Class II)																							
Relatively High (Class III)	<b>A-III</b>																						

Benchmark and Scheme Riskometer as on October 31, 2025