

## SCHEME PERFORMANCE - DIRECT PLAN - GROWTH OPTION (ANUPAM JOSHI & SANKALP BAID)

HDFC NIFTY G-SEC APR 2029 INDEX FUND		NAV as at July 31, 2025		₹12.3504	
Date	Period	Scheme Returns (%)	Benchmark Returns (%)#	Additional Returns (%)##	Value of ₹10,000 invested (₹) Benchmark (₹)##
Jul 31, 24	Last 1 Year	9.59	9.79	9.88	10,959 10,979 10,988
Mar 10, 23	Since Inception	9.22	9.42	9.52	12,350 12,407 12,432
#NIFTY G- Sec Apr 2029 Index ##CRISIL 10 Year Gilt Index. This scheme is managed by Anupam Joshi from August 31, 2024 & Sankalp Baid from March 01, 2025.					

HDFC NIFTY G-SEC DEC 2026 INDEX FUND		NAV as at July 31, 2025		₹12.2885	
Date	Period	Scheme Returns (%)	Benchmark Returns (%)#	Additional Returns (%)##	Value of ₹10,000 invested (₹) Benchmark (₹)##
Jul 31, 24	Last 1 Year	8.17	8.42	9.88	10,817 10,842 10,988
Nov 10, 22	Since Inception	7.86	8.06	9.05	12,289 12,352 12,662
#NIFTY G-Sec Dec 2026 Index ##CRISIL 10 Year Gilt Index. This scheme is managed by Anupam Joshi from August 31, 2024 & Sankalp Baid from March 01, 2025.					

HDFC NIFTY G-SEC JUL 2031 INDEX FUND		NAV as at July 31, 2025		₹12.7272	
Date	Period	Scheme Returns (%)	Benchmark Returns (%)#	Additional Returns (%)##	Value of ₹10,000 invested (₹) Benchmark (₹)##
Jul 31, 24	Last 1 Year	10.30	10.54	9.88	11,030 11,054 10,988
Nov 10, 22	Since Inception	9.26	9.47	9.05	12,727 12,795 12,662
#NIFTY G-Sec July 2031 Index ##CRISIL 10 Year Gilt Index. This scheme is managed by Anupam Joshi from August 31, 2024 & Sankalp Baid from March 01, 2025.					

HDFC NIFTY G-SEC JUN 2027 INDEX FUND		NAV as at July 31, 2025		₹12.2754	
Date	Period	Scheme Returns (%)	Benchmark Returns (%)#	Additional Returns (%)##	Value of ₹10,000 invested (₹) Benchmark (₹)##
Jul 31, 24	Last 1 Year	8.73	8.56	9.88	10,873 10,856 10,988
Dec 09, 22	Since Inception	8.06	8.07	8.98	12,275 12,277 12,552
#NIFTY G-Sec Jun 2027 Index ##CRISIL 10 Year Gilt Index. This scheme is managed by Anupam Joshi from August 31, 2024 & Sankalp Baid from March 01, 2025.					

HDFC NIFTY G-SEC JUN 2036 INDEX FUND		NAV as at July 31, 2025		₹12.5892	
Date	Period	Scheme Returns (%)	Benchmark Returns (%)#	Additional Returns (%)##	Value of ₹10,000 invested (₹) Benchmark (₹)##
Jul 31, 24	Last 1 Year	9.93	10.15	9.88	10,993 11,015 10,988
Mar 15, 23	Since Inception	10.15	10.00	9.32	12,589 12,546 12,364
#NIFTY G-Sec Jun 2036 Index ##CRISIL 10 Year Gilt Index. This scheme is managed by Anupam Joshi from August 31, 2024 & Sankalp Baid from March 01, 2025.					

HDFC NIFTY G-SEC SEP 2032 INDEX FUND		NAV as at July 31, 2025		₹12.6549	
Date	Period	Scheme Returns (%)	Benchmark Returns (%)#	Additional Returns (%)##	Value of ₹10,000 invested (₹) Benchmark (₹)##
Jul 31, 24	Last 1 Year	10.47	10.77	9.88	11,047 11,077 10,988
Dec 09, 22	Since Inception	9.31	9.56	8.98	12,655 12,731 12,552
#NIFTY G-Sec Sep 2032 Index ##CRISIL 10 Year Gilt Index. This scheme is managed by Anupam Joshi from August 31, 2024 & Sankalp Baid from March 01, 2025.					




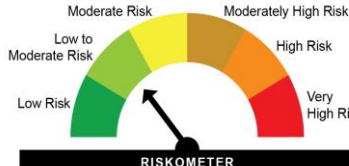





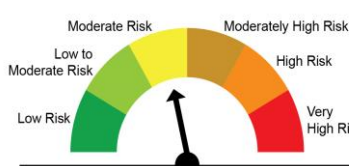
HDFC NIFTY SDL PLUS G-SEC JUN 2027 40:60 INDEX FUND		NAV as at July 31, 2025		₹12.0466	
Date	Period	Scheme Returns (%)	Benchmark Returns (%)#	Additional Returns (%)##	Value of ₹10,000 invested (₹) Benchmark (₹)##
Jul 31, 24	Last 1 Year	8.68	8.93	9.88	10,868 10,893 10,988
Mar 23, 23	Since Inception	8.21	8.47	9.29	12,047 12,114 12,330
#NIFTY SDL Plus G-Sec Jun 2027 40:60 Index ##CRISIL 10 Year Gilt Index. This scheme is managed by Anupam Joshi from August 31, 2024 & Sankalp Baid from March 01, 2025.					

HDFC NIFTY SDL OCT 2026 INDEX FUND		NAV as at July 31, 2025		₹12.1082	
Date	Period	Scheme Returns (%)	Benchmark Returns (%)#	Additional Returns (%)##	Value of ₹10,000 invested (₹) Benchmark (₹)##
Jul 31, 24	Last 1 Year	8.29	8.55	9.88	10,829 10,855 10,988
Feb 24, 23	Since Inception	8.18	8.37	9.48	12,108 12,159 12,464
#NIFTY SDL Oct 2026 Index ##CRISIL 10 Year Gilt Index. This scheme is managed by Anupam Joshi from August 31, 2024 & Sankalp Baid from March 01, 2025.					

**Past performance may or may not be sustained in future and is not a guarantee of any future returns.** Returns greater than 1 year period are compounded annualized (CAGR). Different plans viz. Regular Plan and Direct Plan have a different expense structure. The expenses of the Direct Plan under the Scheme will be lower to the extent of the distribution expenses / commission charged in the Regular Plan. Load is not taken into consideration for computation of performance. Since Inception Date = Date of First allotment in the Scheme / Plan. N.A: Not Available

**MUTUAL FUND INVESTMENTS ARE SUBJECT TO MARKET RISKS, READ ALL SCHEME RELATED DOCUMENTS CAREFULLY.**

# BENCHMARK AND SCHEME RISKOMETERS

NAME AND RISKOMETER OF BENCHMARK	NAME OF SCHEME(S)	RISKOMETER OF THE SCHEME(S)	POTENTIAL RISK CLASS (Maximum risk the Scheme can take)																				
<p>NIFTY G- Sec Apr 2029 Index</p>  <p>The risk of the benchmark is moderate</p>	HDFC NIFTY G-Sec Apr 2029 Index Fund	 <p>The risk of the scheme is moderate</p>	<table border="1"> <tr> <td>Credit Risk →</td><td>Relatively Low (Class A)</td><td>Moderate (Class B)</td><td>Relatively High (Class C)</td></tr> <tr> <td>Interest Rate Risk ↓</td><td></td><td></td><td></td></tr> <tr> <td>Relatively Low (Class I)</td><td></td><td></td><td></td></tr> <tr> <td>Moderate (Class II)</td><td></td><td></td><td></td></tr> <tr> <td>Relatively High (Class III)</td><td>A-III</td><td></td><td></td></tr> </table> <p>A-III - A Scheme with Relatively High Interest Rate Risk and Relatively Low Credit Risk.</p>	Credit Risk →	Relatively Low (Class A)	Moderate (Class B)	Relatively High (Class C)	Interest Rate Risk ↓				Relatively Low (Class I)				Moderate (Class II)				Relatively High (Class III)	A-III		
Credit Risk →	Relatively Low (Class A)	Moderate (Class B)	Relatively High (Class C)																				
Interest Rate Risk ↓																							
Relatively Low (Class I)																							
Moderate (Class II)																							
Relatively High (Class III)	A-III																						
<p>NIFTY G-Sec Dec 2026 Index</p>  <p>The risk of the benchmark is moderate</p>	HDFC Nifty G-Sec Dec 2026 Index Fund	 <p>The risk of the scheme is low to moderate</p>	<table border="1"> <tr> <td>Credit Risk →</td><td>Relatively Low (Class A)</td><td>Moderate (Class B)</td><td>Relatively High (Class C)</td></tr> <tr> <td>Interest Rate Risk ↓</td><td></td><td></td><td></td></tr> <tr> <td>Relatively Low (Class I)</td><td></td><td></td><td></td></tr> <tr> <td>Moderate (Class II)</td><td></td><td></td><td></td></tr> <tr> <td>Relatively High (Class III)</td><td>A-III</td><td></td><td></td></tr> </table> <p>A-III - A Scheme with Relatively High Interest Rate Risk and Relatively Low Credit Risk.</p>	Credit Risk →	Relatively Low (Class A)	Moderate (Class B)	Relatively High (Class C)	Interest Rate Risk ↓				Relatively Low (Class I)				Moderate (Class II)				Relatively High (Class III)	A-III		
Credit Risk →	Relatively Low (Class A)	Moderate (Class B)	Relatively High (Class C)																				
Interest Rate Risk ↓																							
Relatively Low (Class I)																							
Moderate (Class II)																							
Relatively High (Class III)	A-III																						
<p>NIFTY G-Sec July 2031 Index</p>  <p>The risk of the benchmark is moderate</p>	HDFC Nifty G-Sec Jul 2031 Index Fund	 <p>The risk of the scheme is moderate</p>	<table border="1"> <tr> <td>Credit Risk →</td><td>Relatively Low (Class A)</td><td>Moderate (Class B)</td><td>Relatively High (Class C)</td></tr> <tr> <td>Interest Rate Risk ↓</td><td></td><td></td><td></td></tr> <tr> <td>Relatively Low (Class I)</td><td></td><td></td><td></td></tr> <tr> <td>Moderate (Class II)</td><td></td><td></td><td></td></tr> <tr> <td>Relatively High (Class III)</td><td>A-III</td><td></td><td></td></tr> </table> <p>A-III - A Scheme with Relatively High Interest Rate Risk and Relatively Low Credit Risk.</p>	Credit Risk →	Relatively Low (Class A)	Moderate (Class B)	Relatively High (Class C)	Interest Rate Risk ↓				Relatively Low (Class I)				Moderate (Class II)				Relatively High (Class III)	A-III		
Credit Risk →	Relatively Low (Class A)	Moderate (Class B)	Relatively High (Class C)																				
Interest Rate Risk ↓																							
Relatively Low (Class I)																							
Moderate (Class II)																							
Relatively High (Class III)	A-III																						
<p>NIFTY G-Sec Jun 2027 Index</p>  <p>The risk of the benchmark is low to moderate</p>	HDFC Nifty G-Sec Jun 2027 Index Fund	 <p>The risk of the scheme is low to moderate</p>	<table border="1"> <tr> <td>Credit Risk →</td><td>Relatively Low (Class A)</td><td>Moderate (Class B)</td><td>Relatively High (Class C)</td></tr> <tr> <td>Interest Rate Risk ↓</td><td></td><td></td><td></td></tr> <tr> <td>Relatively Low (Class I)</td><td></td><td></td><td></td></tr> <tr> <td>Moderate (Class II)</td><td></td><td></td><td></td></tr> <tr> <td>Relatively High (Class III)</td><td>A-III</td><td></td><td></td></tr> </table> <p>A-III - A Scheme with Relatively High Interest Rate Risk and Relatively Low Credit Risk.</p>	Credit Risk →	Relatively Low (Class A)	Moderate (Class B)	Relatively High (Class C)	Interest Rate Risk ↓				Relatively Low (Class I)				Moderate (Class II)				Relatively High (Class III)	A-III		
Credit Risk →	Relatively Low (Class A)	Moderate (Class B)	Relatively High (Class C)																				
Interest Rate Risk ↓																							
Relatively Low (Class I)																							
Moderate (Class II)																							
Relatively High (Class III)	A-III																						
<p>NIFTY G-Sec Sep 2032 Index</p>  <p>The risk of the benchmark is moderate</p>	HDFC Nifty G-Sec Sep 2032 Index Fund	 <p>The risk of the scheme is moderate</p>	<table border="1"> <tr> <td>Credit Risk →</td><td>Relatively Low (Class A)</td><td>Moderate (Class B)</td><td>Relatively High (Class C)</td></tr> <tr> <td>Interest Rate Risk ↓</td><td></td><td></td><td></td></tr> <tr> <td>Relatively Low (Class I)</td><td></td><td></td><td></td></tr> <tr> <td>Moderate (Class II)</td><td></td><td></td><td></td></tr> <tr> <td>Relatively High (Class III)</td><td>A-III</td><td></td><td></td></tr> </table> <p>A-III - A Scheme with Relatively High Interest Rate Risk and Relatively Low Credit Risk.</p>	Credit Risk →	Relatively Low (Class A)	Moderate (Class B)	Relatively High (Class C)	Interest Rate Risk ↓				Relatively Low (Class I)				Moderate (Class II)				Relatively High (Class III)	A-III		
Credit Risk →	Relatively Low (Class A)	Moderate (Class B)	Relatively High (Class C)																				
Interest Rate Risk ↓																							
Relatively Low (Class I)																							
Moderate (Class II)																							
Relatively High (Class III)	A-III																						

# BENCHMARK AND SCHEME RISKOMETERS

NAME AND RISKOMETER OF BENCHMARK	NAME OF SCHEME(S)	RISKOMETER OF THE SCHEME(S)	POTENTIAL RISK CLASS (Maximum risk the Scheme can take)																				
<p><b>NIFTY G-Sec Jun 2036 Index</b></p> <p><b>RISKOMETER</b> The risk of the benchmark is moderate</p>	HDFC NIFTY G-sec Jun 2036 Index Fund	<p><b>RISKOMETER</b> The risk of the scheme is moderate</p>	<table border="1"> <tr> <td>Credit Risk →</td><td>Relatively Low (Class A)</td><td>Moderate (Class B)</td><td>Relatively High (Class C)</td></tr> <tr> <td>Interest Rate Risk ↓</td><td></td><td></td><td></td></tr> <tr> <td>Relatively Low (Class I)</td><td></td><td></td><td></td></tr> <tr> <td>Moderate (Class II)</td><td></td><td></td><td></td></tr> <tr> <td>Relatively High (Class III)</td><td><b>A-III</b></td><td></td><td></td></tr> </table> <p><b>A-III - A Scheme with Relatively High Interest Rate Risk and Relatively Low Credit Risk.</b></p>	Credit Risk →	Relatively Low (Class A)	Moderate (Class B)	Relatively High (Class C)	Interest Rate Risk ↓				Relatively Low (Class I)				Moderate (Class II)				Relatively High (Class III)	<b>A-III</b>		
Credit Risk →	Relatively Low (Class A)	Moderate (Class B)	Relatively High (Class C)																				
Interest Rate Risk ↓																							
Relatively Low (Class I)																							
Moderate (Class II)																							
Relatively High (Class III)	<b>A-III</b>																						
<p><b>NIFTY SDL Plus G-Sec Jun 2027 40:60 Index</b></p> <p><b>RISKOMETER</b> The risk of the benchmark is low to moderate</p>	HDFC NIFTY SDL Plus G-Sec Jun 2027 40:60 Index Fund	<p><b>RISKOMETER</b> The risk of the scheme is low to moderate</p>	<table border="1"> <tr> <td>Credit Risk →</td><td>Relatively Low (Class A)</td><td>Moderate (Class B)</td><td>Relatively High (Class C)</td></tr> <tr> <td>Interest Rate Risk ↓</td><td></td><td></td><td></td></tr> <tr> <td>Relatively Low (Class I)</td><td></td><td></td><td></td></tr> <tr> <td>Moderate (Class II)</td><td></td><td></td><td></td></tr> <tr> <td>Relatively High (Class III)</td><td><b>A-III</b></td><td></td><td></td></tr> </table> <p><b>A-III - A Scheme with Relatively High Interest Rate Risk and Relatively Low Credit Risk.</b></p>	Credit Risk →	Relatively Low (Class A)	Moderate (Class B)	Relatively High (Class C)	Interest Rate Risk ↓				Relatively Low (Class I)				Moderate (Class II)				Relatively High (Class III)	<b>A-III</b>		
Credit Risk →	Relatively Low (Class A)	Moderate (Class B)	Relatively High (Class C)																				
Interest Rate Risk ↓																							
Relatively Low (Class I)																							
Moderate (Class II)																							
Relatively High (Class III)	<b>A-III</b>																						
<p><b>NIFTY SDL Oct 2026 Index</b></p> <p><b>RISKOMETER</b> The risk of the benchmark is moderate</p>	HDFC Nifty SDL Oct 2026 Index Fund	<p><b>RISKOMETER</b> The risk of the scheme is low to moderate</p>	<table border="1"> <tr> <td>Credit Risk →</td><td>Relatively Low (Class A)</td><td>Moderate (Class B)</td><td>Relatively High (Class C)</td></tr> <tr> <td>Interest Rate Risk ↓</td><td></td><td></td><td></td></tr> <tr> <td>Relatively Low (Class I)</td><td></td><td></td><td></td></tr> <tr> <td>Moderate (Class II)</td><td></td><td></td><td></td></tr> <tr> <td>Relatively High (Class III)</td><td><b>A-III</b></td><td></td><td></td></tr> </table> <p><b>A-III - A Scheme with Relatively High Interest Rate Risk and Relatively Low Credit Risk.</b></p>	Credit Risk →	Relatively Low (Class A)	Moderate (Class B)	Relatively High (Class C)	Interest Rate Risk ↓				Relatively Low (Class I)				Moderate (Class II)				Relatively High (Class III)	<b>A-III</b>		
Credit Risk →	Relatively Low (Class A)	Moderate (Class B)	Relatively High (Class C)																				
Interest Rate Risk ↓																							
Relatively Low (Class I)																							
Moderate (Class II)																							
Relatively High (Class III)	<b>A-III</b>																						

Benchmark and Scheme Riskometer as on July 31, 2025