

SCHEME PERFORMANCE - REGULAR PLAN - GROWTH OPTION (ANUPAM JOSHI)

HDFC CORPORATE BOND FUND		NAV as at July 31, 2025		₹32.8571	
Date	Period	Scheme Returns (%)	Benchmark Returns (%)#	Additional Returns (%)##	Value of ₹10,000 invested (₹) Benchmark (₹)##
Jul 31, 24	Last 1 Year	9.03	8.29	9.88	10,903 10,829 10,988
Jul 29, 22	Last 3 Years	7.98	7.31	8.69	12,599 12,366 12,850
Jul 31, 20	Last 5 Years	6.28	5.94	5.33	13,564 13,347 12,966
Jul 31, 15	Last 10 Years	7.72	7.25	6.85	21,042 20,149 19,416
Jun 29, 10	Since Inception	8.20	7.75	6.58	32,857 30,860 26,167
#NIFTY Corporate Bond Index A- II ##CRISIL 10 Year Gilt Index. This scheme is managed by Anupam Joshi from October 27, 2015.					

HDFC FMP 1876D MARCH 2022 (46)		NAV as at July 31, 2025		₹12.4433	
Date	Period	Scheme Returns (%)	Benchmark Returns (%)#	Additional Returns (%)##	Value of ₹10,000 invested (₹) Benchmark (₹)##
Jul 31, 24	Last 1 Year	8.59	8.99	9.88	10,859 10,899 10,988
Jul 29, 22	Last 3 Years	7.83	8.16	8.69	12,547 12,662 12,850
Mar 29, 22	Since Inception	6.76	6.99	7.45	12,443 12,533 12,716
#NIFTY Medium To Long Duration Debt Index ##CRISIL 10 Year Gilt Index. This scheme is managed by Anupam Joshi from August 31, 2024.					

HDFC FMP 1861D MARCH 2022 (46)		NAV as at July 31, 2025		₹12.4753	
Date	Period	Scheme Returns (%)	Benchmark Returns (%)#	Additional Returns (%)##	Value of ₹10,000 invested (₹) Benchmark (₹)##
Jul 31, 24	Last 1 Year	8.55	8.99	9.88	10,855 10,899 10,988
Jul 29, 22	Last 3 Years	7.81	8.16	8.69	12,540 12,662 12,850
Mar 09, 22	Since Inception	6.73	7.08	7.53	12,475 12,615 12,799
#NIFTY Medium To Long Duration Debt Index ##CRISIL 10 Year Gilt Index. This scheme is managed by Anupam Joshi from August 31, 2024.					
not_found					

HDFC FMP 1158D JULY 2022 (46)		NAV as at July 31, 2025		₹12.2147	
Date	Period	Scheme Returns (%)	Benchmark Returns (%)#	Additional Returns (%)##	Value of ₹10,000 invested (₹) Benchmark (₹)##
Jul 31, 24	Last 1 Year	6.64	8.88	9.88	10,664 10,888 10,988
Jul 29, 22	Last 3 Years	6.74	7.72	8.69	12,167 12,507 12,850
Jul 26, 22	Since Inception	6.86	7.77	8.82	12,215 12,531 12,904
#NIFTY Medium Duration Debt Index ##CRISIL 10 Year Gilt Index. This scheme is managed by Anupam Joshi from August 31, 2024.					

HDFC FMP 1406D AUGUST 2022(46)		NAV as at July 31, 2025		₹12.2550	
Date	Period	Scheme Returns (%)	Benchmark Returns (%)#	Additional Returns (%)##	Value of ₹10,000 invested (₹) Benchmark (₹)##
Jul 31, 24	Last 1 Year	7.76	8.88	9.88	10,776 10,888 10,988
Aug 25, 22	Since Inception	7.18	7.65	8.67	12,255 12,414 12,762
#NIFTY Medium Duration Debt Index ##CRISIL 10 Year Gilt Index. This scheme is managed by Anupam Joshi from August 31, 2024.					

HDFC FMP 1359D SEPTEMBER2022 (46)		NAV as at July 31, 2025		₹12.2866	
Date	Period	Scheme Returns (%)	Benchmark Returns (%)#	Additional Returns (%)##	Value of ₹10,000 invested (₹) Benchmark (₹)##
Jul 31, 24	Last 1 Year	7.60	8.88	9.88	10,760 10,888 10,988
Oct 11, 22	Since Inception	7.62	8.26	9.27	12,287 12,493 12,823
#NIFTY Medium Duration Debt Index ##CRISIL 10 Year Gilt Index. This scheme is managed by Anupam Joshi from August 31, 2024.					



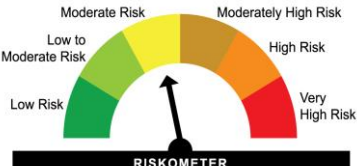




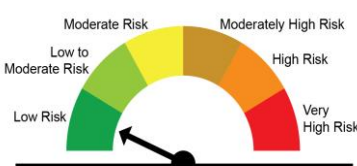

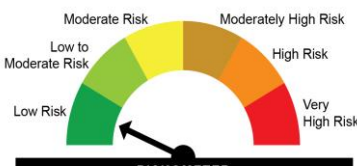
HDFC FMP 1204D DECEMBER2022 (47)		NAV as at July 31, 2025		₹11.9928	
Date	Period	Scheme Returns (%)	Benchmark Returns (%)#	Additional Returns (%)##	Value of ₹10,000 invested (₹) Benchmark (₹)##
Jul 31, 24	Last 1 Year	7.32	8.88	9.88	10,732 10,888 10,988
Dec 27, 22	Since Inception	7.26	8.00	9.04	11,993 12,210 12,517
#NIFTY Medium Duration Debt Index ##CRISIL 10 Year Gilt Index. This scheme is managed by Anupam Joshi from August 31, 2024.					

HDFC FMP 2638D FEBRUARY 2023 (47)		NAV as at July 31, 2025		₹12.5042	
Date	Period	Scheme Returns (%)	Benchmark Returns (%)#	Additional Returns (%)##	Value of ₹10,000 invested (₹) Benchmark (₹)##
Jul 31, 24	Last 1 Year	10.05	7.66	9.88	11,005 10,766 10,988
Feb 23, 23	Since Inception	9.61	8.63	9.39	12,504 12,235 12,442
#NIFTY Long Duration Debt Index ##CRISIL 10 Year Gilt Index. This scheme is managed by Anupam Joshi from August 31, 2024.					

HDFC FMP 1269D MARCH 2023 (47)		NAV as at July 31, 2025		₹11.8886	
Date	Period	Scheme Returns (%)	Benchmark Returns (%)#	Additional Returns (%)##	Value of ₹10,000 invested (₹) Benchmark (₹)##
Jul 31, 24	Last 1 Year	7.95	8.88	9.88	10,795 10,888 10,988
Mar 21, 23	Since Inception	7.59	8.32	9.31	11,889 12,081 12,342
#NIFTY Medium Duration Debt Index ##CRISIL 10 Year Gilt Index. This scheme is managed by Anupam Joshi from August 31, 2024.					

Past performance may or may not be sustained in future and is not a guarantee of any future returns. Returns greater than 1 year period are compounded annualized (CAGR). Different plans viz. Regular Plan and Direct Plan have a different expense structure. The expenses of the Direct Plan under the Scheme will be lower to the extent of the distribution expenses / commission charged in the Regular Plan. Load is not taken into consideration for computation of performance. Since Inception Date = Date of First allotment in the Scheme / Plan. N.A: Not Available

BENCHMARK AND SCHEME RISKOMETERS

NAME AND RISKOMETER OF BENCHMARK	NAME OF SCHEME(S)	RISKOMETER OF THE SCHEME(S)	POTENTIAL RISK CLASS (Maximum risk the Scheme can take)																				
NIFTY Corporate Bond Index A- II  <i>The risk of the benchmark is moderate</i>	HDFC Corporate Bond Fund	 <i>The risk of the scheme is moderate</i>	<table border="1"> <tr> <td>Credit Risk →</td><td>Relatively Low (Class A)</td><td>Moderate (Class B)</td><td>Relatively High (Class C)</td></tr> <tr> <td>Interest Rate Risk ↓</td><td></td><td></td><td></td></tr> <tr> <td>Relatively Low (Class I)</td><td></td><td></td><td></td></tr> <tr> <td>Moderate (Class II)</td><td></td><td></td><td></td></tr> <tr> <td>Relatively High (Class III)</td><td></td><td>B-III</td><td></td></tr> </table> <p>B-III - A Scheme with Relatively High Interest Rate Risk and Moderate Credit Risk.</p>	Credit Risk →	Relatively Low (Class A)	Moderate (Class B)	Relatively High (Class C)	Interest Rate Risk ↓				Relatively Low (Class I)				Moderate (Class II)				Relatively High (Class III)		B-III	
Credit Risk →	Relatively Low (Class A)	Moderate (Class B)	Relatively High (Class C)																				
Interest Rate Risk ↓																							
Relatively Low (Class I)																							
Moderate (Class II)																							
Relatively High (Class III)		B-III																					
NIFTY Medium To Long Duration Debt Index  <i>The risk of the benchmark is moderate</i>	HDFC FMP 1876D March 2022 (46)	 <i>The risk of the scheme is low to moderate</i>	<table border="1"> <tr> <td>Credit Risk →</td><td>Relatively Low (Class A)</td><td>Moderate (Class B)</td><td>Relatively High (Class C)</td></tr> <tr> <td>Interest Rate Risk ↓</td><td></td><td></td><td></td></tr> <tr> <td>Relatively Low (Class I)</td><td></td><td></td><td></td></tr> <tr> <td>Moderate (Class II)</td><td></td><td></td><td></td></tr> <tr> <td>Relatively High (Class III)</td><td>A-III</td><td></td><td></td></tr> </table> <p>A-III - A Scheme with Relatively High Interest Rate Risk and Relatively Low Credit Risk.</p>	Credit Risk →	Relatively Low (Class A)	Moderate (Class B)	Relatively High (Class C)	Interest Rate Risk ↓				Relatively Low (Class I)				Moderate (Class II)				Relatively High (Class III)	A-III		
Credit Risk →	Relatively Low (Class A)	Moderate (Class B)	Relatively High (Class C)																				
Interest Rate Risk ↓																							
Relatively Low (Class I)																							
Moderate (Class II)																							
Relatively High (Class III)	A-III																						
NIFTY Medium To Long Duration Debt Index  <i>The risk of the benchmark is moderate</i>	HDFC FMP 1861D March 2022 (46)	 <i>The risk of the scheme is low to moderate</i>	<table border="1"> <tr> <td>Credit Risk →</td><td>Relatively Low (Class A)</td><td>Moderate (Class B)</td><td>Relatively High (Class C)</td></tr> <tr> <td>Interest Rate Risk ↓</td><td></td><td></td><td></td></tr> <tr> <td>Relatively Low (Class I)</td><td></td><td></td><td></td></tr> <tr> <td>Moderate (Class II)</td><td></td><td></td><td></td></tr> <tr> <td>Relatively High (Class III)</td><td>A-III</td><td></td><td></td></tr> </table> <p>A-III - A Scheme with Relatively High Interest Rate Risk and Relatively Low Credit Risk.</p>	Credit Risk →	Relatively Low (Class A)	Moderate (Class B)	Relatively High (Class C)	Interest Rate Risk ↓				Relatively Low (Class I)				Moderate (Class II)				Relatively High (Class III)	A-III		
Credit Risk →	Relatively Low (Class A)	Moderate (Class B)	Relatively High (Class C)																				
Interest Rate Risk ↓																							
Relatively Low (Class I)																							
Moderate (Class II)																							
Relatively High (Class III)	A-III																						
NIFTY Medium Duration Debt Index  <i>The risk of the benchmark is moderate</i>	HDFC FMP 1162D March 2022 (46)	 <i>The risk of the scheme is low</i>	<table border="1"> <tr> <td>Credit Risk →</td><td>Relatively Low (Class A)</td><td>Moderate (Class B)</td><td>Relatively High (Class C)</td></tr> <tr> <td>Interest Rate Risk ↓</td><td></td><td></td><td></td></tr> <tr> <td>Relatively Low (Class I)</td><td></td><td></td><td></td></tr> <tr> <td>Moderate (Class II)</td><td></td><td></td><td></td></tr> <tr> <td>Relatively High (Class III)</td><td>A-III</td><td></td><td></td></tr> </table> <p>A-III - A Scheme with Relatively High Interest Rate Risk and Relatively Low Credit Risk.</p>	Credit Risk →	Relatively Low (Class A)	Moderate (Class B)	Relatively High (Class C)	Interest Rate Risk ↓				Relatively Low (Class I)				Moderate (Class II)				Relatively High (Class III)	A-III		
Credit Risk →	Relatively Low (Class A)	Moderate (Class B)	Relatively High (Class C)																				
Interest Rate Risk ↓																							
Relatively Low (Class I)																							
Moderate (Class II)																							
Relatively High (Class III)	A-III																						
NIFTY Medium Duration Debt Index  <i>The risk of the benchmark is moderate</i>	HDFC FMP 1158D July 2022 (46)	 <i>The risk of the scheme is low</i>	<table border="1"> <tr> <td>Credit Risk →</td><td>Relatively Low (Class A)</td><td>Moderate (Class B)</td><td>Relatively High (Class C)</td></tr> <tr> <td>Interest Rate Risk ↓</td><td></td><td></td><td></td></tr> <tr> <td>Relatively Low (Class I)</td><td></td><td></td><td></td></tr> <tr> <td>Moderate (Class II)</td><td></td><td></td><td></td></tr> <tr> <td>Relatively High (Class III)</td><td>A-III</td><td></td><td></td></tr> </table> <p>A-III - A Scheme with Relatively High Interest Rate Risk and Relatively Low Credit Risk.</p>	Credit Risk →	Relatively Low (Class A)	Moderate (Class B)	Relatively High (Class C)	Interest Rate Risk ↓				Relatively Low (Class I)				Moderate (Class II)				Relatively High (Class III)	A-III		
Credit Risk →	Relatively Low (Class A)	Moderate (Class B)	Relatively High (Class C)																				
Interest Rate Risk ↓																							
Relatively Low (Class I)																							
Moderate (Class II)																							
Relatively High (Class III)	A-III																						

BENCHMARK AND SCHEME RISKOMETERS

NAME AND RISKOMETER OF BENCHMARK	NAME OF SCHEME(S)	RISKOMETER OF THE SCHEME(S)	POTENTIAL RISK CLASS (Maximum risk the Scheme can take)																				
<p>NIFTY Medium Duration Debt Index</p> <p>RISKOMETER</p> <p>The risk of the benchmark is moderate</p>	HDFC FMP 1406D August 2022(46)	<p>RISKOMETER</p> <p>The risk of the scheme is low to moderate</p>	<table border="1"> <tr> <td>Credit Risk →</td><td>Relatively Low (Class A)</td><td>Moderate (Class B)</td><td>Relatively High (Class C)</td></tr> <tr> <td>Interest Rate Risk ↓</td><td></td><td></td><td></td></tr> <tr> <td>Relatively Low (Class I)</td><td></td><td></td><td></td></tr> <tr> <td>Moderate (Class II)</td><td></td><td></td><td></td></tr> <tr> <td>Relatively High (Class III)</td><td>A-III</td><td></td><td></td></tr> </table> <p>A-III - A Scheme with Relatively High Interest Rate Risk and Relatively Low Credit Risk.</p>	Credit Risk →	Relatively Low (Class A)	Moderate (Class B)	Relatively High (Class C)	Interest Rate Risk ↓				Relatively Low (Class I)				Moderate (Class II)				Relatively High (Class III)	A-III		
Credit Risk →	Relatively Low (Class A)	Moderate (Class B)	Relatively High (Class C)																				
Interest Rate Risk ↓																							
Relatively Low (Class I)																							
Moderate (Class II)																							
Relatively High (Class III)	A-III																						
<p>NIFTY Medium Duration Debt Index</p> <p>RISKOMETER</p> <p>The risk of the benchmark is moderate</p>	HDFC FMP 1359D September 2022 (46)	<p>RISKOMETER</p> <p>The risk of the scheme is low to moderate</p>	<table border="1"> <tr> <td>Credit Risk →</td><td>Relatively Low (Class A)</td><td>Moderate (Class B)</td><td>Relatively High (Class C)</td></tr> <tr> <td>Interest Rate Risk ↓</td><td></td><td></td><td></td></tr> <tr> <td>Relatively Low (Class I)</td><td></td><td></td><td></td></tr> <tr> <td>Moderate (Class II)</td><td></td><td></td><td></td></tr> <tr> <td>Relatively High (Class III)</td><td>A-III</td><td></td><td></td></tr> </table> <p>A-III - A Scheme with Relatively High Interest Rate Risk and Relatively Low Credit Risk.</p>	Credit Risk →	Relatively Low (Class A)	Moderate (Class B)	Relatively High (Class C)	Interest Rate Risk ↓				Relatively Low (Class I)				Moderate (Class II)				Relatively High (Class III)	A-III		
Credit Risk →	Relatively Low (Class A)	Moderate (Class B)	Relatively High (Class C)																				
Interest Rate Risk ↓																							
Relatively Low (Class I)																							
Moderate (Class II)																							
Relatively High (Class III)	A-III																						
<p>NIFTY Medium Duration Debt Index</p> <p>RISKOMETER</p> <p>The risk of the benchmark is moderate</p>	HDFC FMP 1204D December 2022 (47)	<p>RISKOMETER</p> <p>The risk of the scheme is low to moderate</p>	<table border="1"> <tr> <td>Credit Risk →</td><td>Relatively Low (Class A)</td><td>Moderate (Class B)</td><td>Relatively High (Class C)</td></tr> <tr> <td>Interest Rate Risk ↓</td><td></td><td></td><td></td></tr> <tr> <td>Relatively Low (Class I)</td><td></td><td></td><td></td></tr> <tr> <td>Moderate (Class II)</td><td></td><td></td><td></td></tr> <tr> <td>Relatively High (Class III)</td><td>A-III</td><td></td><td></td></tr> </table> <p>A-III - A Scheme with Relatively High Interest Rate Risk and Relatively Low Credit Risk.</p>	Credit Risk →	Relatively Low (Class A)	Moderate (Class B)	Relatively High (Class C)	Interest Rate Risk ↓				Relatively Low (Class I)				Moderate (Class II)				Relatively High (Class III)	A-III		
Credit Risk →	Relatively Low (Class A)	Moderate (Class B)	Relatively High (Class C)																				
Interest Rate Risk ↓																							
Relatively Low (Class I)																							
Moderate (Class II)																							
Relatively High (Class III)	A-III																						
<p>NIFTY Long Duration Debt Index</p> <p>RISKOMETER</p> <p>The risk of the benchmark is moderate</p>	HDFC FMP 2638D February 2023 (47)	<p>RISKOMETER</p> <p>The risk of the scheme is moderate</p>	<table border="1"> <tr> <td>Credit Risk →</td><td>Relatively Low (Class A)</td><td>Moderate (Class B)</td><td>Relatively High (Class C)</td></tr> <tr> <td>Interest Rate Risk ↓</td><td></td><td></td><td></td></tr> <tr> <td>Relatively Low (Class I)</td><td></td><td></td><td></td></tr> <tr> <td>Moderate (Class II)</td><td></td><td></td><td></td></tr> <tr> <td>Relatively High (Class III)</td><td>A-III</td><td></td><td></td></tr> </table> <p>A-III - A Scheme with Relatively High Interest Rate Risk and Relatively Low Credit Risk.</p>	Credit Risk →	Relatively Low (Class A)	Moderate (Class B)	Relatively High (Class C)	Interest Rate Risk ↓				Relatively Low (Class I)				Moderate (Class II)				Relatively High (Class III)	A-III		
Credit Risk →	Relatively Low (Class A)	Moderate (Class B)	Relatively High (Class C)																				
Interest Rate Risk ↓																							
Relatively Low (Class I)																							
Moderate (Class II)																							
Relatively High (Class III)	A-III																						
<p>NIFTY Medium Duration Debt Index</p> <p>RISKOMETER</p> <p>The risk of the benchmark is moderate</p>	HDFC FMP 1269D March 2023 (47)	<p>RISKOMETER</p> <p>The risk of the scheme is low to moderate</p>	<table border="1"> <tr> <td>Credit Risk →</td><td>Relatively Low (Class A)</td><td>Moderate (Class B)</td><td>Relatively High (Class C)</td></tr> <tr> <td>Interest Rate Risk ↓</td><td></td><td></td><td></td></tr> <tr> <td>Relatively Low (Class I)</td><td></td><td></td><td></td></tr> <tr> <td>Moderate (Class II)</td><td></td><td></td><td></td></tr> <tr> <td>Relatively High (Class III)</td><td>A-III</td><td></td><td></td></tr> </table> <p>A-III - A Scheme with Relatively High Interest Rate Risk and Relatively Low Credit Risk.</p>	Credit Risk →	Relatively Low (Class A)	Moderate (Class B)	Relatively High (Class C)	Interest Rate Risk ↓				Relatively Low (Class I)				Moderate (Class II)				Relatively High (Class III)	A-III		
Credit Risk →	Relatively Low (Class A)	Moderate (Class B)	Relatively High (Class C)																				
Interest Rate Risk ↓																							
Relatively Low (Class I)																							
Moderate (Class II)																							
Relatively High (Class III)	A-III																						

Benchmark and Scheme Riskometer as on July 31, 2025