

SCHEME PERFORMANCE - REGULAR PLAN - GROWTH OPTION (ANIL BAMBOLI)

HDFC DYNAMIC DEBT FUND		NAV as at July 31, 2025		₹89.9293	
Date	Period	Scheme Returns (%)	Benchmark Returns (%)#	Additional Returns (%)##	Value of ₹10,000 invested (₹) Benchmark (₹)##
Jul 31, 24	Last 1 Year	7.43	8.98	9.88	10,743 10,898 10,988
Jul 29, 22	Last 3 Years	7.30	8.02	8.69	12,362 12,613 12,850
Jul 31, 20	Last 5 Years	6.26	6.00	5.33	13,551 13,382 12,966
Jul 31, 15	Last 10 Years	6.41	7.57	6.85	18,623 20,751 19,416
Apr 28, 97	Since Inception	8.08	NA	NA	89,929 NA NA

#NIFTY Composite Debt Index A- III ##CRISIL 10 Year Gilt Index. This scheme is managed by Anil Bamboli from February 16, 2004.

HDFC SHORT TERM DEBT FUND		NAV as at July 31, 2025		₹32.3232	
Date	Period	Scheme Returns (%)	Benchmark Returns (%)#	Additional Returns (%)##	Value of ₹10,000 invested (₹) Benchmark (₹)##
Jul 31, 24	Last 1 Year	8.96	8.76	9.88	10,896 10,876 10,988
Jul 29, 22	Last 3 Years	7.81	7.65	8.69	12,540 12,483 12,850
Jul 31, 20	Last 5 Years	6.30	6.06	5.33	13,573 13,425 12,966
Jul 31, 15	Last 10 Years	7.50	7.31	6.85	20,625 20,257 19,416
Jun 25, 10	Since Inception	8.07	7.69	6.62	32,323 30,613 26,332

#CRISIL Short Duration Debt A-II Index ##CRISIL 10 Year Gilt Index. This scheme is managed by Anil Bamboli from June 25, 2010.

HDFC GILT FUND		NAV as at July 31, 2025		₹55.663	
Date	Period	Scheme Returns (%)	Benchmark Returns (%)#	Additional Returns (%)##	Value of ₹10,000 invested (₹) Benchmark (₹)##
Jul 31, 24	Last 1 Year	8.13	8.83	9.88	10,813 10,883 10,988
Jul 29, 22	Last 3 Years	7.65	8.83	8.69	12,481 12,897 12,850
Jul 31, 20	Last 5 Years	5.35	6.10	5.33	12,980 13,447 12,966
Jul 31, 15	Last 10 Years	6.92	7.70	6.85	19,541 21,015 19,416
Jul 25, 01	Since Inception	7.40	NA	NA	55,663 NA NA

#NIFTY All Duration G-Sec Index ##CRISIL 10 Year Gilt Index. This scheme is managed by Anil Bamboli from September 1, 2007.

HDFC BANKING AND PSU DEBT FUND		NAV as at July 31, 2025		₹23.2173	
Date	Period	Scheme Returns (%)	Benchmark Returns (%)#	Additional Returns (%)##	Value of ₹10,000 invested (₹) Benchmark (₹)##
Jul 31, 24	Last 1 Year	8.72	8.33	9.88	10,872 10,833 10,988
Jul 29, 22	Last 3 Years	7.51	7.28	8.69	12,434 12,352 12,850
Jul 31, 20	Last 5 Years	6.05	5.74	5.33	13,416 13,224 12,966
Jul 31, 15	Last 10 Years	7.43	7.11	6.85	20,489 19,892 19,416
Mar 26, 14	Since Inception	7.70	7.46	7.39	23,217 22,640 22,465

#NIFTY Banking & PSU Debt Index A-II ##CRISIL 10 Year Gilt Index. This scheme is managed by Anil Bamboli from March 26, 2014.

HDFC CHARITY FUND FOR CANCER CURE - 50% IDCW DONATION^		NAV as at July 31, 2025		₹10.3022	
Date	Period	Scheme Returns (%)	Benchmark Returns (%)#	Additional Returns (%)##	Value of ₹10,000 invested (₹) Benchmark (₹)##
Jul 31, 24	Last 1 Year	8.11	8.88	9.88	10,811 10,888 10,988
Aug 14, 23	Since Inception	8.16	8.28	9.27	11,665 11,692 11,902

#NIFTY Medium Duration Debt Index ##CRISIL 10 year Gilt Index. This scheme is managed by Anil Bamboli from August 14, 2023.

HDFC CHARITY FUND FOR CANCER CURE - 75% IDCW DONATION^		NAV as at July 31, 2025		₹10.3022	
Date	Period	Scheme Returns (%)	Benchmark Returns (%)#	Additional Returns (%)##	Value of ₹10,000 invested (₹) Benchmark (₹)##
Jul 31, 24	Last 1 Year	8.11	8.88	9.88	10,811 10,888 10,988
Aug 14, 23	Since Inception	8.16	8.28	9.27	11,665 11,692 11,902

#NIFTY Medium Duration Debt Index ##CRISIL 10 year Gilt Index. This scheme is managed by Anil Bamboli from August 14, 2023.




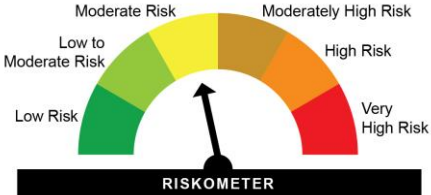


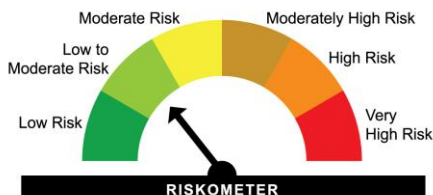



HDFC INCOME PLUS ARBITRAGE ACTIVE FOF		NAV as at July 31, 2025		₹39.1476	
Date	Period	Scheme Returns (%)	Benchmark Returns (%)#	Additional Returns (%)##	Value of ₹10,000 invested (₹) Benchmark (₹)##
Jul 31, 24	Last 1 Year	-0.25	8.32	9.88	9,975 10,832 10,988
Jul 29, 22	Last 3 Years	13.65	7.72	8.69	14,695 12,508 12,850
Jul 31, 20	Last 5 Years	15.82	5.94	5.33	20,852 13,345 12,966
Jul 31, 15	Last 10 Years	10.67	6.75	6.85	27,584 19,235 19,416
Feb 06, 12	Since Inception	10.65	7.28	6.85	39,148 25,793 24,459

#35% NIFTY 50 Arbitrage Index + 60% NIFTY Composite Debt Index A-III + 5% NIFTY 1D Rate Index (w.e.f. March 19, 2025) ##Crisil 10 Year Gilt Index. Scheme performance may not strictly be comparable with that of its Additional Benchmark in view of the hybrid nature of the scheme where a portion of scheme's investments are made in equity instruments. This scheme is managed by Anil Bamboli from June 28, 2014.



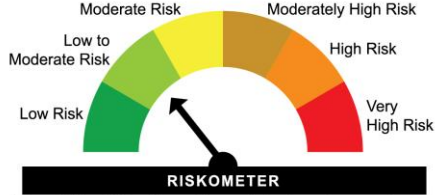

Past performance may or may not be sustained in future and is not a guarantee of any future returns. Returns greater than 1 year period are compounded annualized (CAGR). Different plans viz. Regular Plan and Direct Plan have a different expense structure. The expenses of the Direct Plan under the Scheme will be lower to the extent of the distribution expenses / commission charged in the Regular Plan. Load is not taken into consideration for computation of performance. Since Inception Date = Date of First allotment in the Scheme / Plan. N.A.: Not Available

MUTUAL FUND INVESTMENTS ARE SUBJECT TO MARKET RISKS, READ ALL SCHEME RELATED DOCUMENTS CAREFULLY.

BENCHMARK AND SCHEME RISKOMETERS

NAME AND RISKOMETER OF BENCHMARK	NAME OF SCHEME(S)	RISKOMETER OF THE SCHEME(S)
<p>NIFTY Composite Debt Index A- III</p>  <p>RISKOMETER</p> <p><i>The risk of the benchmark is moderate</i></p>	HDFC Dynamic Debt Fund	 <p>RISKOMETER</p> <p><i>The risk of the scheme is moderate</i></p>
<p>CRISIL Short Duration Debt A-II Index</p>  <p>RISKOMETER</p> <p><i>The risk of the benchmark is low to moderate</i></p>	HDFC Short Term Debt Fund	 <p>RISKOMETER</p> <p><i>The risk of the scheme is moderate</i></p>
<p>NIFTY All Duration G-Sec Index</p>  <p>RISKOMETER</p> <p><i>The risk of the benchmark is moderate</i></p>	HDFC Gilt Fund	 <p>RISKOMETER</p> <p><i>The risk of the scheme is moderate</i></p>
<p>NIFTY Banking & PSU Debt Index A-II</p>  <p>RISKOMETER</p> <p><i>The risk of the benchmark is low to moderate</i></p>	HDFC Banking and PSU Debt Fund	 <p>RISKOMETER</p> <p><i>The risk of the scheme is moderate</i></p>
<p>NIFTY Medium Duration Debt Index</p>  <p>RISKOMETER</p> <p><i>The risk of the benchmark is moderate</i></p>	HDFC Charity Fund for Cancer Cure - 50% IDCW Donation ^A	 <p>RISKOMETER</p> <p><i>The risk of the scheme is low to moderate</i></p>

BENCHMARK AND SCHEME RISKOMETERS

NAME AND RISKOMETER OF BENCHMARK	NAME OF SCHEME(S)	RISKOMETER OF THE SCHEME(S)
<p>NIFTY Medium Duration Debt Index</p>  <p>RISKOMETER</p> <p><i>The risk of the benchmark is moderate</i></p>	HDFC Charity Fund for Cancer Cure - 75% IDCW Donation^	 <p>RISKOMETER</p> <p><i>The risk of the scheme is low to moderate</i></p>
<p>35% NIFTY 50 Arbitrage Index + 60% NIFTY Composite Debt Index A-III + 5% NIFTY 1D Rate Index (w.e.f. March 19, 2025)</p>  <p>RISKOMETER</p> <p><i>The risk of the benchmark is low to moderate</i></p>	HDFC Income Plus Arbitrage Active FOF	 <p>RISKOMETER</p> <p><i>The risk of the scheme is moderate</i></p>

Benchmark and Scheme Riskometer as on July 31, 2025