

SCHEME PERFORMANCE - DIRECT PLAN - GROWTH OPTION (ANIL BAMBOLI)

HDFC DYNAMIC DEBT FUND		NAV as at July 31, 2025		₹99.3239	
Date	Period	Scheme Returns (%)	Benchmark Returns (%)#	Additional Returns (%)##	Value of ₹10,000 invested (₹)#
Jul 31, 24	Last 1 Year	8.27	8.98	9.88	10,827
Jul 29, 22	Last 3 Years	8.27	8.02	8.69	12,699
Jul 31, 20	Last 5 Years	7.19	6.00	5.33	14,150
Jul 31, 15	Last 10 Years	7.24	7.57	6.85	20,135
Jan 01, 13	Since Inception	7.83	7.75	6.75	25,577
#NIFTY Composite Debt Index A-III ##CRISIL 10 Year Gilt Index. This scheme is managed by Anil Bamboli from February 16, 2004.					

HDFC SHORT TERM DEBT FUND		NAV as at July 31, 2025		₹33.3683	
Date	Period	Scheme Returns (%)	Benchmark Returns (%)#	Additional Returns (%)##	Value of ₹10,000 invested (₹)#
Jul 31, 24	Last 1 Year	9.32	8.76	9.88	10,932
Jul 29, 22	Last 3 Years	8.18	7.65	8.69	12,668
Jul 31, 20	Last 5 Years	6.72	6.06	5.33	13,846
Jul 31, 15	Last 10 Years	7.81	7.31	6.85	21,218
Jan 01, 13	Since Inception	8.15	7.70	6.75	26,807
#CRISIL Short Duration Debt A-II Index ##CRISIL 10 Year Gilt Index. This scheme is managed by Anil Bamboli from June 25, 2010.					

HDFC GILT FUND		NAV as at July 31, 2025		₹58.6145	
Date	Period	Scheme Returns (%)	Benchmark Returns (%)#	Additional Returns (%)##	Value of ₹10,000 invested (₹)#
Jul 31, 24	Last 1 Year	8.60	8.83	9.88	10,860
Jul 29, 22	Last 3 Years	8.11	8.83	8.69	12,644
Jul 31, 20	Last 5 Years	5.81	6.10	5.33	13,267
Jul 31, 15	Last 10 Years	7.38	7.70	6.85	20,394
Jan 01, 13	Since Inception	7.72	7.54	6.75	25,508
#NIFTY All Duration G-Sec Index ##CRISIL 10 Year Gilt Index. This scheme is managed by Anil Bamboli from September 1, 2007.					

HDFC BANKING AND PSU DEBT FUND		NAV as at July 31, 2025		₹24.1822	
Date	Period	Scheme Returns (%)	Benchmark Returns (%)#	Additional Returns (%)##	Value of ₹10,000 invested (₹)#
Jul 31, 24	Last 1 Year	9.14	8.33	9.88	10,914
Jul 29, 22	Last 3 Years	7.94	7.28	8.69	12,585
Jul 31, 20	Last 5 Years	6.50	5.74	5.33	13,700
Jul 31, 15	Last 10 Years	7.86	7.11	6.85	21,327
Mar 26, 14	Since Inception	8.09	7.46	7.39	24,182
#NIFTY Banking & PSU Debt Index A-II ##CRISIL 10 Year Gilt Index. This scheme is managed by Anil Bamboli from March 26, 2014.					

HDFC CHARITY FUND FOR CANCER CURE - 50% IDCW DONATION^		NAV as at July 31, 2025		₹10.3022	
Date	Period	Scheme Returns (%)	Benchmark Returns (%)#	Additional Returns (%)##	Value of ₹10,000 invested (₹)#
Jul 31, 24	Last 1 Year	8.11	8.88	9.88	10,811
Aug 14, 23	Since Inception	8.16	8.28	9.27	11,665
#NIFTY Medium Duration Debt Index ##CRISIL 10 year Gilt Index. This scheme is managed by Anil Bamboli from August 14, 2023.					









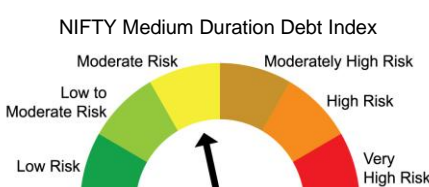

HDFC CHARITY FUND FOR CANCER CURE - 75% IDCW DONATION^		NAV as at July 31, 2025		₹10.3022	
Date	Period	Scheme Returns (%)	Benchmark Returns (%)#	Additional Returns (%)##	Value of ₹10,000 invested (₹)#
Jul 31, 24	Last 1 Year	8.11	8.88	9.88	10,811
Aug 14, 23	Since Inception	8.16	8.28	9.27	11,665
#NIFTY Medium Duration Debt Index ##CRISIL 10 year Gilt Index. This scheme is managed by Anil Bamboli from August 14, 2023.					

HDFC INCOME PLUS ARBITRAGE ACTIVE FOF		NAV as at July 31, 2025		₹43.1659	
Date	Period	Scheme Returns (%)	Benchmark Returns (%)#	Additional Returns (%)##	Value of ₹10,000 invested (₹)#
Jul 31, 24	Last 1 Year	0.37	8.32	9.88	10,037
Jul 29, 22	Last 3 Years	14.47	7.72	8.69	15,015
Jul 31, 20	Last 5 Years	16.66	5.94	5.33	21,619
Jul 31, 15	Last 10 Years	11.56	6.75	6.85	29,897
Jan 01, 13	Since Inception	11.57	7.11	6.75	39,672
#35% NIFTY 50 Arbitrage Index + 60% NIFTY Composite Debt Index A-III + 5% NIFTY 1D Rate Index (w.e.f. March 19, 2025) ##Crisil 10 Year Gilt Index. Scheme performance may not strictly be comparable with that of its Additional Benchmark in view of the hybrid nature of the scheme where a portion of scheme's investments are made in equity instruments. This scheme is managed by Anil Bamboli from June 28, 2014.					

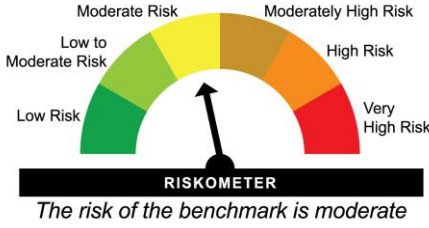
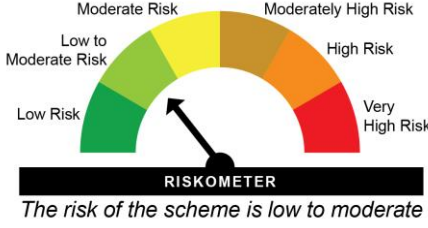
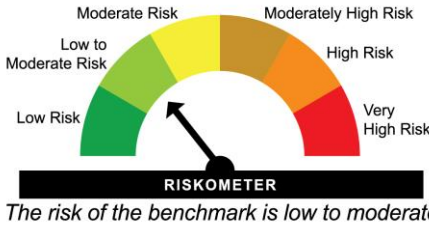
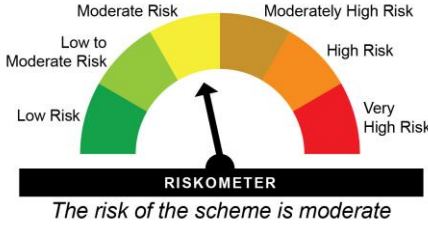
Past performance may or may not be sustained in future and is not a guarantee of any future returns. Returns greater than 1 year period are compounded annualized (CAGR). Different plans viz. Regular Plan and Direct Plan have a different expense structure. The expenses of the Direct Plan under the Scheme will be lower to the extent of the distribution expenses / commission charged in the Regular Plan. Load is not taken into consideration for computation of performance. Since Inception Date = Date of First allotment in the Scheme / Plan. N.A.: Not Available

MUTUAL FUND INVESTMENTS ARE SUBJECT TO MARKET RISKS, READ ALL SCHEME RELATED DOCUMENTS CAREFULLY.

BENCHMARK AND SCHEME RISKOMETERS

NAME AND RISKOMETER OF BENCHMARK	NAME OF SCHEME(S)	RISKOMETER OF THE SCHEME(S)
<p>NIFTY Composite Debt Index A- III</p>  <p>RISKOMETER</p> <p><i>The risk of the benchmark is moderate</i></p>	HDFC Dynamic Debt Fund	 <p>RISKOMETER</p> <p><i>The risk of the scheme is moderate</i></p>
<p>CRISIL Short Duration Debt A-II Index</p>  <p>RISKOMETER</p> <p><i>The risk of the benchmark is low to moderate</i></p>	HDFC Short Term Debt Fund	 <p>RISKOMETER</p> <p><i>The risk of the scheme is moderate</i></p>
<p>NIFTY All Duration G-Sec Index</p>  <p>RISKOMETER</p> <p><i>The risk of the benchmark is moderate</i></p>	HDFC Gilt Fund	 <p>RISKOMETER</p> <p><i>The risk of the scheme is moderate</i></p>
<p>NIFTY Banking & PSU Debt Index A-II</p>  <p>RISKOMETER</p> <p><i>The risk of the benchmark is low to moderate</i></p>	HDFC Banking and PSU Debt Fund	 <p>RISKOMETER</p> <p><i>The risk of the scheme is moderate</i></p>
<p>NIFTY Medium Duration Debt Index</p>  <p>RISKOMETER</p> <p><i>The risk of the benchmark is moderate</i></p>	HDFC Charity Fund for Cancer Cure - 50% IDCW Donation^	 <p>RISKOMETER</p> <p><i>The risk of the scheme is low to moderate</i></p>

BENCHMARK AND SCHEME RISKOMETERS

NAME AND RISKOMETER OF BENCHMARK	NAME OF SCHEME(S)	RISKOMETER OF THE SCHEME(S)
<p>NIFTY Medium Duration Debt Index</p>  <p>The risk of the benchmark is moderate</p>	<p>HDFC Charity Fund for Cancer Cure - 75% IDCW Donation[^]</p>	 <p>The risk of the scheme is low to moderate</p>
<p>35% NIFTY 50 Arbitrage Index + 60% NIFTY Composite Debt Index A-III + 5% NIFTY 1D Rate Index (w.e.f. March 19, 2025)</p>  <p>The risk of the benchmark is low to moderate</p>	<p>HDFC Income Plus Arbitrage Active FOF</p>	 <p>The risk of the scheme is moderate</p>

Benchmark and Scheme Riskometer as on July 31, 2025