

SCHEME PERFORMANCE - REGULAR PLAN - GROWTH OPTION (ABHISHEK MOR, ARUN AGARWAL & NANDITA MENEZES)

HDFC BSE 500 ETF		NAV as at July 31, 2025		₹36.6948	
Date	Period	Scheme Returns (%)	Benchmark Returns (%)#	Additional Returns (%)##	Value of ₹10,000 invested (₹) Benchmark (₹)##
Jul 31, 24	Last 1 Year	-2.45	-2.08	0.54	9,755 9,792 10,054
Feb 15, 23	Since Inception	19.16	19.56	15.24	15,386 15,511 14,172

#BSE 500 Index (Total Returns Index) ##NIFTY 50 (Total Returns Index). This scheme is managed by Abhishek Mor from February 15, 2023, Arun Agarwal from February 15, 2023 & Nandita Menezes from March 29, 2025.

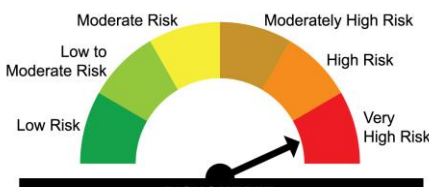




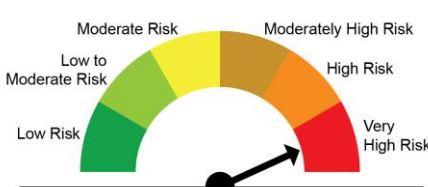
HDFC NIFTY MIDCAP 150 ETF		NAV as at July 31, 2025		₹21.5448	
Date	Period	Scheme Returns (%)	Benchmark Returns (%)#	Additional Returns (%)##	Value of ₹10,000 invested (₹) Benchmark (₹)##
Jul 31, 24	Last 1 Year	-1.94	-1.74	0.54	9,806 9,826 10,054
Feb 15, 23	Since Inception	28.69	29.02	15.24	18,588 18,705 14,172

#NIFTY Midcap 150 Index (Total Returns Index) ##NIFTY 50 (Total Returns Index). This scheme is managed by Nandita Menezes from March 29, 2025, Abhishek Mor from February 15, 2023 & Arun Agarwal from February 15, 2023.

HDFC NIFTY SMALLCAP 250 ETF		NAV as at July 31, 2025		₹172.3142	
Date	Period	Scheme Returns (%)	Benchmark Returns (%)#	Additional Returns (%)##	Value of ₹10,000 invested (₹) Benchmark (₹)##
Jul 31, 24	Last 1 Year	-4.38	-3.93	0.54	9,562 9,607 10,054
Feb 15, 23	Since Inception	29.49	30.06	15.24	18,871 19,078 14,172

#NIFTY Smallcap 250 Index (Total Returns Index) ##NIFTY 50 (Total Returns Index). This scheme is managed by Abhishek Mor from February 15, 2023, Arun Agarwal from February 15, 2023 & Nandita Menezes from March 29, 2025.

BENCHMARK AND SCHEME RISKOMETERS

NAME AND RISKOMETER OF BENCHMARK	NAME OF SCHEME(S)	RISKOMETER OF THE SCHEME(S)
<p>NIFTY Midcap 150 Index (Total Returns Index)</p>  <p>RISKOMETER</p> <p>The risk of the benchmark is very high</p>	HDFC NIFTY Midcap 150 ETF	 <p>RISKOMETER</p> <p>The risk of the scheme is very high</p>
<p>NIFTY Smallcap 250 Index (Total Returns Index)</p>  <p>RISKOMETER</p> <p>The risk of the benchmark is very high</p>	HDFC NIFTY Smallcap 250 ETF	 <p>RISKOMETER</p> <p>The risk of the scheme is very high</p>
<p>BSE 500 Index (Total Returns Index)</p>  <p>RISKOMETER</p> <p>The risk of the benchmark is very high</p>	HDFC BSE 500 ETF	 <p>RISKOMETER</p> <p>The risk of the scheme is very high</p>

Benchmark and Scheme Riskometer as on July 31, 2025

Past performance may or may not be sustained in future and is not a guarantee of any future returns. Returns greater than 1 year period are compounded annualized (CAGR). Different plans viz. Regular Plan and Direct Plan have a different expense structure. The expenses of the Direct Plan under the Scheme will be lower to the extent of the distribution expenses / commission charged in the Regular Plan. Load is not taken into consideration for computation of performance. Since Inception Date = Date of First allotment in the Scheme / Plan. N.A.:Not Available

MUTUAL FUND INVESTMENTS ARE SUBJECT TO MARKET RISKS, READ ALL SCHEME RELATED DOCUMENTS CAREFULLY.