

SCHEME PERFORMANCE - REGULAR PLAN - GROWTH OPTION (ABHISHEK MOR & ARUN AGARWAL)

HDFC NIFTY BANK ETF		NAV as at July 31, 2025		₹57.3255	
Date	Period	Scheme Returns (%)	Benchmark Returns (%)#	Additional Value of ₹10,000 invested (₹)##	Value of ₹10,000 invested (₹) Benchmark (₹)##
Jul 31, 24	Last 1 Year	9.24	9.42	0.54	10,924
Jul 29, 22	Last 3 Years	14.97	15.19	14.29	15,214
Aug 21, 20	Since Inception	21.03	21.30	18.45	25,695
#NIFTY Bank (Total Returns Index) ##NIFTY 50 (Total Returns Index). This scheme is managed by Abhishek Mor from February 15, 2023 & Arun Agarwal from August 24, 2020.					

HDFC NIFTY GROWTH SECTORS 15 ETF		NAV as at July 31, 2025		₹118.9124	
Date	Period	Scheme Returns (%)	Benchmark Returns (%)#	Additional Value of ₹10,000 invested (₹)##	Value of ₹10,000 invested (₹) Benchmark (₹)##
Jul 31, 24	Last 1 Year	-5.90	-5.42	0.54	9,410
Sep 23, 22	Since Inception	10.67	11.20	14.64	13,355
#NIFTY Growth Sectors 15 Index (Total Returns Index) ##NIFTY 50 (Total Returns Index). This scheme is managed by Abhishek Mor from February 15, 2023 & Arun Agarwal from September 23, 2022.					

HDFC NIFTY100 LOW VOLATILITY 30 ETF		NAV as at July 31, 2025		₹20.3819	
Date	Period	Scheme Returns (%)	Benchmark Returns (%)#	Additional Value of ₹10,000 invested (₹)##	Value of ₹10,000 invested (₹) Benchmark (₹)##
Jul 31, 24	Last 1 Year	-0.21	0.15	0.54	9,979
Oct 11, 22	Since Inception	18.64	19.17	15.74	16,153
#NIFTY100 Low Volatility 30 Index (Total Returns Index) ##NIFTY 50 (Total Returns Index). This scheme is managed by Abhishek Mor from February 15, 2023 & Arun Agarwal from October 11, 2022.					

HDFC NIFTY200 MOMENTUM 30 ETF		NAV as at July 31, 2025		₹30.4624	
Date	Period	Scheme Returns (%)	Benchmark Returns (%)#	Additional Value of ₹10,000 invested (₹)##	Value of ₹10,000 invested (₹) Benchmark (₹)##
Jul 31, 24	Last 1 Year	-18.00	-17.62	0.54	8,200
Oct 11, 22	Since Inception	18.19	18.89	15.74	15,982
#NIFTY 200 Momentum 30 Index (Total Returns Index) ##NIFTY 50 (Total Returns Index). This scheme is managed by Abhishek Mor from February 15, 2023 & Arun Agarwal from October 11, 2022.					

HDFC NIFTY 100 ETF		NAV as at July 31, 2025		₹26.0388	
Date	Period	Scheme Returns (%)	Benchmark Returns (%)#	Additional Value of ₹10,000 invested (₹)##	Value of ₹10,000 invested (₹) Benchmark (₹)##
Jul 31, 24	Last 1 Year	-1.62	-1.32	0.54	9,838
Aug 05, 22	Since Inception	13.73	14.12	13.85	14,689
#NIFTY 100 (Total Returns Index) ##NIFTY 50 (Total Returns Index). This scheme is managed by Abhishek Mor from February 15, 2023 & Arun Agarwal from August 05, 2022.					

HDFC NIFTY IT ETF		NAV as at July 31, 2025		₹36.9964	
Date	Period	Scheme Returns (%)	Benchmark Returns (%)#	Additional Value of ₹10,000 invested (₹)##	Value of ₹10,000 invested (₹) Benchmark (₹)##
Jul 31, 24	Last 1 Year	-11.83	-11.63	0.54	8,817
Nov 16, 22	Since Inception	8.06	8.39	12.88	12,335
#NIFTY IT Index (Total Returns Index) ##NIFTY 50 (Total Returns Index). This scheme is managed by Abhishek Mor from February 15, 2023 & Arun Agarwal from November 16, 2022.					

HDFC NIFTY PRIVATE BANK ETF		NAV as at July 31, 2025		₹27.4701	
Date	Period	Scheme Returns (%)	Benchmark Returns (%)#	Additional Value of ₹10,000 invested (₹)##	Value of ₹10,000 invested (₹) Benchmark (₹)##
Jul 31, 24	Last 1 Year	5.80	6.00	0.54	10,580
Nov 16, 22	Since Inception	9.15	9.39	12.88	12,674
#NIFTY Private Bank Index (Total Returns Index) ##NIFTY 50 (Total Returns Index). This scheme is managed by Abhishek Mor from February 15, 2023 & Arun Agarwal from November 16, 2022.					

HDFC NIFTY PSU BANK ETF		NAV as at July 31, 2025		₹69.106	
Date	Period	Scheme Returns (%)	Benchmark Returns (%)#	Additional Value of ₹10,000 invested (₹)##	Value of ₹10,000 invested (₹) Benchmark (₹)##
Jul 31, 24	Last 1 Year	-7.13	-6.77	0.54	9,287
Jan 31, 24	Since Inception	6.64	7.05	10.63	11,012
#NIFTY PSU Bank Index (Total Returns Index) ##NIFTY 50 (Total Returns Index). This scheme is managed by Arun Agarwal from January 31, 2024 & Abhishek Mor from January 31, 2024.					

HDFC NIFTY NEXT 50 ETF		NAV as at July 31, 2025		₹68.066	
Date	Period	Scheme Returns (%)	Benchmark Returns (%)#	Additional Value of ₹10,000 invested (₹)##	Value of ₹10,000 invested (₹) Benchmark (₹)##
Jul 31, 24	Last 1 Year	-9.74	-9.53	0.54	9,026
Aug 05, 22	Since Inception	17.70	18.07	13.85	16,277
#NIFTY Next 50 (Total Returns Index) ##NIFTY 50 (Total Returns Index). This scheme is managed by Abhishek Mor from February 15, 2023 & Arun Agarwal from August 05, 2022.					

HDFC NIFTY 50 ETF		NAV as at July 31, 2025		₹276.0665	
Date	Period	Scheme Returns (%)	Benchmark Returns (%)#	Additional Value of ₹10,000 invested (₹)##	Value of ₹10,000 invested (₹) Benchmark (₹)##
Jul 31, 24	Last 1 Year	0.49	0.54	0.54	10,049
Jul 29, 22	Last 3 Years	14.22	14.29	13.52	14,918
Jul 31, 20	Last 5 Years	18.79	18.88	18.05	23,669
Dec 09, 15	Since Inception	14.28	14.42	14.38	36,265
#NIFTY 50 (Total Returns Index) ##BSE SENSEX (Total Returns Index). This scheme is managed by Abhishek Mor from February 15, 2023 & Arun Agarwal from August 24, 2020.					

HDFC NIFTY100 QUALITY 30 ETF		NAV as at July 31, 2025		₹56.5933	
Date	Period	Scheme Returns (%)	Benchmark Returns (%)#	Additional Value of ₹10,000 invested (₹)##	Value of ₹10,000 invested (₹) Benchmark (₹)##
Jul 31, 24	Last 1 Year	-7.06	-6.90	0.54	9,294
Sep 23, 22	Since Inception	14.35	14.63	14.64	14,665
#NIFTY100 Quality 30 Index (Total Returns Index) ##NIFTY 50 (Total Returns Index). This scheme is managed by Abhishek Mor from February 15, 2023 & Arun Agarwal from September 23, 2022.					




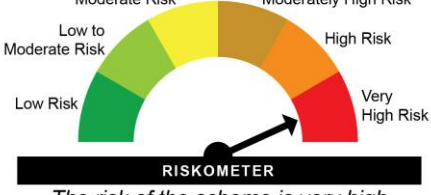



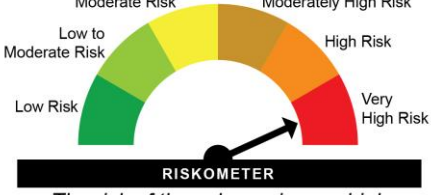


HDFC BSE SENSEX ETF		NAV as at July 31, 2025		₹91.1387	
Date	Period	Scheme Returns (%)	Benchmark Returns (%)#	Additional Value of ₹10,000 invested (₹)##	Value of ₹10,000 invested (₹) Benchmark (₹)##
Jul 31, 24	Last 1 Year	0.49	0.54	0.54	10,049
Jul 29, 22	Last 3 Years	13.45	13.52	14.29	14,618
Jul 31, 20	Last 5 Years	17.96	18.05	18.88	22,850
Dec 09, 15	Since Inception	14.33	14.38	14.42	36,403
#BSE SENSEX (Total Returns Index) ##NIFTY 50 (Total Returns Index). This scheme is managed by Abhishek Mor from February 15, 2023 & Arun Agarwal from August 24, 2020.					

HDFC NIFTY50 VALUE 20 ETF		NAV as at July 31, 2025		₹131.1286	
Date	Period	Scheme Returns (%)	Benchmark Returns (%)#	Additional Value of ₹10,000 invested (₹)##	Value of ₹10,000 invested (₹) Benchmark (₹)##
Jul 31, 24	Last 1 Year	-9.84	-9.67	0.54	9,016
Sep 23, 22	Since Inception	15.89	16.22	14.64	15,235
#NIFTY50 Value 20 Index (Total Returns Index) ##NIFTY 50 (Total Returns Index). This scheme is managed by Abhishek Mor from February 15, 2023 & Arun Agarwal from September 23, 2022.					











Past performance may or may not be sustained in future and is not a guarantee of any future returns. Returns greater than 1 year period are compounded annualized (CAGR). Different plans viz. Regular Plan and Direct Plan have a different expense structure. The expenses of the Direct Plan under the Scheme will be lower to the extent of the distribution expenses / commission charged in the Regular Plan. Load is not taken into consideration for computation of performance. Since Inception Date = Date of First allotment in the Scheme / Plan. N.A.: Not Available

MUTUAL FUND INVESTMENTS ARE SUBJECT TO MARKET RISKS, READ ALL SCHEME RELATED DOCUMENTS CAREFULLY.






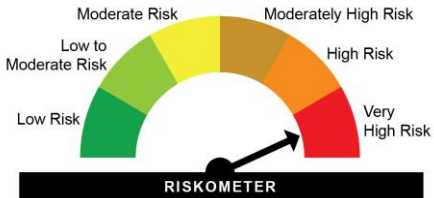
BENCHMARK AND SCHEME RISKOMETERS

NAME AND RISKOMETER OF BENCHMARK	NAME OF SCHEME(S)	RISKOMETER OF THE SCHEME(S)
<p>NIFTY 50 (Total Returns Index)</p>  <p>RISKOMETER</p> <p><i>The risk of the benchmark is very high</i></p>	HDFC NIFTY 50 ETF	 <p>RISKOMETER</p> <p><i>The risk of the scheme is very high</i></p>
<p>BSE SENSEX (Total Returns Index)</p>  <p>RISKOMETER</p> <p><i>The risk of the benchmark is very high</i></p>	HDFC BSE SENSEX ETF	 <p>RISKOMETER</p> <p><i>The risk of the scheme is very high</i></p>
<p>NIFTY Bank (Total Returns Index)</p>  <p>RISKOMETER</p> <p><i>The risk of the benchmark is very high</i></p>	HDFC NIFTY Bank ETF	 <p>RISKOMETER</p> <p><i>The risk of the scheme is very high</i></p>
<p>NIFTY 100 (Total Returns Index)</p>  <p>RISKOMETER</p> <p><i>The risk of the benchmark is very high</i></p>	HDFC NIFTY 100 ETF	 <p>RISKOMETER</p> <p><i>The risk of the scheme is very high</i></p>
<p>NIFTY Next 50 (Total Returns Index)</p>  <p>RISKOMETER</p> <p><i>The risk of the benchmark is very high</i></p>	HDFC NIFTY Next 50 ETF	 <p>RISKOMETER</p> <p><i>The risk of the scheme is very high</i></p>

BENCHMARK AND SCHEME RISKOMETERS

NAME AND RISKOMETER OF BENCHMARK	NAME OF SCHEME(S)	RISKOMETER OF THE SCHEME(S)
<p>NIFTY50 Value 20 Index (Total Returns Index)</p>  <p>RISKOMETER</p> <p><i>The risk of the benchmark is very high</i></p>	HDFC NIFTY50 VALUE 20 ETF	 <p>RISKOMETER</p> <p><i>The risk of the scheme is very high</i></p>
<p>NIFTY100 Quality 30 Index (Total Returns Index)</p>  <p>RISKOMETER</p> <p><i>The risk of the benchmark is very high</i></p>	HDFC NIFTY100 Quality 30 ETF	 <p>RISKOMETER</p> <p><i>The risk of the scheme is very high</i></p>
<p>NIFTY Growth Sectors 15 Index (Total Returns Index)</p>  <p>RISKOMETER</p> <p><i>The risk of the benchmark is very high</i></p>	HDFC NIFTY Growth Sectors 15 ETF	 <p>RISKOMETER</p> <p><i>The risk of the scheme is very high</i></p>
<p>NIFTY100 Low Volatility 30 Index (Total Returns Index)</p>  <p>RISKOMETER</p> <p><i>The risk of the benchmark is very high</i></p>	HDFC NIFTY100 Low Volatility 30 ETF	 <p>RISKOMETER</p> <p><i>The risk of the scheme is very high</i></p>
<p>NIFTY 200 Momentum 30 Index (Total Returns Index)</p>  <p>RISKOMETER</p> <p><i>The risk of the benchmark is very high</i></p>	HDFC NIFTY200 Momentum 30 ETF	 <p>RISKOMETER</p> <p><i>The risk of the scheme is very high</i></p>

BENCHMARK AND SCHEME RISKOMETERS

NAME AND RISKOMETER OF BENCHMARK	NAME OF SCHEME(S)	RISKOMETER OF THE SCHEME(S)
<p>NIFTY IT Index (Total Returns Index)</p>  <p>RISKOMETER</p> <p><i>The risk of the benchmark is very high</i></p>	<p>HDFC NIFTY IT ETF</p>	 <p>RISKOMETER</p> <p><i>The risk of the scheme is very high</i></p>
<p>NIFTY Private Bank Index (Total Returns Index)</p>  <p>RISKOMETER</p> <p><i>The risk of the benchmark is very high</i></p>	<p>HDFC NIFTY Private Bank ETF</p>	 <p>RISKOMETER</p> <p><i>The risk of the scheme is very high</i></p>
<p>NIFTY PSU Bank Index (Total Returns Index)</p>  <p>RISKOMETER</p> <p><i>The risk of the benchmark is very high</i></p>	<p>HDFC NIFTY PSU BANK ETF</p>	 <p>RISKOMETER</p> <p><i>The risk of the scheme is very high</i></p>

Benchmark and Scheme Riskometer as on July 31, 2025