

# SCHEME PERFORMANCE - REGULAR PLAN - GROWTH OPTION (ABHISHEK MOR & ARUN AGARWAL)

HDFC NIFTY BANK ETF		NAV as at October 31, 2025		₹59.2923	
Date	Period	Scheme Returns (%)	Benchmark Returns (%)#	Additional Value of ₹10,000 invested (₹)##	Value of ₹10,000 invested (₹)##
Oct 31, 24	Last 1 Year	12.96	13.13	7.59	11,296
Oct 31, 22	Last 3 Years	12.56	12.76	13.90	14,265
Oct 30, 20	Last 5 Years	19.90	20.17	18.56	24,807
Aug 21, 20	Since Inception	20.69	20.96	18.41	26,577
#NIFTY Bank Index (TRI) ##Nifty 50 Index (TRI). This scheme is managed by Abhishek Mor from February 15, 2023 & Arun Agarwal from August 24, 2020.					

HDFC NIFTY GROWTH SECTORS 15 ETF		NAV as at October 31, 2025		₹124.8319	
Date	Period	Scheme Returns (%)	Benchmark Returns (%)#	Additional Value of ₹10,000 invested (₹)##	Value of ₹10,000 invested (₹)##
Oct 31, 24	Last 1 Year	4.19	4.75	7.59	10,419
Oct 31, 22	Last 3 Years	11.09	11.61	13.90	13,715
Sep 23, 22	Since Inception	11.49	12.03	14.87	14,020
#NIFTY Growth Sectors 15 Index (TRI) ##Nifty 50 Index (TRI). This scheme is managed by Abhishek Mor from February 15, 2023 & Arun Agarwal from September 23, 2022.					

HDFC NIFTY100 LOW VOLATILITY 30 ETF		NAV as at October 31, 2025		₹21.0838	
Date	Period	Scheme Returns (%)	Benchmark Returns (%)#	Additional Value of ₹10,000 invested (₹)##	Value of ₹10,000 invested (₹)##
Oct 31, 24	Last 1 Year	5.72	6.07	7.59	10,572
Oct 31, 22	Last 3 Years	16.88	17.32	13.90	15,973
Oct 11, 22	Since Inception	18.28	18.81	15.88	16,709
#NIFTY100 Low Volatility 30 Index (TRI) ##Nifty 50 Index (TRI). This scheme is managed by Abhishek Mor from February 15, 2023 & Arun Agarwal from October 11, 2022.					

HDFC NIFTY200 MOMENTUM 30 ETF		NAV as at October 31, 2025		₹31.705	
Date	Period	Scheme Returns (%)	Benchmark Returns (%)#	Additional Value of ₹10,000 invested (₹)##	Value of ₹10,000 invested (₹)##
Oct 31, 24	Last 1 Year	-8.69	-8.27	7.59	9,131
Oct 31, 22	Last 3 Years	16.58	17.17	13.90	15,851
Oct 11, 22	Since Inception	18.11	18.77	15.88	16,633
#NIFTY 200 Momentum 30 Index (TRI) ##Nifty 50 Index (TRI). This scheme is managed by Abhishek Mor from February 15, 2023 & Arun Agarwal from October 11, 2022.					

HDFC NIFTY 100 ETF		NAV as at October 31, 2025		₹27.1096	
Date	Period	Scheme Returns (%)	Benchmark Returns (%)#	Additional Value of ₹10,000 invested (₹)##	Value of ₹10,000 invested (₹)##
Oct 31, 24	Last 1 Year	6.15	6.48	7.59	10,615
Oct 31, 22	Last 3 Years	13.90	14.27	13.90	14,782
Aug 05, 22	Since Inception	14.00	14.40	14.13	15,293
#NIFTY 100 Total Returns Index (TRI) ##Nifty 50 Index (TRI). This scheme is managed by Abhishek Mor from February 15, 2023 & Arun Agarwal from August 05, 2022.					

HDFC NIFTY IT ETF		NAV as at October 31, 2025		₹37.689	
Date	Period	Scheme Returns (%)	Benchmark Returns (%)#	Additional Value of ₹10,000 invested (₹)##	Value of ₹10,000 invested (₹)##
Oct 31, 24	Last 1 Year	-9.69	-9.48	7.59	9,031
Nov 16, 22	Since Inception	8.03	8.34	13.27	12,566
#NIFTY IT Index (TRI) ##Nifty 50 Index (TRI). This scheme is managed by Abhishek Mor from February 15, 2023 & Arun Agarwal from November 16, 2022.					

HDFC NIFTY PRIVATE BANK ETF		NAV as at October 31, 2025		₹28.5009	
Date	Period	Scheme Returns (%)	Benchmark Returns (%)#	Additional Value of ₹10,000 invested (₹)##	Value of ₹10,000 invested (₹)##
Oct 31, 24	Last 1 Year	11.69	11.84	7.59	11,169
Nov 16, 22	Since Inception	9.69	9.93	13.27	13,149
#NIFTY Private Bank Index (TRI) ##Nifty 50 Index (TRI). This scheme is managed by Abhishek Mor from February 15, 2023 & Arun Agarwal from November 16, 2022.					

HDFC NIFTY PSU BANK ETF		NAV as at October 31, 2025		₹82.4879	
Date	Period	Scheme Returns (%)	Benchmark Returns (%)#	Additional Value of ₹10,000 invested (₹)##	Value of ₹10,000 invested (₹)##
Oct 31, 24	Last 1 Year	22.00	22.50	7.59	12,200
Jan 31, 24	Since Inception	16.90	17.34	11.59	13,144
#NIFTY PSU Bank Index (TRI) ##Nifty 50 Index (TRI). This scheme is managed by Arun Agarwal from January 31, 2024 & Abhishek Mor from January 31, 2024.					

HDFC NIFTY NEXT 50 ETF		NAV as at October 31, 2025		₹70.9866	
Date	Period	Scheme Returns (%)	Benchmark Returns (%)#	Additional Value of ₹10,000 invested (₹)##	Value of ₹10,000 invested (₹)##
Oct 31, 24	Last 1 Year	0.62	0.84	7.59	10,062
Oct 31, 22	Last 3 Years	18.42	18.73	13.90	16,614
Aug 05, 22	Since Inception	17.74	18.10	14.13	16,975
#NIFTY Next 50 Total Returns Index (TRI) ##Nifty 50 Index (TRI). This scheme is managed by Abhishek Mor from February 15, 2023 & Arun Agarwal from August 05, 2022.					

HDFC NIFTY 50 ETF		NAV as at October 31, 2025		₹287.4809	
Date	Period	Scheme Returns (%)	Benchmark Returns (%)#	Additional Value of ₹10,000 invested (₹)##	Value of ₹10,000 invested (₹)##
Oct 31, 24	Last 1 Year	7.54	7.59	6.99	10,754
Oct 31, 22	Last 3 Years	13.83	13.90	12.77	14,755
Oct 30, 20	Last 5 Years	18.48	18.56	17.59	23,370
Dec 09, 15	Since Inception	14.36	14.49	14.41	37,764
#Nifty 50 Index (TRI) ##BSE SENSEX Index (TRI). This scheme is managed by Abhishek Mor from February 15, 2023 & Arun Agarwal from August 24, 2020.					

HDFC NIFTY100 QUALITY 30 ETF		NAV as at October 31, 2025		₹59.1469	
Date	Period	Scheme Returns (%)	Benchmark Returns (%)#	Additional Value of ₹10,000 invested (₹)##	Value of ₹10,000 invested (₹)##
Oct 31, 24	Last 1 Year	1.38	1.56	7.59	10,138
Oct 31, 22	Last 3 Years	14.63	14.87	13.90	15,069
Sep 23, 22	Since Inception	14.73	15.00	14.87	15,327
#NIFTY100 Quality 30 Index (TRI) ##Nifty 50 Index (TRI). This scheme is managed by Abhishek Mor from February 15, 2023 & Arun Agarwal from September 23, 2022.					

HDFC BSE SENSEX ETF		NAV as at October 31, 2025		₹94.4857	
Date	Period	Scheme Returns (%)	Benchmark Returns (%)#	Additional Value of ₹10,000 invested (₹)##	Value of ₹10,000 invested (₹)##
Oct 31, 24	Last 1 Year	6.94	6.99	7.59	10,694
Oct 31, 22	Last 3 Years	12.71	12.77	13.90	14,322
Oct 30, 20	Last 5 Years	17.51	17.59	18.56	22,425
Dec 09, 15	Since Inception	14.35	14.41	14.49	37,740
#BSE SENSEX Index (TRI) ##Nifty 50 Index (TRI). This scheme is managed by Abhishek Mor from February 15, 2023 & Arun Agarwal from August 24, 2020.					




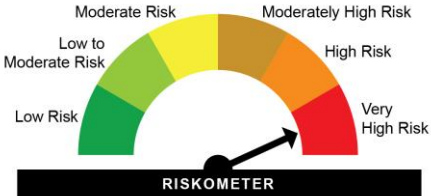

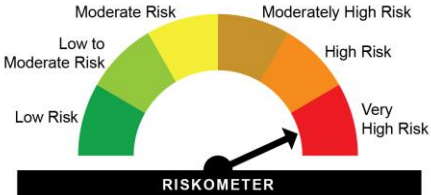

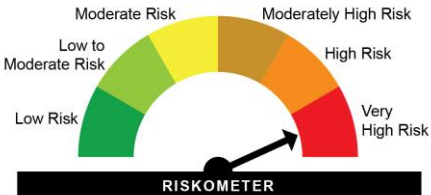

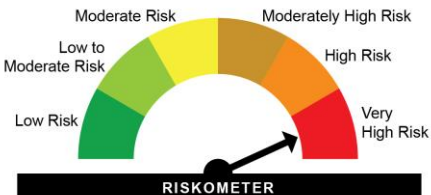
HDFC NIFTY50 VALUE 20 ETF		NAV as at October 31, 2025		₹136.2636	
Date	Period	Scheme Returns (%)	Benchmark Returns (%)#	Additional Value of ₹10,000 invested (₹)##	Value of ₹10,000 invested (₹)##
Oct 31, 24	Last 1 Year	-3.19	-2.98	7.59	9,681
Oct 31, 22	Last 3 Years	14.66	14.96	13.90	15,078
Sep 23, 22	Since Inception	15.94	16.27	14.87	15,832
#NIFTY50 Value 20 Index ##Nifty 50 Index (TRI). This scheme is managed by Abhishek Mor from February 15, 2023 & Arun Agarwal from September 23, 2022.					

Past performance may or may not be sustained in future and is not a guarantee of any future returns. Returns greater than 1 year period are compounded annualized (CAGR). Different plans viz. Regular Plan and Direct Plan have a different expense structure. The expenses of the Direct Plan under the Scheme will be lower to the extent of the distribution expenses / commission charged in the Regular Plan. Load is not taken into consideration for computation of performance. Since Inception Date = Date of First allotment in the Scheme / Plan. N.A.: Not Available

# BENCHMARK AND SCHEME RISKOMETERS

NAME AND RISKOMETER OF BENCHMARK	NAME OF SCHEME(S)	RISKOMETER OF THE SCHEME(S)
<p>Nifty 50 Index (TRI)</p> <p><b>RISKOMETER</b></p> <p><i>The risk of the benchmark is very high</i></p>	HDFC NIFTY 50 ETF	<p><b>RISKOMETER</b></p> <p><i>The risk of the scheme is very high</i></p>
<p>BSE SENSEX Index (TRI)</p> <p><b>RISKOMETER</b></p> <p><i>The risk of the benchmark is very high</i></p>	HDFC BSE SENSEX ETF	<p><b>RISKOMETER</b></p> <p><i>The risk of the scheme is very high</i></p>
<p>NIFTY Bank Index (TRI)</p> <p><b>RISKOMETER</b></p> <p><i>The risk of the benchmark is very high</i></p>	HDFC NIFTY Bank ETF	<p><b>RISKOMETER</b></p> <p><i>The risk of the scheme is very high</i></p>
<p>NIFTY 100 Total Returns Index (TRI)</p> <p><b>RISKOMETER</b></p> <p><i>The risk of the benchmark is very high</i></p>	HDFC NIFTY 100 ETF	<p><b>RISKOMETER</b></p> <p><i>The risk of the scheme is very high</i></p>
<p>NIFTY Next 50 Total Returns Index (TRI)</p> <p><b>RISKOMETER</b></p> <p><i>The risk of the benchmark is very high</i></p>	HDFC NIFTY Next 50 ETF	<p><b>RISKOMETER</b></p> <p><i>The risk of the scheme is very high</i></p>

## BENCHMARK AND SCHEME RISKOMETERS

NAME AND RISKOMETER OF BENCHMARK	NAME OF SCHEME(S)	RISKOMETER OF THE SCHEME(S)
<p>NIFTY50 Value 20 Index</p>  <p><b>RISKOMETER</b></p> <p><i>The risk of the benchmark is very high</i></p>	HDFC NIFTY50 VALUE 20 ETF	 <p><b>RISKOMETER</b></p> <p><i>The risk of the scheme is very high</i></p>
<p>NIFTY100 Quality 30 Index (TRI)</p>  <p><b>RISKOMETER</b></p> <p><i>The risk of the benchmark is very high</i></p>	HDFC NIFTY100 Quality 30 ETF	 <p><b>RISKOMETER</b></p> <p><i>The risk of the scheme is very high</i></p>
<p>NIFTY Growth Sectors 15 Index (TRI)</p>  <p><b>RISKOMETER</b></p> <p><i>The risk of the benchmark is very high</i></p>	HDFC NIFTY Growth Sectors 15 ETF	 <p><b>RISKOMETER</b></p> <p><i>The risk of the scheme is very high</i></p>
<p>NIFTY100 Low Volatility 30 Index (TRI)</p>  <p><b>RISKOMETER</b></p> <p><i>The risk of the benchmark is very high</i></p>	HDFC NIFTY100 Low Volatility 30 ETF	 <p><b>RISKOMETER</b></p> <p><i>The risk of the scheme is very high</i></p>
<p>NIFTY 200 Momentum 30 Index (TRI)</p>  <p><b>RISKOMETER</b></p> <p><i>The risk of the benchmark is very high</i></p>	HDFC NIFTY200 Momentum 30 ETF	 <p><b>RISKOMETER</b></p> <p><i>The risk of the scheme is very high</i></p>

## BENCHMARK AND SCHEME RISKOMETERS

NAME AND RISKOMETER OF BENCHMARK	NAME OF SCHEME(S)	RISKOMETER OF THE SCHEME(S)
<p>NIFTY IT Index (TRI)</p> <p><b>RISKOMETER</b></p> <p><i>The risk of the benchmark is very high</i></p>	<p>HDFC NIFTY IT ETF</p>	<p><b>RISKOMETER</b></p> <p><i>The risk of the scheme is very high</i></p>
<p>NIFTY Private Bank Index (TRI)</p> <p><b>RISKOMETER</b></p> <p><i>The risk of the benchmark is very high</i></p>	<p>HDFC NIFTY Private Bank ETF</p>	<p><b>RISKOMETER</b></p> <p><i>The risk of the scheme is very high</i></p>
<p>NIFTY PSU Bank Index (TRI)</p> <p><b>RISKOMETER</b></p> <p><i>The risk of the benchmark is very high</i></p>	<p>HDFC NIFTY PSU BANK ETF</p>	<p><b>RISKOMETER</b></p> <p><i>The risk of the scheme is very high</i></p>

Benchmark and Scheme Riskometer as on October 31, 2025