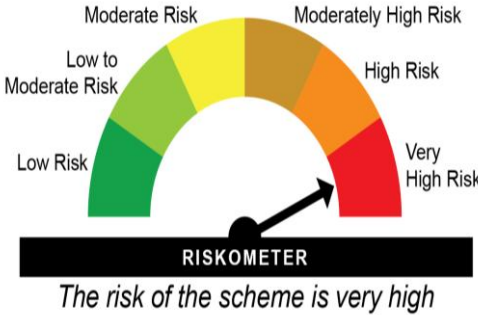
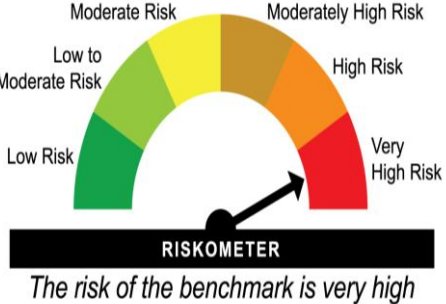


SCHEME INFORMATION DOCUMENT

HDFC BSE 500 ETF

An open ended scheme replicating/tracking BSE 500 Index (TRI)
BSE Scrip Code: 543774, NSE Symbol: HDFCBSE500

This product is suitable for investors who are seeking*:	Scheme Riskometer [#]	Benchmark Riskometer [#]
<ul style="list-style-type: none"> Returns that are commensurate (before fees and expenses) with the performance of the BSE 500 Index (TRI), over long term, subject to tracking error. Investment in securities covered by the BSE 500 Index (TRI). 		
<p>*Investors should consult their financial advisers, if in doubt about whether the product is suitable for them.</p> <p>[#] As on September 30, 2025. For latest riskometer, investors may refer to the Monthly Portfolios disclosed on the website of the Fund viz. www.hdfcfund.com</p>		

Continuous Offer of Units in Creation Unit Size at Intra-day NAV based prices

The units of the Scheme are listed on the National Stock Exchange of India Ltd. (NSE) and BSE Limited (BSE). All investors including Market Makers and Large Investors can subscribe (buy)/redeem (sell) units on a continuous basis on the NSE/BSE on which the Units are listed during the trading hours on all the trading days. In addition, Market Makers and Large Investors can directly subscribe to/redeem units of the Scheme on all Business Days with the Fund in 'Creation Unit Size' at Intra-day NAV based prices on an ongoing basis.

Name of Mutual Fund (Fund): HDFC Mutual Fund
 Name of Asset Management Company (AMC): HDFC Asset Management Company Limited
 Name of Trustee Company: HDFC Trustee Company Limited
 Address of the entities:

Asset Management Company (AMC): HDFC Asset Management Company Limited Registered Office: HDFC House, 2nd Floor, H.T. Parekh Marg, 165-166, Backbay Reclamation, Churchgate, Mumbai - 400 020. CIN No: L65991MH1999PLC123027	Trustee Company: HDFC Trustee Company Limited Registered Office: HDFC House, 2nd Floor, H.T. Parekh Marg, 165-166, Backbay Reclamation, Churchgate, Mumbai - 400 020. CIN No. U65991MH1999PLC123026
Website of the entities: www.hdfcfund.com	

The particulars of the Scheme have been prepared in accordance with the Securities and Exchange Board of India (Mutual Funds) Regulations 1996, (herein after referred to as SEBI (MF) Regulations) as amended till date and circulars issued thereunder filed with SEBI, along with a Due Diligence Certificate from the AMC. The units being offered for public subscription have not been approved or recommended by SEBI nor has SEBI certified the accuracy or adequacy of the Scheme Information Document.

The Scheme Information Document sets forth concisely the information about the Scheme that a prospective investor ought to know before investing. Before investing, investors should also ascertain about any further changes to this Scheme Information Document after the date of this Document from the Mutual Fund/Investor Service Centres (ISCs)/Website/Distributors or Brokers.

The investors are advised to refer to the Statement of Additional Information (SAI) for details of HDFC Mutual Fund, Standard Risk Factors, Special Considerations, Tax and Legal issues and general information on www.hdfcfund.com

SAI is incorporated by reference (is legally a part of the Scheme Information Document). For a free copy of the current SAI, please contact your nearest Investor Service Centre or log on to our website www.hdfcfund.com

The Scheme Information Document (Section I and II) should be read in conjunction with the SAI and not in isolation.

This Scheme Information Document is dated November 21, 2025.

DISCLAIMER OF NSE:

As required, a copy of this Scheme Information Document has been submitted to National Stock Exchange of India Limited (hereinafter referred to as NSE). NSE has given vide its letter NSE/LIST/5449 dated May 20, 2022 permission to the Mutual Fund to use the Exchange's name in this Scheme Information Document as one of the stock exchanges on which the Mutual Fund's Units are proposed to be listed subject to, the Mutual Fund fulfilling the various criteria for listing. The Exchange has scrutinized this Scheme Information Document for its limited internal purpose of deciding on the matter of granting the aforesaid permission to the Mutual Fund. It is to be distinctly understood that the aforesaid permission given by NSE should not in any way be deemed or construed that the Scheme Information Document has been cleared or approved by NSE; nor does it in any manner warrant, certify or endorse the correctness or completeness of any of the

contents of this Scheme Information Document; nor does it warrant that the Mutual Fund's Units will be listed or will continue to be listed on the Exchange; nor does it take any responsibility for the financial or other soundness of the Mutual Fund, its Sponsor, its management or any scheme of the Mutual Fund.

Every person who desires to apply for or otherwise acquire any Units of the Mutual Fund may do so pursuant to independent inquiry, investigation and analysis and shall not have any claim against the Exchange whatsoever by reason of any loss which may be suffered by such person consequent to or in connection with such subscription/acquisition whether by reason of anything stated or omitted to be stated herein or any other reason whatsoever.

DISCLAIMER OF BSE:

"BSE Ltd. ("the Exchange") has given vide its letter dated May 23, 2022 permission to HDFC Mutual Fund to use the Exchange's name in this SID as one of the Stock Exchanges on which this Mutual Fund's Units are proposed to be listed. The Exchange has scrutinized this SID for its limited internal purpose of deciding on the matter of granting the aforesaid permission to HDFC Mutual Fund. The Exchange does not in any manner:-

- i) warrant, certify or endorse the correctness or completeness of any of the contents of this SID; or
- ii) warrant that this scheme's units will be listed or will continue to be listed on the Exchange; or
- iii) take any responsibility for the financial or other soundness of this Mutual Fund, its promoters, its management or any scheme or project of this Mutual Fund and it should not for any reason be deemed or construed that this SID has been cleared or approved by the Exchange.

Every person who desires to apply for or otherwise acquires any unit of HDFC BSE 500 ETF of this Mutual Fund may do so pursuant to independent inquiry, investigation and analysis and shall not have any claim against the Exchange whatsoever by reason of any loss which may be suffered by such person consequent to or in connection with such subscription/acquisition whether by reason of anything stated or omitted to be stated herein or any other reason whatsoever.

Table of Contents

SECTION I	5
Part I. HIGHLIGHTS/SUMMARY OF THE SCHEME	5
DUE DILIGENCE BY THE ASSET MANAGEMENT COMPANY	10
Part II. INFORMATION ABOUT THE SCHEME	11
A. HOW WILL THE SCHEME ALLOCATE ITS ASSETS?	11
B. WHERE WILL THE SCHEME INVEST?	17
C. WHAT ARE THE INVESTMENT STRATEGIES?	17
D. HOW WILL THE SCHEME BENCHMARK ITS PERFORMANCE?	18
E. WHO MANAGES THE SCHEME?	18
F. HOW IS THE SCHEME DIFFERENT FROM EXISTING SCHEMES OF THE MUTUAL FUND?	23
G. HOW HAS THE SCHEME PERFORMED?	24
H. ADDITIONAL SCHEME RELATED DISCLOSURES	25
Part III. OTHER DETAILS	27
A. COMPUTATION OF NAV	27
B. ANNUAL SCHEME RECURRING EXPENSES	29
C. LOAD STRUCTURE	31
SECTION II	32
I. INTRODUCTION	32
A. DEFINITIONS/INTERPRETATION	32
B. RISK FACTORS	32
C. RISK MITIGATION STRATEGIES	39
II. INFORMATION ABOUT THE SCHEME:	40
A. WHERE WILL THE SCHEME INVEST?	40
B. WHAT ARE THE INVESTMENT RESTRICTIONS?	44
C. FUNDAMENTAL ATTRIBUTES	46
D. INDEX METHODOLOGY	47
E. PRINCIPLES OF INCENTIVE STRUCTURE FOR MARKET MAKERS	72
F. OTHER SCHEME SPECIFIC DISCLOSURES:	73
III. OTHER DETAILS	86
A. PERIODIC DISCLOSURES	86
B. TRANSPARENCY/NAV DISCLOSURE	89
C. TRANSACTION CHARGES AND STAMP DUTY	89
D. ASSOCIATE TRANSACTIONS	90
E. TAXATION	90
F. RIGHTS OF UNITHOLDERS	91
G. LIST OF OFFICIAL POINTS OF ACCEPTANCE:	91
H. PENALTIES, PENDING LITIGATION OR PROCEEDINGS, FINDINGS OF INSPECTIONS OR INVESTIGATIONS FOR WHICH ACTION MAY HAVE BEEN TAKEN OR IS IN THE PROCESS OF BEING TAKEN BY ANY REGULATORY AUTHORITY	91

SECTION I

Part I. HIGHLIGHTS/SUMMARY OF THE SCHEME

Sr. No.	Title	Description
I.	Name of the Scheme	HDFC BSE 500 ETF
II.	Category of the Scheme	Exchange Traded Fund
III.	Scheme Type	An open ended scheme replicating/tracking BSE 500 Index (TRI)
IV.	SEBI Scheme Code	HDFC/O/O/EET/22/10/0111
V.	Investment Objective	<p>To generate returns that are commensurate (before fees and expenses) with the performance of the BSE 500 Index (TRI), subject to tracking error.</p> <p>There is no assurance that the investment objective of the Scheme will be achieved.</p>
VI.	Liquidity/ Listing details	<p>Transactions on the Stock Exchange:</p> <p>The Units of the ETF are listed on the Capital Market Segment of the National Stock Exchange of India Ltd. (NSE) and/or BSE Limited (BSE). All investors including Market Makers and Large Investors can subscribe (buy)/redeem (sell) Units on a continuous basis on the NSE and/or BSE on which the Units are listed during the trading hours on all the trading days.</p> <p>The price of the ETF Units in the secondary market on the Stock Exchange(s) will depend on demand and supply at that point of time. There is no minimum trade amount, although Units are normally traded in round lots of 1 Unit.</p> <p>Transactions directly with the Fund by Market Makers/Large Investors:</p> <p>Market Makers and Large Investors can directly subscribe to/redeem the ETF Units on all Business Days with the Fund in Creation Unit Size at Intra-day NAV on an ongoing basis.</p> <p>Intra-day NAV means the NAV applicable for subscription/redemption transaction by a Market Maker/Large Investor, based on the price at which the purchase/sale of basket of securities representing the Underlying Index was executed for their respective transaction(s) during the day and shall include the Cash Component. Additionally, transaction handling charges, if any, will have to be borne by the Market Maker/ Large Investor.</p> <p>AMC has appointed at least two Market Makers (MMs), who are members of the Stock Exchanges or such other persons as permitted by SEBI to act as Market Makers, to provide continuous</p>

		<p>liquidity on the stock exchange where the units of ETF are listed. The Market Makers offer two-way quotes (buy and sell quotes) in the secondary market for ensuring liquidity in the ETF Units.</p> <p>Further, the AMC reserves the right to modify Market Makers on an ongoing basis.</p> <p>As permitted under clause 3.6.1.5 of Master Circular, AMC may enable net settlement between cash leg of transactions in units of the ETF by Market Makers and consequent transaction in underlying basket by the Scheme in accordance with the guidelines issued by SEBI/AMFI in consultation with Clearing Corporations/stock exchanges in this regard.</p> <p>Redemption of units directly with the Mutual Fund during Liquidity Window:</p> <p>Investors can directly approach the AMC for redemption of units of ETFs, for transactions of upto Rs. 25 Crores without any exit load, in case of the following scenarios:</p> <ol style="list-style-type: none"> Traded price (closing price) of the ETF units is at discount of more than 1% to the day end NAV for 7 continuous trading days, or No quotes for such ETFs are available on stock exchange(s) for 3 consecutive trading days, or Total bid size on the exchange is less than half of Creation Units Size daily, averaged over a period of 7 consecutive trading days. <p>Such instances shall be tracked by the AMC on an ongoing basis and in case any of the above mentioned scenario arises, the same shall be disclosed on the website of the Mutual Fund.</p> <p>In the event of above, valid applications received by the fund upto the cut-off time will be processed on the basis of the closing NAV of the day of receipt of request and for valid applications received after cut-off time, the closing NAV of the next Business Day shall be applicable.</p> <p>Please refer to para 'Settlement of Purchase/Sale of Units of the Scheme on NSE and BSE' and 'Rolling Settlement' under section 'Cut off timing for subscriptions/redemption/switches' for further details.</p> <p>Dematerialization</p> <p>The Units of the Scheme are available only in dematerialized (electronic) form. Investors intending to invest in Units of the ETF will be required to have a beneficiary account with a Depository Participant (DP) of NSDL/CDSL and will be required to mention in the application form DP's Name, DP ID No. and Beneficiary</p>
--	--	--

		<p>Account No. with the DP at the time of purchasing Units directly from the fund in Creation Unit Size.</p> <p>The Units of the Scheme will be issued, traded and settled compulsorily in dematerialized (electronic) form.</p>
VII.	Benchmark (Total Return Index)	<p>BSE 500 Index (TRI). The benchmark is also referred to as “Underlying Index” in this document.</p> <p>The above Index has been chosen as the benchmark since the Scheme will invest in stocks which are constituents of BSE 500 Index (TRI). Thus, the aforesaid benchmark is most suited for comparing the performance of the Scheme.</p>
VIII.	NAV Disclosure	<p>The AMC will calculate and disclose the NAVs under the Scheme at the close of every Business Day and shall update the NAVs on the website of the Fund and AMFI by 11.00 p.m. every Business day.</p> <p>Indicative NAV (iNAV):</p> <p>Indicative NAV (iNAV) is the per unit NAV based on the current market value of Scheme’s portfolio during the trading hours of the ETF. iNAVs shall be disclosed on Stock Exchange(s), where the units of the ETF are listed, on continuous basis during the trading hours and updated within a maximum time lag of 15 seconds from underlying market or as per any other prescribed time. iNAV will not have any bearing on the creation or redemption of units directly with the Fund by the Market Makers/Large Investors.</p> <p>For further details refer Section II.</p>
IX.	Applicable Timelines	<p>Redemption Proceeds: Within 3 working days of the receipt of valid redemption request at the Official Points of Acceptance of HDFC Mutual Fund for this Scheme or within such timelines as may be prescribed by SEBI / AMFI from time to time in case of exceptional circumstances or otherwise.</p> <p>IDCW Proceeds: Will be transferred within 7 working days of Record Date or such other timeline as may be specified by SEBI/AMFI from time to time.</p>
X.	Plans and Options	<p>Presently the Scheme does not offer any Plans/Options for investment.</p> <p>However, Trustees may at their absolute discretion reserve the right to distribute income from time to time (which will be paid out to the Unit holders) in accordance with the IDCW Policy. The AMC and the Trustees reserve the right to introduce such other Plans/Options as they deem necessary or desirable from time to time, in accordance with the SEBI Regulations.</p>
XI.	Load Structure	<p>Exit Load: Not Applicable.</p>

XII.	Minimum Application Amount/ Switch In	On an On-going Basis:
XIII.	Minimum Additional Purchase Amount	A. On the Stock Exchange: Investors (including Market Makers and Large Investors):
XIV.	Minimum Redemption Amount/ Switch Out Amount	<p>Investors can subscribe (buy) and redeem (sell) Units on a continuous basis on NSE/BSE on which the Units are listed. On the Stock Exchange(s), the Units of the ETF can be purchased/sold in minimum lot of 1 (one) Unit and in multiples thereof. The price of the ETF Units in the secondary market on the Stock Exchange(s) will depend on demand and supply at that point of time.</p> <p>B. Directly with the Fund: Market Makers/Large Investors:</p> <p>On an ongoing basis, Market Makers and Large Investors* may approach the Fund directly for subscription / redemption of units of the ETF at the Intra-Day NAV in multiples of Creation Unit size. Additionally, the transaction handling charges, if any, will have to be borne by the Market Maker/Large Investor.</p> <p>*The minimum application amount for Large Investors shall be Rs. 25 Crores[^] (apart from the requirement of the application being in multiples of Creation Unit Size).</p> <p>[^]For Large investors viz.: a) Schemes managed by Employee Provident Fund Organisation, India and b) Recognised Provident Funds, approved gratuity funds and approved superannuation funds under Income tax Act, 1961, the minimum amount of Rs. 25 crores will not apply until February 28, 2026 or such other timeline as may be specified by SEBI.</p> <p>Application for subscription / redemption of the ETF Units in Creation Unit Size can be made either:</p> <ul style="list-style-type: none"> • in exchange of Cash* [as determined by the AMC equivalent to the cost incurred towards the purchase of predefined basket of securities that represent the Underlying Index (i.e. Portfolio Deposit)], Cash Component and other applicable transaction charges; • in exchange of Portfolio Deposit [i.e. by depositing basket of securities constituting BSE 500 Index (TRI)] along with the cash component and applicable transaction charges. <p>Each Creation Unit Size will consist of 415,000 Units of the ETF and 1 Unit of the ETF will be approximately equal to 1/1000th of the value of BSE 500 Index (TRI).</p> <p>*Cash means payments shall be made only by means of payment instruction of Real Time Gross Settlement (RTGS)/National Electronic Funds Transfer (NEFT) or Funds Transfer Letter/Transfer Cheque of a bank where the Scheme has a collection account.</p> <p>Note:</p>

		<p>The transaction handling charges which include brokerage, Securities transaction tax, regulatory charges if any, depository participant charges, uploading charges and such other charges that the mutual fund may have to incur in the course of cash subscription/ redemption shall be recoverable from the transacting Investor.</p> <p>Redemption directly with the Fund during Liquidity Window:</p> <p>In such cases, valid applications received by the Fund upto the cut-off time will be processed on the basis of the closing NAV of the day of receipt of request and for valid applications received after cut-off time, the closing NAV of the next Business Day shall be applicable.</p>
XV.	Creation Unit Size	415,000 units
XVI.	Segregated Portfolio	Currently, the scheme does not have a segregated portfolio. However, the Scheme has enabling provisions to create a segregated portfolio(s) under certain circumstances. For details, kindly refer SAI.
XVII.	Stock Lending/Short Selling	<p>The Scheme may engage in Stock Lending. The Scheme shall not engage in Short Selling.</p> <p>For Details, kindly refer SAI.</p>
XVIII.	How to Apply and other details	<p>The applications filled up and duly signed by the Market Makers/Large Investors should be submitted at the ISCs (AMC branches) whose addresses are available on the website of the AMC i.e. www.hdfcfund.com. Applications may also be submitted electronically at the relevant points of acceptance such as designated email ids of the AMC, etc.</p> <p>For further details, refer Section II.</p>
XIX.	Investor Services	<p>Contact details for general service requests:</p> <ul style="list-style-type: none"> • call at 1800 3010 6767/1800 419 7676 (toll free), or • e-mail: hello@hdfcfund.com or • Investors may contact / visit any of the Investor Service Centres (ISCs) of the AMC; or • post their feedback/suggestions on our website www.hdfcfund.com appearing under section 'Contact Us' <p>➔ Get in touch ➔ Write to us</p> <p>Contact details for complaints resolution:</p> <ul style="list-style-type: none"> • call at 1800 3010 6767/1800 419 7676 (toll free) • e-mail: hello@hdfcfund.com • For any grievances with respect to transactions through NSE/BSE, the investors/Unit Holders should approach the investor grievance cell of the respective stock exchange.

XX.	Special products available on Ongoing basis	Systematic Investment Plan (SIP), Systematic Transfer Plan (STP), Systematic Withdrawal Advantage Plan (SWAP), Transfer of Income Distribution Cum Capital Withdrawal (IDCW) Plan Facility, HDFC Flexindex Plan and HDFC Swing Systematic Transfer Plan are not available under this Scheme.
XXI.	Weblink	Click here for Total Expense Ratio (TER) - https://www.hdfcfund.com/statutory-disclosure/total-expense-ratio-of-mutual-fund-schemes/reports Click here for factsheet/ Index Solution Factsheet – https://www.hdfcfund.com/investor-services/factsheets

DUE DILIGENCE BY THE ASSET MANAGEMENT COMPANY

It is confirmed that:

- (i) The Scheme Information Document submitted to SEBI is in accordance with the SEBI (Mutual Funds) Regulations, 1996 and the guidelines and directives issued by SEBI from time to time.
- (ii) All legal requirements connected with the launching of the Scheme as also the guidelines, instructions, etc., issued by the Government and any other competent authority in this behalf, have been duly complied with.
- (iii) The disclosures made in the Scheme Information Document are true, fair and adequate to enable the investors to make a well informed decision regarding investment in the Scheme.
- (iv) The intermediaries named in the Scheme Information Document and Statement of Additional Information are registered with SEBI and their registration is valid, as on date.
- (v) The contents of the Scheme Information Document including figures, data, yields etc. have been checked and are factually correct.
- (vi) The AMC has complied with the compliance checklist applicable for Scheme Information Documents and there are no deviations from the regulations.
- (vii) Notwithstanding anything contained in this Scheme Information Document, the provisions of the SEBI (Mutual Funds) Regulations, 1996 and the guidelines there under shall be applicable.
- (viii) The Trustees have ensured that the HDFC BSE 500 ETF approved by them is a new product offered by HDFC Mutual Fund and is not a minor modification of any existing scheme/fund/product.

Date: November 21, 2025

Place : Mumbai

Name: Supriya Sapre

Designation: Chief Compliance Officer

Part II. INFORMATION ABOUT THE SCHEME

A. HOW WILL THE SCHEME ALLOCATE ITS ASSETS?

Instruments	Indicative allocations (% of total assets)	
	Minimum Allocation	Maximum Allocation
Securities covered by BSE 500 Index (TRI) #	95	100
Debt Securities & Money Market Instruments, units of Debt Schemes of Mutual Funds	0	5

includes shares of HDFC Asset Management Company Limited. It may be noted that BSE 500 Index (TRI) has been constructed and managed by NSE Indices Limited (formerly known as India Index Services & Products Limited – IISL), a subsidiary of National Stock Exchange of India Limited (NSE). The HDFC BSE 500 ETF will be managed passively to replicate the performance of the Underlying Index.

As per clause 12.24.1 of Master Circular, the cumulative gross exposure through equity, debt, derivative positions, repo transactions, other permitted securities/assets and such other securities/assets as may be permitted by SEBI from time to time shall not exceed 100% of the net assets of the Scheme. However, the cumulative gross exposure through equity, debt and derivative positions may exceed 100% of the net assets of the Scheme to the extent of deployment of Subscription and Redemption cash flow.

Indicative Table (Actual instrument/percentages may vary subject to applicable SEBI circulars)

SR. No	Type of Instrument	Percentage exposure of	Circular references
1.	Securities Lending	a) Upto 20% of the net assets b) Upto 5% of the net assets at single intermediary i.e. broker level	Clause 12.11 of Master Circular
2.	Derivatives (Equity)^	Upto 20% of net assets	Clause 12.25 of Master Circular
3.	Repo/ Reverse Repo / Tri-Party repos (TREPS) on Government Securities and Treasury Bills (G-Secs and T-Bills)	To meet liquidity requirements or pending deployment as per regulatory limits	Clause 1 of Seventh Schedule of SEBI Mutual Funds Regulations
4.	Short Term deposits	As per regulatory limits	Clause 8 of Seventh Schedule of SEBI Mutual Funds Regulations and Clause 12.16 of Master Circular
5.	Mutual Fund Units (as per asset allocation table above)	<ul style="list-style-type: none"> Upto 5% of the net assets of the scheme Upto 5% of the net assets of the 	Clause 4 of Seventh Schedule of SEBI Mutual Funds Regulations

		Mutual Fund (i.e. across all the schemes of the Fund)	
--	--	---	--

^Exposure to equity derivatives shall be taken in case of portfolio rebalancing or unavailability of the underlying securities.

The Scheme will not make any investment in-

SR. No	Types of Instruments
1.	Debt Derivatives
2.	ADR/GDR/Foreign Securities
3.	Securitized Debt
4.	Credit Default Swaps
5.	Short Selling
6.	Repo in corporate debt securities
7.	Bespoke or complex debt products such as Securitized Debt, Structured obligations (SO rating) and/or credit enhanced debt (CE rating), Securities with special features such as Debt instruments having special features viz. subordination to equity (absorbs losses before equity capital) and/or convertible to equity upon trigger of a pre-specified event for loss absorption
8.	Unlisted debt instrument
9.	Inter scheme transactions i.e. transfers
10.	Unrated debt and money market instruments (except G-Secs, T-Bills and other money market instruments)
11.	Units of Real Estate Investment Trusts (REITs) and/or Infrastructure Investment Trusts (InvITs) unless received as corporate action or the instrument/security is added in the benchmark Index as a constituent

Change in Asset Allocation Pattern / Portfolio Rebalancing

Short Term Defensive Consideration

As an index linked scheme, the investment policy is primarily passive management. However, as the above mentioned investment pattern is indicative and subject to the SEBI (MF) Regulations and Circulars issued thereunder, the same may vary from time to time. As per clause 1.14.1.2.b of Master Circular, the Fund Manager, may deviate from the above investment pattern for short term period on defensive considerations. The same will be rebalanced within 7 Business Days.

Portfolio Replication/ Rebalancing norms

As per clause 3.6.7 of Master Circular:

- any transactions undertaken in the scheme portfolio in order to meet the redemption and subscription obligations shall be done while ensuring that post such transactions replication of the portfolio with the index is maintained at all points of time.

- in case of change in constituents of the index due to periodic review, the portfolio of the Scheme shall be rebalanced within 7 calendar days or such other timeline as may be prescribed by SEBI from time to time.

Tracking Error:

The Scheme, in general, will hold all the securities that constitute the Underlying Index in the same proportion as the index. Expectation is that, over a period of time, the tracking error of the Scheme relative to the performance of the Underlying Index will be relatively low.

The AMC would monitor the tracking error of the Scheme on an ongoing basis and would seek to minimize tracking error to the maximum extent possible. Under normal market circumstances, such tracking error is not expected to exceed by 2.00% p.a. (based on daily rolling returns for last 12 months). However, in case of unavoidable events like, Dividend issuance by constituent members, rights issuance by constituent members, and market volatility during rebalancing of the portfolio following the rebalancing of the Underlying Basket, etc. or in abnormal market circumstances, the tracking error may exceed the above mentioned limits and the same shall be brought to the notice of Trustees with corrective actions taken by the AMC, if any.

Tracking difference (TD) for equity oriented passive schemes:

Tracking difference shall be targeted to be 50 bps (over and above actual TER charged). In case the same is not maintained, it shall be brought to the notice of trustees along with corrective actions taken by the AMC, if any.

INTRODUCTION TO EXCHANGE TRADED FUNDS (ETF)

ETFs are innovative products that provide exposure to an index or a basket of securities or physical gold that trade on the exchange like a single stock. ETFs have a number of advantages over traditional open-ended index funds as they can be bought and sold on the exchange at prices that are usually close to the actual Intra-Day NAV of the Scheme. ETFs are an innovation to traditional mutual funds as ETFs provide Investors a fund that closely tracks the performance of an index/physical gold with the ability to buy/sell on an Intra-Day basis. Unlike listed close ended funds, which trade at substantial premiums or more frequently at discounts to NAV, ETFs are structured in a manner which allows to create new Units and Redeem outstanding Units directly with the fund, thereby ensuring that ETFs trade close to their actual NAVs.

ETFs are usually passively managed funds wherein subscription/redemption of units work on the concept of exchange with underlying securities. In other words, Large Investors/institutions can purchase Units by depositing the underlying securities with the Fund/AMC and can redeem by receiving the underlying shares in exchange of Units in Creation Unit Size. Units can also be bought and sold directly on the exchange.

ETFs have all the benefits of indexing such as diversification, low cost and transparency. As ETFs are listed on the exchange, costs of distribution are much lower and the reach is wider. These savings in cost are passed on to the Investors in the form of lower costs. Furthermore, exchange traded mechanism enables minimal collection, disbursement and other processing charges. The structure of ETFs is such that it protects long-term Investors from inflows and outflows of short-term Investor. This is because the Fund does not bear extra transaction cost when buying/selling due to frequent subscriptions and redemptions.

Tracking Error of ETFs is likely to be low as compared to a normal index fund. Due to the creation/redemption of units through the in-kind mechanism the fund can keep lesser funds in cash. Also, time lag between buying/selling units and the underlying shares is much lower.

ETFs are highly flexible and can be used as a tool for gaining instant exposure to the equity markets, equitising cash or for arbitraging between the cash and futures market.

Benefits of ETFs

1. Can be easily bought/sold like any other stock on the exchange through terminals spread across the country.
2. Can be bought/sold anytime during market hours at prices that are expected to be close to actual NAV of the Schemes. Thus, investor invests at real-time prices as opposed to end of day prices.
3. No separate form filling for buying/selling units. It is just a phone call to your broker or a click on the net.
4. Ability to put limit orders.
5. Minimum investment for an ETF is one unit.
6. Protects long-term investors from the inflows and outflows of short-term investors.
7. Flexible as it can be used as a tool for gaining instant exposure to the respective equity/gold markets, equitizing cash, hedging or for arbitraging between the cash and futures market.
8. Helps in increasing liquidity of underlying cash market.
9. Aids low cost arbitrage between futures and cash market.
10. An investor can get a consolidated view of his investments without adding too many different account statements as the Units issued would be in demat form

Uses of ETFs

1. Investors with a long-term horizon: Allows diversification of portfolio at one shot thereby reducing scrip specific risk at a low cost.
2. Institutions and Mutual Funds: Allows easy asset allocation, hedging and equitising cash at a low cost.
3. Arbitrageurs: Low impact cost to carry out arbitrage between the cash and the futures market.
4. Investors with a shorter term horizon: Allows liquidity due to ability to trade during the day and expected to have quotes near NAV during the course of trading day.

Risks of ETFs

1. Absence of Prior Active Market: Although the units of ETFs are listed on the Exchange for trading, there can be no assurance that an active secondary market will develop or be maintained.
2. Lack of Market Liquidity: Trading in units of ETFs on the Exchange on which it is listed may be halted because of market conditions or for reasons that, in the view of the concerned stock exchange or market regulator, trading in the ETF units is inadvisable. In addition, trading in the units of ETFs is subject to trading halts caused by extraordinary market volatility pursuant to 'circuit filter' rules. There can be no assurance that the requirements of the concerned stock exchange necessary to maintain the listing of the units of ETFs will continue to be met or will remain unchanged.
3. Units of Exchange Traded Funds may trade at prices other than NAV: Units of ETFs may trade above or below their NAV. The NAV of units of ETFs may fluctuate with changes in the market value of a

Scheme's holdings. The trading prices of units of ETF will fluctuate in accordance with changes in their NAVs as well as market supply and demand. However, given that ETFs can be created/redeemed in creation units, directly with the Fund, large discounts or premiums to the NAVs will not sustain due to arbitrage possibility available.

HOW HDFC BSE 500 ETF (the ETF) WORKS

- **Procedure for directly with the Mutual Fund creation of the ETF units in Creation Unit Size:**
- The Fund/AMC allows cash/exchange of Portfolio Deposit for Purchase of Units of the Scheme in Creation Unit Size by Large Investors/Market Makers.
- **Creation of Units in exchange of Portfolio Deposit:** The requisite Securities constituting the Portfolio Deposit have to be transferred to the Scheme's Depository Participant account while the Cash Component has to be paid to the Custodian/AMC. On confirmation of the same by the Custodian/AMC, the AMC will create and transfer the equivalent number of Units of the Scheme into the Investor's Depository Participant account and pay/recover the Cash Component and transaction handling charges, if any.
- **Creation of Units in Cash:** Subscription of the ETF Units in Creation Unit Size will be made by payment of requisite Cash, as determined by the AMC equivalent to the cost incurred towards the purchase of predefined basket of securities that represent the Underlying Index (i.e. Portfolio Deposit), Cash Component and transaction handling charges, if any, only by means of payment instruction of Real Time Gross Settlement (RTGS)/National Electronic Funds Transfer (NEFT) or Funds Transfer Letter/Transfer Cheque of a bank where the Scheme has a collection account.
- The Creation Unit will be subject to transaction handling charges incurred by the Fund/AMC. Such transaction handling charges shall be recoverable from the transacting Market Maker or Large Investor.
- The Portfolio Deposit and/or Cash Component for units of the Scheme may change from time to time due to changes in the Underlying Index on account of corporate actions and changes to the index constituents.
- **The investors are requested to note that the Units of the Scheme will be credited into the Investor's Depository Participant account only on receipt of Cash Component and transaction handling charges, if any.**

'Creation Unit Size' is fixed number of units of the Scheme, which is exchanged for (a) a basket of securities (Portfolio Deposit) and a Cash Component; or (b) cash for purchasing basket of securities and a Cash Component, equal to the value of said predefined units of the Scheme.

Each Creation Unit Size consists of 415,000 units of the ETF. Each unit of the ETF will be approximately equal to the 1/1000th value of the BSE 500 Index (TRI).

'Portfolio Deposit' consists of pre-defined basket of securities that represent the Underlying Index as announced by AMC from time to time.

- **Procedure for Redemption directly with the Mutual Fund in Creation Unit Size for Market Makers/Large Investors**
- The requisite number of Units of the Scheme equivalent to the Creation Unit has to be transferred to the Fund's Depository Participant account and the Cash Component to be paid to the AMC/Custodian.

- On confirmation of the same by the AMC, the AMC will transfer the Portfolio Deposit to the Market Maker's Depository Participant account and pay/recover the Cash Component and transaction handling charges, if any.
- The Fund shall allow cash Redemption of the Units of the Scheme in Creation Unit Size by Large Investors/Market Makers.
- Such Investors shall make Redemption request to the Fund/AMC whereupon the Fund/AMC will arrange to sell underlying portfolio Securities on behalf of the Investor. Accordingly, the sale proceeds of portfolio Securities, after adjusting the Cash Component and transaction handling charges will be remitted to the Investor.
- Redemption proceeds will be sent to Market Makers/Large Investors within 3 working days of the date of redemption subject to confirmation with the depository records of the Scheme's DP account.

Note:

1. The Creation Unit Size may be changed by the AMC in order to equate it with marketable lots of the underlying securities or at their discretion and the notice of the same shall be published on AMC's website.
2. Transaction handling charges include brokerage, Securities transaction tax, regulatory charges if any, depository participant charges, uploading charges and such other charges that the mutual fund may have to incur in the course of Cash subscription/redemption or accepting the Portfolio Deposit or for giving a portfolio of securities as consideration for a redemption request. Such transaction handling charges shall be recoverable from the transacting Investor.
3. The Portfolio Deposit and/or Cash Component for the ETF may change from time to time due to change in NAV.

The procedure relating to purchase and sale of units by different types of investors/Market Makers in the Scheme during continuous offer is tabulated for easy reference:

Type of investor and transaction Details	Sale of units by Mutual Fund	Redemption of units by Unit holders
Market Makers/Large Investor Other investors	Any Business Day in Creation Unit* Size and in multiple thereof. Only through stock exchange(s)	Any Business Day in Creation Unit* Size and in multiple thereof. Only through stock exchange(s)
Role of Market Maker	Gives two way quotes in the secondary market. Stands as a seller for a buy order.	Gives two-way quotes in the secondary market. Stands as a buyer against a sell order.
Role of Large Investor	Only an investor – no other role in the Scheme operations.	

Each Creation Unit Size consists of 415,000 units of the ETF and 1 unit of the ETF will be approximately equal to the 1/1000th value of the BSE 500 Index (TRI).

Procedure for Redemption directly with the Mutual Fund during Liquidity Window.

When the Scheme announces Liquidity Window on its website, (refer para “**Liquidity/Redemption of units directly with the Mutual Fund during in exceptional circumstances (Liquidity Window)**”

under Section titled “**Highlights**”, Investors may tender their redemption request to their Depositories Participants for redemption at Applicable NAV, for transactions upto Rs 25 Crores. Redemptions up to 3.00 p.m. on any Business Day, shall be processed by the Fund at the closing NAV of the day and those received thereafter on that day will be processed at the closing NAV of the next Business Day. In such cases, redemption proceeds shall be credited to the bank account linked to unitholder’s demat account.

Market Makers:

AMC has appointed at least two Market Makers, who are members of the Stock Exchanges or such other persons as permitted by SEBI to act as Market Makers, to provide continuous liquidity on the stock exchange where the units of ETF are listed. The Market Makers offers two-way quotes (buy and sell quotes) in the secondary market for ensuring liquidity in the ETF Units.

Further, the AMC reserves the right to modify Market Makers on an ongoing basis.

As permitted under clause 3.6.1.5 of Master Circular, the AMC may enable net settlement between cash leg of transactions in units of the Scheme by Market Makers and consequent transaction in underlying basket by the Scheme in accordance with the guidelines issued by SEBI/AMFI in consultation with Clearing Corporations/stock exchanges in this regard.

B. WHERE WILL THE SCHEME INVEST?

The Scheme will invest in securities as mentioned below. The investments will be made as per the limits specified in the asset allocation table of the Scheme, subject to permissible limits laid under SEBI (MF) Regulations or any other applicable laws and guidelines.

- Equity and equity related instruments of the Underlying Index
- Debt and Money Market Instruments
- Short Term Deposits
- Units of mutual funds
- Derivatives
- Any other instruments as may be permitted by RBI / SEBI from time to time, subject to necessary regulatory approvals.

For detailed disclosures, kindly refer Section II.

C. WHAT ARE THE INVESTMENT STRATEGIES?

HDFC BSE 500 ETF will invest in stocks comprising the Underlying Index and endeavour to track the benchmark index. The Scheme may also invest in debt & money market instruments, in compliance with regulations to meet liquidity and expense requirements. HDFC BSE 500 ETF endeavours to invest in stocks forming part of the Underlying Index in the same ratio as per the index to the extent possible and to that extent follows a passive investment strategy, except to the extent of meeting liquidity and expense requirements.

Since the Scheme is an exchange traded fund, it will only invest in securities constituting the Underlying Index. However, due to corporate action in companies comprising the index, the Scheme may be allocated/allotted securities which are not part of the index. Such holdings would be rebalanced within 7 Business Days from the date of allotment/listing of such securities. As part of the Fund Management process, the Scheme may use derivative instruments such as index futures and options, or any other derivative instruments that are permissible or may be permissible in future under applicable regulations. However, trading in derivatives by the Scheme shall be for restricted purposes as permitted by the Regulations.

For detailed derivative strategies, please refer to SAI. For exposure limits to derivatives, refer section **'Where will the scheme invest' under Section II, Part II, Clause A**

Though every endeavour will be made to achieve the objective of the Scheme, the AMC/Sponsor/Trustee do not guarantee that the investment objective of the Scheme will be achieved. No guaranteed returns are being offered under the Scheme.

RISK CONTROL: The Scheme aims to track the BSE 500 Index (TRI) before expenses. The index will be tracked on a regular basis and changes to the constituents or their weights, if any, will be replicated in the underlying portfolio with the purpose of minimizing tracking errors.

The Scheme being a passive investment carries lesser risk as compared to active fund management. The portfolio would follow the index and therefore the level of stock concentration in the portfolio and its volatility would be the same as that of the index, subject to tracking errors. Thus, there would be no additional element of volatility or stock concentration on account of fund manager decisions. The fund manager would endeavor to keep cash levels at the minimal to control tracking errors.

The Risk Mitigation strategy revolves around reducing the tracking error to the least possible through regular rebalancing of the portfolio, taking into account the change in weights of stocks in the Underlying Index as well as the incremental inflows into/redemptions from the Scheme.

While these measures are expected to mitigate the above risks to a large extent, there can be no assurance that these risks would be completely eliminated.

PORTFOLIO TURNOVER

Portfolio Turnover measures the volume of trading that occurs in a Scheme's portfolio during a given time period. The Scheme is an open-ended Scheme. This Fund will follow a passive investment strategy, the endeavour will be to minimise portfolio turnover subject to the exigencies and needs of the Scheme. Generally, turnover will be confined to rebalancing of portfolio on account of new subscriptions, redemptions and change in the composition of the Underlying Index and corporate actions of securities included in the Underlying Index. A higher portfolio turnover results in higher brokerage and transaction cost.

D. HOW WILL THE SCHEME BENCHMARK ITS PERFORMANCE?

BSE 500 Index (TRI).

In accordance with the investment objective and tracking error definition, the Scheme performance will be compared with the total returns of BSE 500 Index (TRI).

The above Index has been chosen as the benchmark since the Scheme will invest in stocks which are constituents of BSE 500 Index (TRI). Thus, the aforesaid benchmark is most suited for comparing the performance of the Scheme.

The Trustee reserves right to change the benchmark for performance of the scheme in conformity with the investment objectives and appropriateness of the benchmark subject to SEBI (MF) Regulations, and other prevailing guidelines, if any by suitable notification to the investors to this effect.

E. WHO MANAGES THE SCHEME?

The details of Fund Manager of the Scheme are as follows:

Name, Age & tenure [^]	Educational Qualifications	Experience (last 10 years)	Other Fund(s) Managed*
Abhishek Mor 30 Years Tenure for the managing the Scheme: 2 years, 7 months	<ul style="list-style-type: none"> • CFA Level-I, • Chartered Accountant, • Bachelor of Commerce 	Collectively over 7 years experience in Equity Dealing <ul style="list-style-type: none"> • November 15, 2022 till Date: HDFC Asset Management Company Limited • October 04, 2017 till November 11, 2022: ICICI Asset Management Company Limited Last Position Held: Manager - Dealing Support	1. HDFC BSE SENSEX ETF (co-managed Scheme) 2. HDFC NIFTY 100 ETF (co-managed Scheme) 3. HDFC NIFTY 50 ETF (co-managed Scheme) 4. HDFC NIFTY Bank ETF (co-managed Scheme) 5. HDFC NIFTY Growth Sectors 15 ETF (co-managed Scheme) 6. HDFC NIFTY IT ETF (co-managed Scheme) 7. HDFC NIFTY Midcap 150 ETF (co-managed Scheme) 8. HDFC NIFTY Next 50 ETF (co-managed Scheme) 9. HDFC NIFTY Private Bank ETF (co-managed Scheme) 10. HDFC NIFTY PSU BANK ETF (co-managed Scheme) 11. HDFC Nifty Smallcap 250 ETF (co-managed Scheme) 12. HDFC NIFTY100 Low Volatility 30 ETF (co-managed Scheme) 13. HDFC NIFTY100 Quality 30 ETF (co-managed Scheme) 14. HDFC NIFTY200 Momentum 30 ETF (co-managed Scheme) 15. HDFC NIFTY50 Value 20 ETF (co-managed Scheme)

* excluding Overseas investments if any.

[^]Cut-off date considered for calculation of tenure is September 30, 2025.

Co-Fund Manager:

Name, Age & tenure [^]	Educational Qualifications	Experience (last 10 years)	Other Fund(s) Managed*
Nandita Menezes 29 Years	<ul style="list-style-type: none"> • CA (ICAI, INDIA), 	Collectively over 3 years experience in Equity Dealing and auditing	1. HDFC Arbitrage Fund (co-managed Scheme)

<p>Tenure for managing the Scheme: 6 months</p>	<p>• B.Com (University of Mumbai)</p>	<p>• December 29, 2021 till Date: HDFC Asset Management Company Limited</p> <p>• April 26, 2020 till March 5, 2021: S.R. Batliboi & Co LLP Last Position held: Executive - Assurance</p>	<ol style="list-style-type: none"> 2. HDFC Balanced Advantage Fund (co-managed Scheme) 3. HDFC BSE 500 Index Fund (co-managed Scheme) 4. HDFC BSE Sensex Index Fund (co-managed Scheme) 5. HDFC Developed World Overseas Equity Passive FOF (co-managed Scheme) 6. HDFC Equity Savings Fund (co-managed Scheme) 7. HDFC Gold ETF Fund of Fund (co-managed Scheme) 8. HDFC Multi-Asset Fund (co-managed Scheme) 9. HDFC NIFTY 100 Equal Weight Index Fund (co-managed Scheme) 10. HDFC NIFTY 100 Index Fund (co-managed Scheme) 11. HDFC Nifty 50 Index Fund (co-managed Scheme) 12. HDFC Nifty India Digital Index Fund (co-managed Scheme) 13. HDFC Nifty LargeMidcap 250 Index Fund (co-managed Scheme) 14. HDFC NIFTY Midcap 150 ETF (co-managed Scheme) 15. HDFC NIFTY Midcap 150 Index Fund (co-managed Scheme) 16. HDFC NIFTY Next 50 Index Fund (co-managed Scheme) 17. HDFC NIFTY Realty Index Fund (co-managed Scheme) 18. HDFC Nifty Smallcap 250 ETF (co-managed Scheme)
--	---------------------------------------	--	--

			<p>19. HDFC Nifty Smallcap 250 Index Fund (co-managed Scheme)</p> <p>20. HDFC Nifty Top 20 Equal Weight Index Fund (co-managed Scheme)</p> <p>21. HDFC NIFTY100 Low Volatility 30 Index Fund (co-managed Scheme)</p> <p>22. HDFC Nifty100 Quality 30 Index Fund (co-managed Scheme)</p> <p>23. HDFC NIFTY200 Momentum 30 Index Fund (co-managed Scheme)</p> <p>24. HDFC NIFTY50 Equal weight Index Fund (co-managed Scheme)</p> <p>25. HDFC Nifty500 Multicap 50:25:25 Index Fund (co-managed Scheme)</p> <p>26. HDFC Silver ETF Fund of Fund (co-managed Scheme)</p>
<p>Arun Agarwal 52 Years Tenure for managing the Scheme: 2 years, 7 months</p>	<ul style="list-style-type: none"> • B.Com • Chartered Accountant 	<p>Collectively over 27 years experience in equity, debt and derivative dealing, fund management, internal audit and treasury operations.</p> <p>• September 16, 2010 till Date: HDFC Asset Management Company Limited</p>	<p>1. HDFC Arbitrage Fund (co-managed Scheme)</p> <p>2. HDFC Balanced Advantage Fund (co-managed Scheme)</p> <p>3. HDFC BSE 500 Index Fund (co-managed Scheme)</p> <p>4. HDFC BSE SENSEX ETF (co-managed Scheme)</p> <p>5. HDFC BSE Sensex Index Fund (co-managed Scheme)</p> <p>6. HDFC Developed World Overseas Equity Passive FOF (co-managed Scheme)</p> <p>7. HDFC Equity Savings Fund (co-managed Scheme)</p> <p>8. HDFC Gold ETF Fund of Fund (co-managed Scheme)</p> <p>9. HDFC Multi-Asset Fund (co-managed Scheme)</p>

			<p>10. HDFC NIFTY 100 Equal Weight Index Fund (co-managed Scheme)</p> <p>11. HDFC NIFTY 100 ETF (co-managed Scheme)</p> <p>12. HDFC NIFTY 100 Index Fund (co-managed Scheme)</p> <p>13. HDFC NIFTY 50 ETF (co-managed Scheme)</p> <p>14. HDFC Nifty 50 Index Fund (co-managed Scheme)</p> <p>15. HDFC NIFTY Bank ETF (co-managed Scheme)</p> <p>16. HDFC NIFTY Growth Sectors 15 ETF (co-managed Scheme)</p> <p>17. HDFC Nifty India Digital Index Fund (co-managed Scheme)</p> <p>18. HDFC NIFTY IT ETF (co-managed Scheme)</p> <p>19. HDFC Nifty LargeMidcap 250 Index Fund (co-managed Scheme)</p> <p>20. HDFC NIFTY Midcap 150 ETF (co-managed Scheme)</p> <p>21. HDFC NIFTY Midcap 150 Index Fund (co-managed Scheme)</p> <p>22. HDFC NIFTY Next 50 ETF (co-managed Scheme)</p> <p>23. HDFC NIFTY Next 50 Index Fund (co-managed Scheme)</p> <p>24. HDFC NIFTY Private Bank ETF (co-managed Scheme)</p> <p>25. HDFC NIFTY PSU BANK ETF (co-managed Scheme)</p> <p>26. HDFC NIFTY Realty Index Fund (co-managed Scheme)</p> <p>27. HDFC Nifty Smallcap 250 ETF (co-managed Scheme)</p>
--	--	--	--

			<p>28. HDFC Nifty Smallcap 250 Index Fund (co-managed Scheme)</p> <p>29. HDFC Nifty Top 20 Equal Weight Index Fund (co-managed Scheme)</p> <p>30. HDFC NIFTY100 Low Volatility 30 ETF (co-managed Scheme)</p> <p>31. HDFC NIFTY100 Low Volatility 30 Index Fund (co-managed Scheme)</p> <p>32. HDFC NIFTY100 Quality 30 ETF (co-managed Scheme)</p> <p>33. HDFC Nifty100 Quality 30 Index Fund (co-managed Scheme)</p> <p>34. HDFC NIFTY200 Momentum 30 ETF (co-managed Scheme)</p> <p>35. HDFC NIFTY200 Momentum 30 Index Fund (co-managed Scheme)</p> <p>36. HDFC NIFTY50 Equal weight Index Fund (co-managed Scheme)</p> <p>37. HDFC NIFTY50 Value 20 ETF (co-managed Scheme)</p> <p>38. HDFC Nifty500 Multicap 50:25:25 Index Fund (co-managed Scheme)</p> <p>39. HDFC Silver ETF Fund of Fund (co-managed Scheme)</p>
--	--	--	--

^Cut-off date considered for calculation of tenure is September 30, 2025.

F. HOW IS THE SCHEME DIFFERENT FROM EXISTING SCHEMES OF THE MUTUAL FUND?

The following list consists of existing passively managed open-ended equity schemes viz. ETF and Index Funds of HDFC Mutual Fund.

Sr. No.	Scheme Name
1.	HDFC BSE SENSEX ETF
2.	HDFC BSE Sensex Index Fund
3.	HDFC BSE 500 ETF
4.	HDFC BSE 500 Index Fund
5.	HDFC Nifty 50 Index Fund
6.	HDFC Nifty 100 Index Fund
7.	HDFC NIFTY Midcap 150 Index Fund
8.	HDFC Nifty Next 50 Index Fund
9.	HDFC Nifty Smallcap 250 Index Fund
10.	HDFC Nifty100 Equal Weight Index Fund
11.	HDFC NIFTY50 Equal Weight Index Fund
12.	HDFC Nifty India Digital Index Fund
13.	HDFC Nifty LargeMidcap 250 Index Fund
14.	HDFC Nifty Top 20 Equal Weight Index Fund
15.	HDFC NIFTY200 Momentum 30 Index Fund
16.	HDFC NIFTY Realty Index Fund
17.	HDFC Nifty100 Quality 30 Index Fund
18.	HDFC NIFTY100 Low Volatility 30 Index Fund
19.	HDFC Nifty500 Multicap 50:25:25 Index Fund
20.	HDFC NIFTY 100 ETF
21.	HDFC NIFTY 50 ETF
22.	HDFC NIFTY Bank ETF
23.	HDFC NIFTY Growth Sectors 15 ETF
24.	HDFC NIFTY IT ETF
25.	HDFC NIFTY Midcap 150 ETF
26.	HDFC Nifty Next 50 ETF
27.	HDFC NIFTY Private Bank ETF
28.	HDFC Nifty Smallcap 250 ETF
29.	HDFC NIFTY100 Low Volatility 30 ETF
30.	HDFC NIFTY100 Quality 30 ETF
31.	HDFC NIFTY200 Momentum 30 ETF
32.	HDFC NIFTY50 Value 20 ETF
33.	HDFC NIFTY PSU BANK ETF

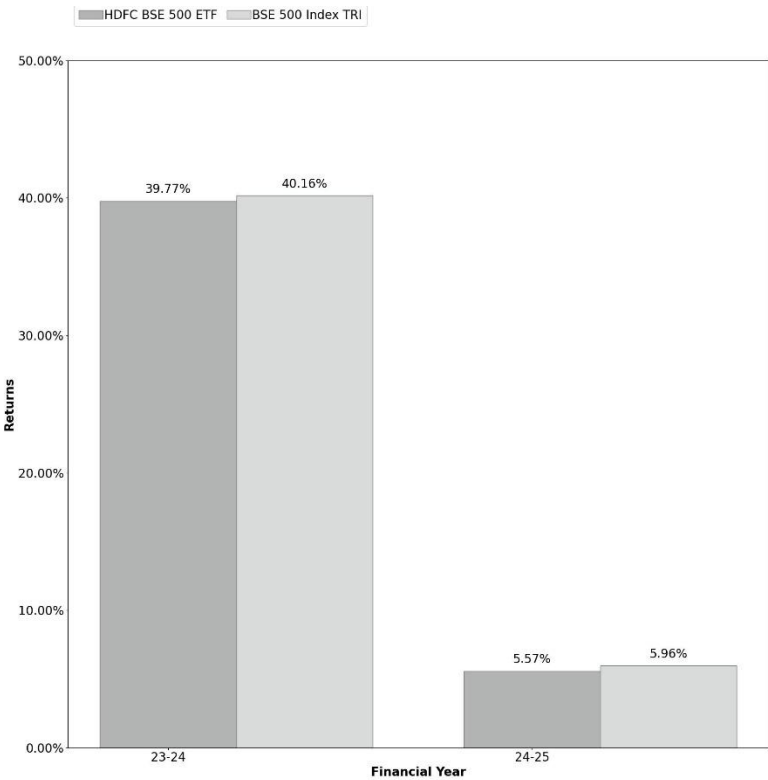
For comparison between various schemes of HDFC Mutual Fund

Visit: <https://www.hdfcfund.com/statutory-disclosure/offer-document-disclosures>

G. HOW HAS THE SCHEME PERFORMED?

Performance of the Scheme (as at September 30, 2025)

The performance of the Scheme shall be benchmarked against BSE 500 Index (TRI)

HDFC BSE 500 ETF			Absolute returns for each financial year for last 2 years^																			
<table><tr><th>Period</th><th>Returns (%)^</th><th>Benchmark Returns (%)#</th></tr><tr><td>Last 1 Year</td><td>-5.85</td><td>-5.50</td></tr><tr><td>Since Inception*</td><td>17.58</td><td>17.97</td></tr></table> <p>^ Past performance may or may not be sustained in the future</p> <p>Returns greater than one year are compounded annualized (CAGR).</p> <p>* Inception Date: 15/02/2023</p> <p># BSE 500 Index (TRI)</p> <p>Since inception returns are calculated on Rs. 23.86 (allotment price).</p>			Period	Returns (%)^	Benchmark Returns (%)#	Last 1 Year	-5.85	-5.50	Since Inception*	17.58	17.97	 <table><caption>Financial Year Returns</caption><tr><th>Financial Year</th><th>HDFC BSE 500 ETF</th><th>BSE 500 Index TRI</th></tr><tr><td>23-24</td><td>39.77%</td><td>40.16%</td></tr><tr><td>24-25</td><td>5.57%</td><td>5.96%</td></tr></table>		Financial Year	HDFC BSE 500 ETF	BSE 500 Index TRI	23-24	39.77%	40.16%	24-25	5.57%	5.96%
Period	Returns (%)^	Benchmark Returns (%)#																				
Last 1 Year	-5.85	-5.50																				
Since Inception*	17.58	17.97																				
Financial Year	HDFC BSE 500 ETF	BSE 500 Index TRI																				
23-24	39.77%	40.16%																				
24-25	5.57%	5.96%																				

For Riskometer of Scheme and Benchmark, kindly refer cover page.

H. ADDITIONAL SCHEME RELATED DISCLOSURES

- **Scheme's portfolio holdings-** <https://www.hdfcfund.com/statutory-disclosure/portfolio/monthly-portfolio>
- **Exposure to Top 7 issuers, stocks, groups and sectors: In monthly Portfolio above or in Factsheet. To view scheme factsheets, [Factsheet - HDFC Mutual Fund \(hdfcfund.com\)](https://www.hdfcfund.com/statutory-disclosure/factsheet)**
- **Portfolio Disclosure –**
Monthly - <https://www.hdfcfund.com/statutory-disclosure/portfolio/monthly-portfolio>
Half yearly - <https://www.hdfcfund.com/statutory-disclosure/scheme-financials>
- **Portfolio Turnover Ratio (September 30, 2025)**
Without Derivatives - 14.80%
With Derivatives - 14.80%
- **Aggregate investment in the Scheme by (September 30, 2025):**

Sr. No.	Category of Persons Fund Manager(s)	Net Value*		Market Value (in Rs.)
		Units	NAV per unit	
1	Abhishek Mor	-	-	-
2	Arun Agarwal	-	-	-
3	Nandita Menezes	-	-	-

*includes mandatory investments under SEBI guidelines, if any.

For any other disclosure with respect to investments by key personnel and AMC directors including regulatory provisions in this regard, kindly refer SAI.

- **INVESTMENT BY THE AMC IN THE SCHEME**

The AMC may invest in the Scheme during the continuous offer period subject to the SEBI (MF) Regulations. The AMC may also invest in other existing Schemes of the Mutual Fund. As per the existing SEBI (MF) Regulations and circulars issued thereunder, the AMC will not charge Investment Management and Advisory fee on the investment made by it in the Scheme or other existing Schemes of the Mutual Fund.

For details of existing mandatory investments by AMC in various schemes, visit - <https://www.hdfcfund.com/statutory-disclosure/mandatory-investment-amc>

Part III. OTHER DETAILS

A. COMPUTATION OF NAV

The Net Asset Value (NAV) per Unit of the Scheme will be computed by dividing the net assets of the Scheme by the number of Units outstanding under the Scheme on the valuation date. The AMC will value its investments according to the valuation norms, as specified in Schedule VIII of the SEBI (MF) Regulations, or such norms as may be specified by SEBI from time to time and as stipulated in the Valuation Policy and Procedures of the Fund, provided in SAI available on website.

In case of any conflict between the Principles of Fair Valuation and valuation guidelines specified by SEBI, the Principles of Fair Valuation shall prevail.

NAV of Units of under the Scheme shall be calculated as shown below:

$$\begin{array}{rcl}
 & \text{Market or Fair Value of the Scheme's Investments} & \\
 & + \text{Current Assets} & \\
 \text{NAV (Rs.)} & - \text{Current Liabilities and Provisions} & \\
 = & \text{-----} & \\
 \text{per Unit} & \text{No. of Units outstanding} & \\
 & \text{under each Scheme} &
 \end{array}$$

The NAV of the Scheme will be calculated and disclosed at the close of every Business Day.

The NAV of the Scheme will be calculated upto 4 decimals.

While determining the price of the units, the mutual fund shall ensure that the repurchase price of an open ended scheme is not lower than 97 per cent of the Net Asset Value.

Illustration for Computation of NAV:

NAV for the Scheme shall be calculated as shown below:

Particulars	Amount (In INR)
Assets	
Investments (at Market Value)	10,000
(Equity/Debt/Derivatives)	
Current Assets	
Interest receivable	1,000
Dividend Receivables	550
Trades Receivables	1,500
Total Assets (A)	13,050
Current Liabilities	
Trade Payables	1,500
Expense Payable	25

Dividend payable	25
Total Liabilities (B)	1,550
Net Assets (C) (A – B)	11,500
Units Outstanding (D)	1,000
NAV per unit (C/D)	₹ 11.50

METHODOLOGY FOR COMPUTATION OF SALE AND REPURCHASE PRICE

- **Ongoing Price for subscription (purchase)/ switch-in (from other schemes/ plans of the mutual fund) by investors. (This is the price you need to pay for purchase/ switch-in):**

The Sale Price for a valid purchase will be the Applicable NAV.

i.e. Sale Price = Applicable NAV

For a valid purchase request of Rs. 10,000 where the applicable NAV is Rs. 11.1234, the units allotted will be:

$$= \frac{10,000 \text{ (i.e. purchase amount)}}{11.1234 \text{ (i.e. applicable NAV)}}$$

$$= 899.006 \text{ units (rounded to three decimals)}$$

Charges/expenses, if any, borne by the investors have not been considered in the above illustration.

- **Ongoing Price for redemption (sale)/ switch-outs (to other schemes/plans of the mutual fund) by investors. (This is the price you will receive for redemptions/ switch-outs):**

The Repurchase Price for a valid repurchase will be the applicable NAV reduced by any exit load (say 1%). i.e. applicable NAV - (applicable NAV X applicable exit load).

For a valid repurchase request where the applicable NAV is Rs. 12.1234, the repurchase price will be:

$$= 12.1234 - (12.1234 \times 1.00\%)$$

$$= 12.1234 - 0.1212$$

$$= \text{Rs. } 12.0022$$

Therefore, for a repurchase of 899.006 units, the proceeds received by the investor will be -

$$= 899.006 \text{ (units)} \times 12.0022 \text{ (Repurchase price)}$$

$$= \text{Rs. } 10,790.02 \text{ (rounded to two decimals)}$$

Charges/expenses, if any, borne by the investors have not been considered in the above illustration.

While determining the price of the units, the mutual fund shall ensure that the repurchase price of an open ended scheme is not lower than 97 per cent of the Net Asset Value.

For other details such as policies with respect to computation of NAV, rounding off, investment in foreign securities, procedure in case of delay in disclosure of NAV etc. refer to SAI.

B. ANNUAL SCHEME RECURRING EXPENSES

These are the fees and expenses for operating the scheme. These expenses include Investment Management and Advisory Fee charged by the AMC, Registrar and Transfer Agents' fee, marketing and selling costs etc. as given in the table below:

The AMC has estimated that upto 1.00% of the daily net assets of the scheme will be charged to the scheme as expenses. For the actual current expenses being charged, the investor should refer to the website of the AMC www.hdfcfund.com.

Expense Head	% of daily net assets (estimated) (p.a.)
Investment Management and Advisory Fees ⁴	Upto 1.00%
Trustee Fees & Expenses ¹	
Audit Fees & Expenses	
Custodial Fees & Expenses	
Registrar & Transfer Agent Fees including cost of providing account statements / IDCW / redemption cheques/ warrants	
Marketing & Selling expenses including Agents Commission and Statutory Advertisements ²	
Cost related to Investor Communications	
Cost of fund transfer from location to location	
Cost towards investor education & awareness ³	
Brokerage & transaction cost on value of trades ⁵	
GST on expenses other than investment and advisory fees ⁴	
GST on brokerage and transaction cost ⁴	
Other Expenses such as listing fees etc. (as per Reg 52 of SEBI MF Regulations)	
Maximum total expense ratio (TER) permissible under Regulation 52 (6) (c)⁶	Upto 1.00%

Notes:

¹Trustee Fees and Expenses

In accordance with the Trust Deed constituting the Mutual Fund, the Trustee is entitled to receive, in addition to the reimbursement of all costs, charges and expenses, a quarterly fee computed at a rate not exceeding 0.10% per annum of the daily net assets of the Scheme(s) or a sum of Rs. 15,00,000 per annum, whichever is higher. However, the Trustee may charge any fee amount within the rate/amount as specified hereto. Such fee shall be paid to the Trustee within seven working days from the end of each quarter every year, namely, within 7 working days from June 30, September 30, December 31 and March 31 of each year. The Trustee may charge further expenses as permitted from time to time under the Trust Deed and SEBI (MF) Regulations.

²Marketing and Selling Expenses

The Scheme shall not incur any distribution expenses and no commission shall be paid by the Scheme.

³Investor Education and Awareness initiatives

As per clause 10.1.16 of Master Circular read with SEBI Circular No. SEBI/HO/IMD/PoD2/P/CIR/2024/183 dated December 31, 2024, the AMC shall set apart 5% of the total TER charged to the Scheme, subject to maximum 0.5 bps of AUM under the Scheme within the limits of total expenses prescribed under Regulation 52 of SEBI (MF) Regulations for investor education and awareness initiatives undertaken.

⁴**GST**

As per clause 10.3 of the Master Circular, GST shall be charged as follows:

1. GST on investment management and advisory fees shall be charged to the Scheme in addition to the maximum limit of TER as prescribed in Regulation 52 (6) of the SEBI (MF) Regulations.
2. GST on other than investment management and advisory fees, if any, shall be borne by the Scheme within the maximum limit of TER as prescribed in Regulation 52 (6) of the SEBI (MF) Regulations.
3. GST on exit load, if any, shall be paid out of the exit load proceeds and exit load net of GST, if any, shall be credited to the Scheme.
4. GST on brokerage and transaction cost paid for execution of trade, if any, shall be within the limit prescribed under Regulation 52 of the SEBI (MF) Regulations.

⁵Brokerage and transaction cost incurred for the purpose of execution of trade shall be charged to the schemes as provided under Regulation 52 (6A) (a) upto 12 bps and 5 bps for cash market transactions and derivatives transactions (if permitted under the scheme) respectively. Any payment towards brokerage and transaction costs, over and above the said 12 bps and 5 bps may be charged to the scheme within the maximum limit of Total Expense Ratio (TER) as prescribed under Regulation 52.

⁶There shall be no internal sub-limits within the expense ratio for expense heads mentioned under Regulation 52 (2) and (4) respectively.

The purpose of the above table is to assist the Investor in understanding the various costs and expenses that an Investor under the Scheme will bear directly or indirectly. The figures in the table above are estimates. The actual expenses that can be charged to the Scheme will be subject to limits prescribed from time to time under the SEBI (MF) Regulations.

The total expenses charged to the ETF Scheme shall not exceed one per cent (1.00%) of the daily net assets and such other limits as stated in Regulation 52(6).

All scheme related expenses including commission paid to distributors, if any, by whatever name it may be called and in whatever manner it may be paid, shall necessarily be paid from the scheme only within the regulatory limits and not from the books of AMC, its associate, sponsor, trustees or any other entity through any route in terms of SEBI circulars, subject to the clarifications provided by SEBI to AMFI vide letter dated February 21, 2019 as amended from time to time on implementation of clause 10.1.12 of Master Circular on Total Expense Ratio (TER) and performance disclosure for Mutual Fund.

The total expenses of the Scheme shall not exceed the limits stated in Regulation 52 of the SEBI (MF) Regulations and as permitted under SEBI Circulars issued from time to time. Any expenditure in excess of the SEBI regulatory limits shall be borne by the AMC or by the Trustee or the Sponsor.

The mutual fund would update the current expense ratios on the website (www.hdfcfund.com) at least three working days prior to the effective date of the change and update the TER under the Section titled "Statutory Disclosures" under sub-section titled "Total Expense Ratio of Mutual Fund Schemes".

Illustration: Impact of TER on Scheme's return:

Expense ratio, normally expressed as a percentage of Average Assets under Management, is calculated by dividing the permissible expenses under the Regulations by the average net assets.

To further illustrate the above, for the Scheme under reference, suppose an Investor invested Rs. 10,000/- (after deduction of stamp duty and other charges, if any), the impact of expenses charged will be as under:

Amount invested at the beginning of the year (Rs.)	10,000
Returns before expenses (Rs.)	1,500
Expenses	150
Returns after expenses at the end of the year (Rs.)	1350
Returns (in %)	13.5%

Note(s):

- The purpose of the above illustration is to purely explain the impact of expense ratio charged under the Scheme and should not be construed as providing any kind of investment advice or guarantee of returns on investments.
- It is assumed that the expenses charged are evenly distributed throughout the year.
- Any tax impact has not been considered in the above example, in view of the individual nature of the tax implications. Each investor is advised to seek appropriate advice.

C. LOAD STRUCTURE

Exit Load is an amount which is paid by the investor to redeem the units from the scheme. Load amounts are variable and are subject to change from time to time. For the current applicable structure, please refer to the website of the AMC (www.hdfcfund.com) or you may call at 1800 3010 6767/1800 419 7676 or your distributor.

Type of Load	Load chargeable (as % of NAV)
Exit Load	Not Applicable.

The AMC/ Trustee if it so deems fit in the interest of smooth and efficient functioning of the Mutual Fund reserves the right to introduce/modify the Load Structure depending upon the circumstances prevailing at that time subject to maximum limits as prescribed under the SEBI (MF) Regulations. While determining the price of the units, the mutual fund shall ensure that the repurchase price of an open ended scheme is not lower than 97 per cent of the Net Asset Value. Exit load (net of GST) charged, if any, shall be credited to the Scheme. The investor is requested to check the prevailing load structure of the Scheme before investing.

SECTION II

I. INTRODUCTION

A. DEFINITIONS/INTERPRETATION

Visit: <https://www.hdfcfund.com/statutory-disclosure/offer-document-disclosures>

B. RISK FACTORS

■ Scheme Specific Risk Factors:

The Scheme is subject to the specific risks that may adversely affect the Scheme's NAV, return and/or ability to meet its investment objective.

The specific risk factors related to the Scheme include, but are not limited to the following:

(i) Risk Factors associated with Exchange Traded Schemes:

a) Passive Investments:

- As the Scheme proposes to invest not less than 95% of the net assets in the securities of the Underlying Index in the same proportion, the Scheme will not be actively managed. The Scheme may be affected by a general decline in the Indian markets relating to its Underlying Index. The Scheme invests in the securities included in its Underlying Index regardless of their investment merit. The AMC does not attempt to individually select stocks or to take defensive positions in declining markets.
- Performance of the Underlying Index will have a direct bearing on the performance of the Scheme. In the event the Underlying Index, is dissolved or is withdrawn or is not published due to any reason whatsoever, the Trustee reserves the right to modify the Scheme so as to track a different and suitable index or to suspend tracking the Underlying Index till such time it is not published and appropriate intimation will be sent to the Unit holders of the Scheme. In such a case, the investment pattern will be modified suitably to match the composition of the securities that are included in the new index to be tracked and the Scheme will be subject to tracking error during the intervening period.
- BSE 500 Index (TRI) ("Underlying Index") represents top 500 companies wherein HDFC Asset Management Company Limited ("HDFC AMC") is one of the representative companies. As on September 30, 2025, the index weightage of HDFC AMC is 0.30%. The companies forming part of the Underlying Index need to satisfy the eligibility criteria as provided by the index provider. The overall index governance is independently managed by the index provider and HDFC AMC and/or its Sponsors/Trustee Company have no control or influence in any manner whatsoever in this regard. In other words, there is no scope for the Fund Manager of the Scheme for any exercise of discretion on whether to buy, hold or sell a security i.e. the discretion on the composition of any of the representative companies in the Underlying Index as exercised by the index provider would have to be obeyed and mapped in managing the portfolio of the Scheme.

Further, it is pertinent to note that there is no element of research recommendations involved before the execution of trades in the Scheme. The decision of the Fund Manager to execute trades including rebalancing required will be purely driven by the inflows and outflows in the Scheme and composition of the Underlying Index.

b) Tracking Error Risk/ Tracking Difference Risk:

The Fund Manager would not be able to invest the entire corpus exactly in the same proportion as in the Underlying Index due to certain factors such as the fees and expenses of the Scheme, corporate actions, cash balance, changes to the Underlying Index and regulatory policies which may affect AMC's ability to achieve close correlation with the Underlying Index of the Scheme. The Scheme's returns may therefore deviate from those of its Underlying Index. Tracking Error" is defined as the standard deviation of the difference in daily returns between the Scheme and the Underlying Index annualized over 1 year period. Tracking difference is the difference of returns between the Scheme and the index annualized over 1 year, 3 year, 5 year, 10 year and since the scheme inception period. Tracking Error may arise including but not limited to the following reasons.

- a. Expenditure incurred by the Scheme.
- b. The holding of a cash position and accrued income prior to distribution of income and payment of accrued expenses. The Scheme may not be invested at all times as it may keep a portion of the funds in cash to meet redemptions or for corporate actions.
- c. Securities trading may halt temporarily due to circuit filters.
- d. Corporate actions such as debenture or warrant conversion, rights, merger, change in constituents etc.
- e. Rounding off of quantity of shares in Underlying Index.
- f. Dividend received from underlying securities.
- g. Disinvestments by Scheme to meet redemptions, recurring expenses, etc.
- h. Execution of large buy/sell orders.
- i. Transaction cost (including taxes and insurance premium), recurring expenses and other expenses, such as but not limited to brokerage, custody, trustee and investment management fees.
- j. Realisation of Unit holders' funds.
- k. The Scheme may not be able to acquire or sell the desired number of securities due to conditions prevailing in the securities market, such as, but not restricted to: circuit filters in the securities, liquidity and volatility in security prices.
- l. The Index reflects the prices of securities at a point in time, which is the price at close of business day on BSE/National Stock Exchange of India Limited (NSE). The Scheme, however, may at times trade these securities at different points in time during the trading session and therefore the prices at which the Plan trade may not be identical to the closing price of each scrip on that day on the BSE/NSE. In addition, the Scheme may opt to trade the same securities on different exchanges due to price or liquidity factors, which may also result in traded prices being at variance, from BSE/NSE closing prices.
- m. In case of investments in derivatives like index futures, the risk reward would be the same as investments in portfolio of shares representing an index. However, there may be a cost attached to buying an index future. Further, there could be an element of settlement risk, which

could be different from the risk in settling physical shares and there is a risk attached to the liquidity and the depth of the index futures market as it is relatively new market.

It will be the endeavour of the fund manager to keep the tracking error as low as possible. Under normal circumstances, such tracking error is not expected to exceed 2% per annum for daily 12 month rolling return. However, in case of corporate action events like, Dividend received from underlying securities, rights issue from underlying securities or market events like circuit filters in the securities and market volatility during rebalancing of the portfolio following the rebalancing of the Underlying Index, etc. or in abnormal market circumstances, the tracking error may exceed the above limits. There can be no assurance or guarantee that the Scheme will achieve any particular level of tracking error relative to performance of the Index.

c) Stock Liquidity in the event of Circuit Filter

Liquidity of stocks which are available only in cash segment and not in F&O segment gets adversely impacted in the event of a circuit filter imposed by any of the stock exchanges. This would also impact the subscription and redemption of ETF units, directly done with the Fund and the same will be dealt with in the manner described below. Further, this may result in gain/loss to existing unit holders when finally the purchase/sale of that stock is executed. This would also create tracking error while comparing returns with benchmark.

Transaction type	Upper circuit	Lower circuit
Subscription	<p>The Scheme shall buy stocks <u>as per basket</u> wherever no circuit.</p> <p>In case of Circuit on any stock(s) in the basket, the Scheme shall:</p> <ol style="list-style-type: none"> 1. Hold cash for stock(s) on circuit at the latest available price on the stock exchange when the circuit was triggered 2. Buy the stock(s) immediately when circuit is open. <p>This may impact performance and result in tracking error.</p>	NA
Redemption	NA	<p>The Scheme shall sell stocks <u>as per basket</u> if no circuit.</p> <p>In case of circuit on Stock(s) in the basket, the Scheme shall:</p> <ol style="list-style-type: none"> 1. Pay from cash or cash equivalent or create cash to pay for stocks on circuit at the latest available price on the stock exchange when the circuit was triggered by selling other stocks which may impact performance and result in tracking error;

Transaction type	Upper circuit	Lower circuit
		2. Sell stock immediately when circuit is open and re-balance portfolio which may impact performance and result in tracking error.

d) Market Trading Risks:

i. Absence of Prior Active Market: Although the Scheme is listed on NSE and/or BSE, there can be no assurance that an active secondary market will develop or be maintained. Hence there could be a time when trading in the Units of the Scheme would be infrequent.

ii. Trading in Units may be halted: Trading in the units of the Scheme on NSE/BSE may be halted because of market conditions such as extraordinary market volatility and pursuant to stock exchange(s) and SEBI 'circuit filter' rules, etc or for reasons that in view of NSE/BSE or SEBI, trading in the units of the Scheme is not advisable.

There can be no assurance that the requirements of NSE/BSE necessary to maintain the listing of the units of the Scheme will continue to be met or will remain unchanged.

iii. Units of the Scheme may trade at prices other than NAV: The units of the Scheme may trade above or below their NAV. The NAV of the Scheme will fluctuate with changes in the market value of the Scheme's holdings. The trading prices of the units of the Scheme will fluctuate in accordance with changes in their NAV as well as market supply and demand for the units of the Scheme. However, given that units of the Scheme can be created and redeemed in creation units directly with the Fund, it is expected that large discounts or premiums to the NAV of units of the Scheme will not sustain due to arbitrage opportunity available.

iv. Regulatory Risk: Any changes in trading regulations by the Stock Exchange(s)/SEBI may affect the ability of market maker to arbitrage resulting into wider premium/discount to NAV.

e) Redemption Risk: Investors should note that even though the Scheme is an open ended Scheme, subscription/redemptions directly with the Fund would be limited to such investors who have the ability to subscribe/redeem the units of the Scheme in Creation Unit Size (except in certain exceptional circumstances mentioned in this SID). Generally, these lot sizes are larger as compared to normal funds. Thus, even though this Scheme is open ended, due to large lot size, very few investors can directly subscribe and redeem the units of the Scheme. However, investors wishing to subscribe/redeem units in other than Creation Unit Size can do so by buying/selling the same on NSE/BSE.

f) The units will be issued only in demat form through depositories. The records of the depository are final with respect to the number of units available to the credit of unit holder. Settlement of trades, repurchase of units by the Mutual Fund depends up on the confirmations to be received from depository (ies) on which the Mutual Fund has no control.

(ii) Risk factors associated with investing in equities and equity related instruments

- Equity shares and equity related instruments are volatile and prone to price fluctuations on a daily basis. Investments in equity shares and equity related instruments involve a degree of risk and investors should not invest in the Scheme unless they can afford to take the risks.

- Securities, which are not quoted on the stock exchanges, are inherently illiquid in nature and carry a larger amount of liquidity risk, in comparison to securities that are listed on the exchanges. Investment in such securities may lead to increase in the scheme portfolio risk.
- While securities that are listed on the stock exchange carry lower liquidity risk, the ability to sell these investments is limited by the overall trading volume on the stock exchanges and may lead to the Scheme incurring losses till the security is finally sold.
- Scheme's performance may differ from the benchmark index to the extent of the investments held in the debt segment, as per the investment pattern indicated under normal circumstances.

(iii) Risk factors associated with investing in Fixed Income Securities

- The Net Asset Value (NAV) of the Scheme, to the extent invested in Debt and Money Market instruments, will be affected by changes in the general level of interest rates. The NAV of the Scheme is expected to increase from a fall in interest rates while it would be adversely affected by an increase in the level of interest rates.
- Money market instruments, while fairly liquid, lack a well developed secondary market, which may restrict the selling ability of the Scheme and may lead to the Scheme incurring losses till the security is finally sold.
- Investments in money market instruments involve credit risk commensurate with short term rating of the issuers.
- Investment in Debt instruments are subject to varying degree of credit risk or default (i.e. the risk of an issuer's inability to meet interest or principal payments on its obligations) or any other issues, which may have their credit ratings downgraded. Changes in financial conditions of an issuer, changes in economic and political conditions in general, or changes in economic or and political conditions specific to an issuer, all of which are factors that may have an adverse impact on an issuer's credit quality and security values. This may increase the risk of the portfolio. The Investment Manager will endeavour to manage credit risk through in-house credit analysis.
- **Prepayment Risk:** Certain fixed income securities give an issuer the right to call back its securities before their maturity date, in periods of declining interest rates. The possibility of such prepayment may force the Scheme to reinvest the proceeds of such investments in securities offering lower yields, resulting in lower interest income for the Scheme.
- **Reinvestment Risk:** This risk refers to the interest rate levels at which cash flows received from the securities in the Scheme are reinvested. The additional income from reinvestment is the "interest on interest" component. The risk is that the rate at which interim cash flows can be reinvested may be lower than that originally assumed.
- **Settlement risk:** Different segments of Indian financial markets have different settlement periods and such periods may be extended significantly by unforeseen circumstances. Delays or other problems in settlement of transactions could result in temporary periods when the assets of the Scheme are uninvested and no return is earned thereon. The inability of the Scheme to make intended securities purchases, due to settlement problems, could cause the Scheme to miss certain investment opportunities. Similarly, the inability to sell securities held in the Scheme's portfolio, due to the absence of a well developed and liquid secondary market for debt securities, may result at times in potential losses to the Scheme in the event of a subsequent decline in the value of securities held in the Scheme's portfolio.
- Government securities where a fixed return is offered run price-risk like any other fixed income security. Generally, when interest rates rise, prices of fixed income securities fall and when interest rates drop, the prices increase. The extent of fall or rise in the prices is a function of the existing coupon, days to maturity and the increase or decrease in the level of interest rates. The new level of interest rate is determined by the rates at which government raises new money and/or the price levels at which the market is already dealing in existing securities. The price-risk is not unique to Government Securities. It exists for all fixed income securities. However, Government Securities are unique in the sense that their credit risk generally remains zero. Therefore, their prices are influenced only by movement in interest rates in the financial system.

- Different types of fixed income securities in which the Scheme would invest as given in the Scheme Information Document carry different levels and types of risk. Accordingly, the Scheme risk may increase or decrease depending upon its investment pattern. e.g. corporate bonds carry a higher level of risk than Government securities. Further even among corporate bonds, AAA rated bonds are comparatively less risky than AA rated bonds.
- The AMC may, considering the overall level of risk of the portfolio, invest in lower rated securities offering higher yields as well as zero coupon securities that offer attractive yields. This may increase the absolute level of risk of the portfolio.
- As zero coupon securities do not provide periodic interest payments to the holder of the security, these securities are more sensitive to changes in interest rates and are subject to issuer default risk. Therefore, the interest rate risk of zero coupon securities is higher. The AMC may choose to invest in zero coupon securities that offer attractive yields. This may increase the risk of the portfolio. Zero coupon or deep discount bonds are debt obligations that do not entitle the holder to any periodic payment of interest prior to maturity or a specified date when the securities begin paying current interest and therefore, are generally issued and traded at a discount to their face values. The discount depends on the time remaining until maturity or the date when securities begin paying current interest. It also varies depending on the prevailing interest rates, liquidity of the security and the perceived credit risk of the Issuer. The market prices of zero coupon securities are generally more volatile than the market prices of securities that pay interest periodically.

(iv) Risks associated with investment in unlisted securities

Except for any security of an associate or group company, the scheme can invest in securities which are not listed on a stock exchange ("unlisted Securities") which in general are subject to greater price fluctuations, less liquidity and greater risk than those which are traded in the open market.

(v) Risk factors associated with investment in Tri-Party Repo

The mutual fund is a member of securities segment and Triparty Repo trade settlement of the Clearing Corporation of India (CCIL). All transactions of the mutual fund in government securities and in Tri-party Repo trades are settled centrally through the infrastructure and settlement systems provided by CCIL; Thus, reducing the settlement and counterparty risks considerably for transactions in the said segments. The members are required to contribute an amount as communicated by CCIL from time to time to the default fund maintained by CCIL as a part of the default waterfall (a loss mitigating measure of CCIL in case of default by any member in settling transactions routed through CCIL).

As per the waterfall mechanism, after the defaulter's margins and the defaulter's contribution to the default fund have been appropriated, CCIL's contribution is used to meet the losses. Post utilization of CCIL's contribution if there is a residual loss, it is appropriated from the default fund contributions of the non-defaulting members. Thus, the scheme is subject to risk of the initial margin and default fund contribution being invoked in the event of failure of any settlement obligations. In addition, the fund contribution is allowed to be used to meet the residual loss in case of default by the other clearing member (the defaulting member).

CCIL shall maintain two separate Default Funds in respect of its Securities Segment, one with a view to meet losses arising out of any default by its members from outright and repo trades and the other for meeting losses arising out of any default by its members from Triparty Repo trades. The mutual fund is exposed to the extent of its contribution to the default fund of CCIL, in the event that the contribution of the mutual fund is called upon to absorb settlement/default losses of another member by CCIL, as a result the scheme may lose an amount equivalent to its contribution to the default fund.

(vi) Risk factors associated with investing in Derivatives

- The AMC, on behalf of the Scheme may use various derivative products, from time to time, in an attempt to protect the value of the portfolio and enhance Unit holders' interest. Derivative products are specialized instruments that require investment techniques and risk analysis different from those associated with stocks and bonds. The use of a derivative requires an understanding not only of the underlying instrument but of the derivative itself. Other risks include, the risk of mispricing or improper valuation and the inability of derivatives to correlate perfectly with underlying assets, rates and indices.
- Derivative products are leveraged instruments and can provide disproportionate gains as well as disproportionate losses to the investor. Execution of such strategies depends upon the ability of the fund manager to identify such opportunities. Identification and execution of the strategies to be pursued by the fund manager involve uncertainty and decision of fund manager may not always be profitable. No assurance can be given that the fund manager will be able to identify or execute such strategies.
- The risks associated with the use of derivatives are different from or possibly greater than, the risks associated with investing directly in securities and other traditional investments.
- **Credit Risk:**
The credit risk in derivative transaction is the risk that the counter party will default on its obligations and is generally low, as there is no exchange of principal amounts in a derivative transaction.
- **Market Risk:**
Market movements may adversely affect the pricing and settlement of derivatives.
- **Illiquidity risk:**
This is the risk that a derivative cannot be sold or purchased quickly enough at a fair price, due to lack of liquidity in the market.

(vii) Risk factors associated with Securities Lending

As with other modes of extensions of credit, there are risks inherent to securities lending, including the risk of failure of the other party, in this case the approved intermediary, to comply with the terms of the agreement entered into between the lender of securities i.e. the Scheme and the approved intermediary. Such failure can result in the possible loss of rights to the collateral put up by the borrower of the securities, the inability of the approved intermediary to return the securities deposited by the lender and the possible loss of any corporate benefits accruing to the lender from the securities deposited with the approved intermediary. The scheme may not be able to sell lent out securities, which can lead to temporary illiquidity & loss of opportunity.

(viii) General Risk factors

- Trading volumes, settlement periods and transfer procedures may restrict the liquidity of the investments made by the Scheme. Different segments of the Indian financial markets have different settlement periods and such periods may be extended significantly by unforeseen circumstances leading to delays in receipt of proceeds from sale of securities. The NAV of the Units of the Scheme can go up or down because of various factors that affect the capital markets in general.
- Performance of the Scheme may be affected by political, social, and economic developments, which may include changes in government policies, diplomatic conditions, and taxation policies.
- The Scheme at times may receive large number of redemption requests, leading to an asset-liability mismatch and therefore, requiring the investment manager to make a distress sale of the securities leading to realignment of the portfolio and consequently resulting in investment in lower yield instruments.

Disclaimer of Index

BSE 500 Index (TRI) (Total Return Index):

The BSE 500 Index (TRI) (**the "Index"**) is published by BSE Index Services Pvt. Ltd. ("**BISPL**") (formerly Asia Index Pvt. Ltd.), which is a wholly owned subsidiary of BSE Limited ("**BSE**"), and has been licensed for use by HDFC Asset Management Company Limited ("**Licensee**"). BSE® and SENSEX® are registered trademarks of BSE. The trademarks have been licensed to BISPL and have been sub licensed for use for certain purposes by Licensee. Licensee's HDFC BSE 500 ETF (**the "Product"**) is / are not sponsored, endorsed, sold or promoted by BISPL or BSE or any of its respective affiliates. None of BISPL or BSE makes any representation or warranty, express or implied, to the owners of the Product or any member of the public regarding the advisability of investing in securities generally or in the Product particularly or the ability of the Index to track general market performance. BISPL's and BSE's only relationship to Licensee with respect to the Index is the licensing of the Index and certain trademarks, service marks and / or trade names of BISPL, BSE and / or their licensors. The Index is determined, composed and calculated by BISPL or its agent without regard to Licensee or the Product. None of BISPL or BSE are responsible for and have not participated in the determination of the prices, and amount of the Product or the timing of the issuance or sale of the Product or in the determination or calculation of the equation by which the Product is to be converted into cash, surrendered or redeemed, as the case may be. BISPL and BSE have no obligation or liability in connection with the administration, marketing or trading of the Product. There is no assurance that investment products based on the Index will accurately track index performance or provide positive investment returns. BISPL and BSE are not investment advisors. Inclusion of a security within an index is not a recommendation by BISPL or BSE to buy, sell, or hold such security, nor is it considered to be investment advice.

BISPL, BSE AND THEIR THIRD PARTY LICENSORS DO NOT GUARANTEE THE ADEQUACY, ACCURACY, TIMELINESS AND/OR THE COMPLETENESS OF THE INDEX OR ANY DATA RELATED THERETO. BISPL, BSE AND THEIR THIRD PARTY LICENSORS SHALL NOT BE SUBJECT TO ANY DAMAGES OR LIABILITY FOR ANY ERRORS, OMISSIONS, OR DELAYS THEREIN. BISPL, BSE AND THEIR THIRD PARTY LICENSORS MAKE NO EXPRESS OR IMPLIED WARRANTIES, AND EXPRESSLY DISCLAIM ALL WARRANTIES, OF MERCHANTABILITY OR FITNESS FOR A PARTICULAR PURPOSE OR USE OR AS TO RESULTS TO BE OBTAINED BY LICENSEE, OWNERS OF THE PRODUCT, OR ANY OTHER PERSON OR ENTITY FROM THE USE OF THE INDEX OR WITH RESPECT TO ANY DATA RELATED THERETO. WITHOUT LIMITING ANY OF THE FOREGOING, IN NO EVENT WHATSOEVER SHALL BISPL, BSE OR THEIR THIRD PARTY LICENSORS BE LIABLE FOR ANY INDIRECT, SPECIAL, INCIDENTAL, PUNITIVE, OR CONSEQUENTIAL DAMAGES INCLUDING BUT NOT LIMITED TO, LOSS OF PROFITS, TRADING LOSSES, LOST TIME OR GOODWILL, EVEN IF THEY HAVE BEEN ADVISED OF THE POSSIBILITY OF SUCH DAMAGES, WHETHER IN CONTRACT, TORT, STRICT LIABILITY, OR OTHERWISE. THERE ARE NO THIRD PARTY BENEFICIARIES OF ANY AGREEMENTS OR ARRANGEMENTS BETWEEN BISPL AND LICENSEE, OTHER THAN THE LICENSORS OF BISPL (INCLUDING BSE).

C. RISK MITIGATION STRATEGIES

The Scheme aims to track the BSE 500 Index (TRI) before expenses. The index will be tracked on a regular basis and changes to the constituents or their weights, if any, will be replicated in the underlying portfolio with the purpose of minimizing tracking errors.

The Scheme being a passive investment carries lesser risk as compared to active fund management. The portfolio would follow the index and therefore the level of stock concentration in the portfolio and its volatility would be the same as that of the index, subject to tracking errors. Thus, there would be no additional element of volatility or stock concentration on account of fund

manager decisions. The fund manager would endeavour to keep cash levels at the minimal to control tracking errors.

The Risk Mitigation strategy revolves around reducing the tracking error to the least possible through regular rebalancing of the portfolio, taking into account the change in weights of stocks in the Underlying Index as well as the incremental inflows into/redemptions from the Scheme.

While these measures are expected to mitigate the above risks to a large extent, there can be no assurance that these risks would be completely eliminated.

II. INFORMATION ABOUT THE SCHEME:

A. WHERE WILL THE SCHEME INVEST?

The Scheme will invest in securities as mentioned below. The investments will be made as per the limits specified in the asset allocation table of the Scheme, subject to permissible limits laid under SEBI (MF) Regulations or any other applicable laws and guidelines.

● **Investment in equity and equity related instruments:**

- (i) The Scheme would invest in Securities which are constituents of the Underlying Index and endeavor to track the Underlying Index.
- (ii) Stock futures/index futures and such other permitted derivative instruments mainly for portfolio rebalancing.
- (iii) Further, due to corporate action in companies comprising the Underlying Index, the Scheme may be allocated/allotted securities which are not part of the Underlying Index. For example, the Scheme may invest in stocks not included in the relevant Underlying Index in order to reflect various corporate actions (such as mergers) and other changes in the relevant Underlying Index (such as reconstitutions, additions, deletions and these holdings will be in anticipation and in the direction of impending changes in the Underlying Index).

● **Debt securities:**

Debt issuances by various types of issuers such as Government of India, State and local Governments, Government Agencies and statutory bodies, Corporate Entities, Public / Private sector undertakings, Public / Private sector banks and development financial institutions, etc. Debt issuances may include but are not limited to:

1. Non-convertible debentures;
2. Bonds;
3. Secured premium notes;
4. Zero interest bonds;
5. Deep discount bonds;
6. Floating rate bond / notes;
7. Non-Convertible Preference Shares;
8. Any other permissible domestic fixed income security.

● **Money Market Instruments include:**

1. Commercial papers
2. Commercial bills
3. Treasury bills
4. Government securities having an unexpired maturity upto one year

5. Tri-party Repos/ Reverse Repos on Government securities or treasury bills (TREPS)
6. Certificate of deposit
7. Usance bills
8. Permitted securities under a repo / reverse repo agreement (other than Corporate Debt Securities).

Any other instruments as may be permitted by RBI / SEBI from time to time, subject to necessary regulatory approvals.

Investments in Debt and Money Market Instruments will be as per the limits specified in the asset allocation table as mentioned, subject to restrictions/limits laid under SEBI (MF) Regulations mentioned under section **‘WHAT ARE THE INVESTMENT RESTRICTIONS?’**.

Investments in debt will be made through primary or secondary market purchases, other public offers, placements and right offers (including renunciation). The securities could be listed, privately placed, secured/unsecured, rated.

- Where the monies are parked in short term deposits of Scheduled Commercial Banks pending deployment, the Scheme shall abide by the following guidelines as per clause 12.16 of the Master Circular:
 - 1) “Short Term” for parking of funds shall be treated as a period not exceeding 91 days.
 - 2) Such short-term deposits shall be held in the name of the Scheme.
 - 3) The Scheme shall not park more than 15% of the net assets in short term deposit(s) of all the scheduled commercial banks put together. However, such limit may be raised to 20% with prior approval of the Trustee.
 - 4) Parking of funds in short term deposits of associate and sponsor scheduled commercial banks together shall not exceed 20% of total deployment by the Mutual Fund in short term deposits.
 - 5) The Scheme shall not park more than 10% of the net assets in short term deposit(s), with any one scheduled commercial bank including its subsidiaries.
 - 6) The Scheme shall not park funds in short- term deposit of a bank, which has invested in the Scheme. Trustees/AMC shall also take steps to ensure that a bank in which the Scheme has short term deposit does not invest in the Scheme until the Scheme has short term deposit with such bank.
 - 7) No investment management and advisory fees will be charged for such investments in the Scheme.

The aforesaid limits shall not be applicable to term deposits placed as margins for trading in cash and derivatives market.

- The Scheme may engage in securities lending within the overall framework of Securities Lending Scheme, 1997 specified by SEBI and such other norms as may be specified by SEBI from time to time.
- The Scheme may invest in other schemes managed by the AMC or in the schemes of any other mutual funds, provided it is in conformity with the investment objectives of the Scheme and in terms of the prevailing SEBI (MF) Regulations. As per the SEBI (MF) Regulations, no investment management fees will be charged for such investments and the aggregate inter scheme investment made by all the

schemes of HDFC Mutual Fund or in the schemes of other mutual funds shall not exceed 5% of the net asset value of the HDFC Mutual Fund.

• Trading in Derivatives

1. The Scheme may take derivatives position based on the opportunities available subject to the guidelines provided by SEBI from time to time and in line with the overall investment objective of the Scheme.
2. The Scheme intends to use derivatives mainly for the purpose of portfolio rebalancing and in case of unavailability of underlying securities. Losses may arise as a result of using derivatives, but these are likely to be compensated by the gains on the underlying cash instruments held by the Scheme. The Scheme will not assume any leveraged exposure to derivatives.
3. The Scheme may take position in derivative instruments like Futures, Options, and such other derivative instruments as may be permitted by SEBI from time to time.
4. Exposure to equity derivatives of the index constituent stocks may be undertaken when equity shares are unavailable, insufficient or for rebalancing in case of corporate actions and the same will be subject to rebalancing. However, there may be a cost attached to buying futures/options.

For detailed derivative strategies, please refer to SAI. For exposure limits to derivatives, refer section **‘Where will the scheme invest’ under Section II, Part II, Clause A.**

• Exposure to Derivatives

The Scheme may take exposure to derivatives. For details, refer section **‘What are the investment strategies’ under Section I, Part II, Clause C**

Position Limits

The position limits for trading in derivatives by Mutual Funds specified by clause 12.25 of the Master Circular read with SEBI circular No. SEBI/HO/MRD/MRD-PoD-2/P/CIR/2024/140 dated October 15, 2024 and SEBI circular No. SEBI/HO/MRD/TPD-1/P/CIR/2025/79 dated May 29, 2025 are as follows:

i. Position limit for Mutual Funds in index options contracts

- a) The Mutual Fund position limit in all index options contracts at PAN level shall be as follows:
 - i. Net end of day FutEq OI limit for options to be ₹1,500 cr. and
 - ii. Gross end of day FutEq OI to be ₹10,000 cr. (i.e. neither gross long FutEq OI nor gross short FutEq OI shall exceed ₹10,000 cr.)

This limit would be applicable on open positions in all options contracts on a particular Underlying Index.

ii. Position limit for Mutual Funds in index futures contracts

- a) The Mutual Fund position limit in all index futures contracts on a particular Underlying Index shall be higher of 15% of futures OI for that index or ₹500 cr.
- b) This limit would be applicable on open positions in all futures contracts on a particular Underlying Index.
- c) The above stated position limits for index futures would be measured on gross notional basis. The position limits shall be computed on a gross basis at the level of MF and on a net basis at the level of schemes of MF.

Formulation of Open Interest (OI)

- i. OI in derivatives shall be measured at portfolio level by computing the net Delta adjusted open positions across futures and options for an underlying at a given point in time. Delta denotes sensitivity of price movement of derivative position with respect to that of the underlying.

Accordingly, long futures have a delta of +1 times notional. For options, delta will range between 0 and +1 times notional for long calls and between 0 and –1 times notional for long puts. In case of short options position, effective delta for short calls is negative and that of short put is positive.

- ii. Gross addition of such net Future Equivalent Open Interest (FutEq OI) across all the Unique Client Codes would form the FutEq OI for the Stock/Index derivatives.

iii. Position limit for Mutual Funds for stock based derivative contracts

The Mutual Fund position limit in a derivative contract on a particular underlying stock, i.e. stock option contracts and stock futures contracts will be as follows:

The combined futures and options position limit shall be 30% of the applicable Market Wide Position Limit (MWPL).

iv. Position limit for each Scheme of a Mutual Fund

The Scheme-wise position limit requirements shall be:

1. The gross open positions across all derivative contracts on a particular underlying stock should not exceed the higher of:
 - 1% of the free float market capitalization (in terms of number of shares).
 - or
 - 5% of the open interest in the derivative contracts on a particular underlying stock (in terms of number of contracts).
2. These position limits would be applicable on the combined position in all derivative contracts on an underlying stock at a Stock exchange.
3. For index based contracts, Mutual Funds shall disclose the total open interest held by its Scheme or all Schemes put together in a particular Underlying Index, if such open interest equals to or exceeds 15% of the open interest of all derivative contracts on that Underlying Index.

Exposure Limits:

The exposure limits for trading in derivatives by Mutual Funds specified by clause 12.25 of the Master Circular are as follows:

1. The cumulative gross exposure through equity, debt, derivative positions, other permitted securities/assets and such other securities/assets as may be permitted by SEBI from time to time shall not exceed 100% of the net assets of the scheme.
2. Mutual Funds shall not write options or purchase instruments with em-bedded written options except as permitted under SEBI circulars from time to time. Currently Mutual Fund schemes **(except Index Funds and ETFs)** may write call options only under a covered call strategy.
3. The total exposure related to option premium paid must not exceed 20% of the net assets of the scheme.
4. Cash or cash equivalents i.e. Government Securities, T-Bills and Repo on Government Securities with residual maturity of less than 91 days may be treated as not creating any exposure.
5. Definition of Exposure in case of Derivative Positions: Each position taken in derivatives shall have an associated exposure as defined under. Exposure is the maximum possible loss that may occur on a position. However, certain derivative positions may theoretically have unlimited possible loss. Exposure in derivative positions shall be computed as follows.
- 6.

Position	Exposure
Long Future	Futures Price * Lot Size * Number of Contracts
Short Future	Futures Price * Lot Size * Number of Contracts
Option Bought	Option Premium Paid * Lot Size * Number of Contracts

B. WHAT ARE THE INVESTMENT RESTRICTIONS?

As per the Regulations, the following investment restrictions are currently applicable to the Scheme:

- The Mutual Fund shall buy and sell securities on the basis of deliveries and shall in all cases of purchases, take delivery of relevant securities and in all cases of sale, deliver the securities.

Provided further that the Mutual Fund may enter into derivatives transactions in a recognized stock exchange, subject to the framework specified by SEBI.

Provided further that sale of government security already contracted for purchase shall be permitted in accordance with the guidelines issued by the Reserve Bank of India in this regard.

- The Mutual Funds having an aggregate of securities worth Rs.10 crore or more as on the latest balance-sheet date, shall subject to such instructions as may be issued from time to time by SEBI, settle their transactions only through dematerialised securities. The Mutual Fund shall enter into transactions relating to Government Securities only in dematerialised form.
- The mutual fund shall get the securities purchased or transferred in the name of the mutual fund on account of the Scheme, wherever investments are intended to be of long-term nature.
- Save as otherwise expressly provided under SEBI (MF) Regulations, the Mutual Fund shall not advance any loans for any purpose.
- The mutual fund shall not borrow except to meet temporary liquidity needs of the mutual funds for the purpose of repurchase, redemption of units or payment of interest or IDCW to the unitholders.

Provided that the mutual fund shall not borrow more than 20 per cent of the net asset of the scheme and the duration of such a borrowing shall not exceed a period of six months.

- As per SEBI (MF) Regulations, the mutual fund under all its Scheme(s) will not own more than 10% of any company's paid up capital carrying voting rights.

Provided that the Sponsor of the Fund, its associate or group company including the asset management company of the Fund, through the Scheme(s) of the Fund or otherwise, individually or collectively, directly or indirectly, shall not have 10% or more of the share- holding or voting rights in the asset management company or the trustee company of any other mutual fund.

Provided further that in the event of a merger, acquisition, scheme of arrangement or any other arrangement involving the sponsors of the mutual funds, shareholders of the asset management companies or trustee companies, their associates or group companies which results in the incidental acquisition of shares, voting rights or representation on the board of the asset management companies or trustee companies beyond the above specified limit, such exposure may be rebalanced within a period of one year of coming into force of such an arrangement.

- The Scheme shall only invest in equity shares or equity related instruments which are listed or to be listed.
- The Scheme shall not make any investment in:

- a) Any unlisted security of an associate or group company of the Sponsor; or
 - b) Any security issued by way of private placement by an associate or group company of the Sponsor; or
 - c) The listed securities of group companies of the Sponsors which is in excess of 25% of the net assets of the scheme, except for investments by equity oriented exchange traded funds (ETFs) and Index Funds and subject to such conditions as may be specified by SEBI;
 - d) any fund of funds Scheme.
- The cumulative gross exposure through all permissible investments viz. equity, debt and derivative positions should not exceed 100% of the net assets of the Scheme except to the extent of deployment of subscription cash flow.

The Scheme shall not invest more than 10% of its debt portfolio in debt instruments comprising money market instruments and non-money market instruments issued by a single issuer which are rated not below investment grade by a credit rating agency authorised to carry out such activity under the Act, subject to the below limits at rating level. Such investment limit may be extended to 12% of the debt portfolio of the scheme with the prior approval of the Board of Trustees and the Board of directors of the asset management company.

The Scheme shall not invest more than:

- a. 10% of its debt portfolio in debt and money market securities rated AAA; or
- b. 8% of its debt portfolio in debt and money market securities rated AA; or
- c. 6% of its debt portfolio in debt and money market securities rated A and below issued by a single issuer.

The above investment limits may be extended by up to 2% of the debt portfolio of the scheme with prior approval of the Board of Trustees and Board of Directors of the AMC, subject to overall limit of 12% of its debt portfolio of the Scheme for a single issuer.

Provided that such limit shall not be applicable for investments in Government Securities, treasury bills and Tri-party Repos on Government securities or treasury bills (TREPS).

Provided further that such limit shall not be applicable for investments in case of debt exchange traded funds or such other funds as may be specified by SEBI from time to time.

- As per SEBI Circular No. SEBI/HO/IMD/PoD2/P/CIR/2024/183 dated December 31, 2024, the Scheme shall not invest in unlisted debt instruments, bespoke or complex debt products, unrated debt and money market instruments (except G-Secs, T-Bills and other money market instruments).

Further, the Scheme shall comply with provisions of clauses 4.3.1 and 12.1 of Master Circular regarding investment in Debt and Money Market Instruments, as amended from time to time, to the extent applicable to the Scheme.

- The Scheme may invest in other scheme(s) under the same AMC or any other mutual fund without charging any fees, provided that aggregate inter scheme investment made by all Schemes under the same AMC or in Schemes under the management of any other asset management shall not exceed 5% of the net asset value of the Mutual Fund. Further, the Scheme shall not invest in any fund of funds scheme.

- The Scheme may invest in other scheme(s) under the same AMC or any other mutual fund without charging any fees, provided that aggregate inter scheme investment made by all Schemes under the same AMC or in Schemes under the management of any other asset management shall not exceed 5% of the net asset value of the Mutual Fund. Further, the Scheme shall not invest in any fund of funds scheme.
- Pending deployment of funds of the Scheme in securities in terms of the investment objectives of the Scheme, the Fund may invest the funds of the Scheme in short term deposits of scheduled commercial banks subject to the following guidelines as specified by SEBI.
- “Short Term” for parking of funds shall be treated as a period not exceeding 91 days.
- Short Term deposits shall be held in the name of the Scheme.
- Total investment of the Scheme in short term deposit(s) of all the Scheduled Commercial Banks put together shall not exceed 15% of the net assets. However, this limit can be raised upto 20% of the net assets with prior approval of the Board of Trustees.
- Investments in short term deposits of associate and sponsor scheduled commercial banks together shall not exceed 20% of total deployment by the Mutual Fund in short term deposits.
- The Scheme shall not invest more than 10% of the net assets in short term deposit(s) of any one scheduled commercial bank including its subsidiaries.
- The Scheme shall not invest in short term deposit of a bank which has invested in the Scheme. Trustees/AMC shall also take steps to ensure that a bank in which the Scheme has short term deposit does not invest in the Scheme until the Scheme has short term deposit with such bank.
- No investment management and advisory fees will be charged for such investments in the Scheme.
- The aforesaid limits shall not be applicable to term deposits placed as margins for trading in cash market.
- However, period for ‘pending deployment’ as stated above for the Scheme shall not exceed 7 days.

The AMC/Trustee may alter these above stated restrictions from time to time to the extent the SEBI (MF) Regulations change, so as to permit the Scheme to make its investments in the full spectrum of permitted investments for mutual funds to achieve its respective investment objective. The AMC/Trustee may from time to time alter these restrictions in conformity with the SEBI (MF) Regulations. Further, apart from the investment restrictions prescribed under SEBI (MF) Regulations, the Fund may follow any internal norms vis-à-vis restricting/limiting exposure to a particular scrip or sector, etc.

All investment restrictions shall be applicable at the time of making investment.

C. FUNDAMENTAL ATTRIBUTES

Following are the Fundamental Attributes of the Scheme, in terms of Clause 1.14 of Master Circular read with Regulation 18 (15A) of the SEBI (MF) Regulations:

(i) Type of a Scheme

- An open ended scheme replicating/tracking BSE 500 Index (TRI)
- Exchange Traded Fund

(ii) Investment objective

- **Main Objective** - Please refer to section 'Investment Objective' under **Section I, Part I – Highlights/Summary Of The Scheme**
- **Investment pattern** - Please refer to section 'How will the Scheme Allocate its Assets?' under **Section I, Part II, Clause A**

(iii) Terms of Issue

- Liquidity provisions such as listing, repurchase, redemption.** For further details, please refer to section "Other Scheme Specific Disclosures" under **Section II, Part II, Clause F**
- Aggregate Fees and expenses charged to the Scheme.** For further details, please refer to section "Annual Scheme Recurring Expenses" under **Section I, Part III, Clause B**
- Any safety net or guarantee provided.** This Scheme does not provide any guaranteed or assured return.

Changes in Fundamental Attributes:

In accordance with Regulation 18 (15A) and Regulation 25(26) of the SEBI (MF) Regulations, read with clause 1.14.1.4 and 17.10 of Master Circular, the Trustee and AMC shall ensure that no change in the fundamental attributes of the Scheme and the Plan(s)/Option(s) thereunder or the trust or fee and expenses payable or any other change which would modify the Scheme and Plan(s)/Option(s) thereunder affect the interest of Unit holders is carried out by the AMC unless:

- SEBI has reviewed and provided its comments on the proposal
- A written communication about the proposed change is sent to each Unit holder and an advertisement is given in one English daily newspaper having nationwide circulation as well as in a newspaper published in the language of the region where the Head Office of the Mutual Fund is situated; and
- The Unit holders are given an option for a period of atleast 30 calendar days to exit at the prevailing Net Asset Value without any exit Load.

D. INDEX METHODOLOGY

The Benchmark for the Scheme will be the BSE 500 Index (Total Returns Index).

The same has been chosen as the Scheme will predominantly invest in stocks which are constituents of BSE 500 Index. Thus, the composition of the aforesaid benchmark is such that it is most suited for comparing the performance of the Scheme.

In accordance with the investment objective and tracking error definition, the Scheme performance will be compared with the total returns of BSE 500 Index.

ABOUT THE INDEX

The index is designed to be a broad representation of the Indian capital market.

BSE 500 Calculation Methodology

Index constituents are weighted based on their float-adjusted market capitalization.

BSE 500

Eligible Universe. The index is derived from the constituents of the BSE 1000~.The inclusion of DVRs in the index will result in more than 500 stocks in the index. However, the number of companies in the index remains fixed at 500.

~For information on the BSE 1000, please refer to the BSE 1000 Indices Methodology available at www.bseindia.com.

Index Construction. The following company data points are calculated for each eligible company:

1. Average daily total market capitalization
2. Average daily free-float market capitalization
3. Annualized traded value
4. Trading frequency

These are calculated based on an observation period defined as the prior six-month period, as of the rebalancing reference date. If a stock's listing history is less than six months, as of the rebalancing reference date, all data used in the eligible universe screening and index construction process are from the listing date.

Where a company has multiple share classes, the eligible share classes are combined to measure the company's data point 1. Data points 2-3 are measured independently for each of the eligible share classes.

Annualized traded value is calculated by taking the median of the monthly medians of the daily traded values over the observation period. The annualization is calculated using 250 trading days in a year.

Constituents are selected for index inclusion as follows:

1. At each semi-annual rebalancing, eligible companies must satisfy all of the following in order to be considered for index inclusion.
 - a. Stocks must rank in the top 750 in the eligible universe based on annualized traded value.
 - b. Stocks must rank in the top 750 in the eligible universe based on 6 months average free float market capitalization. The index aims to have a company count of 500 at each rebalancing. If a shortfall occurs, point b would be relaxed in increments of 100 until a target count of eligible universe is reached.
 - c. Stocks must have traded for at least 80% of the trading days at BSE during the six-month reference period.
2. Companies satisfying the criteria in step 1 are then ranked based on average daily total market capitalization. The top 400 companies are selected for index inclusion. Existing constituents ranked 401-600 are selected in order of highest rank until the target constituent count of 500 companies is reached. If after this step the target constituent count is not achieved, then non-constituents are added in order of highest rank until the target constituent count is reached.

Constituent Weightings. Index constituents are weighted based on their float-adjusted market capitalization.

Rebalancing. Rebalancing frequency is semi-annual, with effective date being Monday following the third Friday of June and December and Reference date being Last trading day of April and October.

Portfolio Concentration Norms for Equity ETFs and Index Funds as per SEBI guidelines

In accordance with clause 3.4 of Master Circular, the Index shall comply with the following portfolio concentration norms:

- (a) The Index shall have a minimum of 10 stocks as its constituents.
- (b) No single stock shall have more than 25% weight in the Index.
- (c) The weightage of the top three constituents of the Index, cumulatively shall not be more than 65% of the Index.
- (d) The individual constituent of the Index shall have a trading frequency greater than or equal to 80% and an average impact cost of 1% or less over previous six months.

The Scheme shall monitor compliance with the aforesaid norms by the Index at the end of every calendar quarter.

Further, the updated constituents of the Index will be made available on the website of the Fund.

Constituents Details as on September 30, 2025:

Sr. No	Security Name	Weightage	Impact cost
1	HDFC BANK LTD.	7.65%	0.01%
2	ICICI BANK LTD.	5.11%	0.01%
3	RELIANCE INDUSTRIES LTD.	4.90%	0.01%
4	INFOSYS LTD.	2.73%	0.01%
5	BHARTI AIRTEL LTD.	2.73%	0.01%
6	LARSEN & TOUBRO LTD.	2.27%	0.02%
7	ITC LTD.	2.06%	0.02%
8	STATE BANK OF INDIA	1.92%	0.01%
9	AXIS BANK LTD.	1.71%	0.02%
10	MAHINDRA & MAHINDRA LTD.	1.61%	0.01%
11	KOTAK MAHINDRA BANK LTD.	1.56%	0.01%
12	TATA CONSULTANCY SERVICES LTD.	1.55%	0.01%

Sr. No	Security Name	Weightage	Impact cost
13	BAJAJ FINANCE LIMITED	1.38%	0.01%
14	Eternal Limited	1.20%	0.02%
15	HINDUSTAN UNILEVER LTD.	1.19%	0.02%
16	MARUTI SUZUKI INDIA LTD.	1.12%	0.02%
17	SUN PHARMACEUTICAL INDUSTRIES	0.89%	0.02%
18	NTPC LTD.	0.86%	0.02%
19	HCL TECHNOLOGIES LTD.	0.78%	0.02%
20	BHARAT ELECTRONICS LTD.	0.77%	0.02%
21	TATA MOTORS LTD.	0.76%	0.01%
22	ULTRATECH CEMENT LTD.	0.76%	0.02%
23	TATA STEEL LTD.	0.74%	0.02%
24	TITAN COMPANY LIMITED	0.73%	0.02%
25	POWER GRID CORPORATION OF INDIA	0.68%	0.03%
26	InterGlobe Aviation Limited	0.64%	0.02%
27	BAJAJ FINSERV LTD.	0.61%	0.02%
28	HINDALCO INDUSTRIES LTD.	0.58%	0.02%
29	JSW STEEL LTD.	0.56%	0.03%
30	GRASIM INDUSTRIES LTD.	0.56%	0.02%
31	ASIAN PAINTS LTD.	0.56%	0.01%
32	TRENT LTD.	0.55%	0.02%
33	ADANI PORTS AND SPECIAL ECONOMIC ZONE TRUST	0.55%	0.02%
34	EICHER MOTORS LTD.	0.51%	0.01%

Sr. No	Security Name	Weightage	Impact cost
35	BAJAJ AUTO LTD.	0.51%	0.02%
36	OIL AND NATURAL GAS CORPORATIO	0.50%	0.02%
37	Jio Financial Services Limited	0.50%	0.02%
38	TECH MAHINDRA LTD.	0.47%	0.03%
39	COAL INDIA LTD.	0.47%	0.02%
40	Hindustan Aeronautics Limited	0.47%	0.02%
41	Shriram Finance Limited	0.46%	0.02%
42	CIPLA LTD.	0.44%	0.02%
43	NESTLE INDIA LTD.	0.44%	0.03%
44	Max Healthcare Institute Limit	0.44%	0.03%
45	SBI Life Insurance Company Lim	0.43%	0.03%
46	HDFC LIFE INSURANCE COMPANY LI	0.43%	0.02%
47	VEDANTA LIMITED	0.42%	0.02%
48	TVS MOTOR COMPANY LTD.	0.42%	0.02%
49	DR.REDDYS LABORATORIES LTD.	0.40%	0.02%
50	APOLLO HOSPITALS ENTERPRISE LT	0.40%	0.01%
51	TATA CONSUMER PRODUCTS LIMITED	0.39%	0.02%
52	HERO MOTOCORP LTD.	0.38%	0.02%
53	BRITANNIA INDUSTRIES LTD.	0.38%	0.02%
54	DIVIS LABORATORIES LTD.	0.38%	0.03%
55	WIPRO LTD.	0.36%	0.02%

Sr. No	Security Name	Weightage	Impact cost
56	CHOLAMANDALAM INVESTMENT AND F	0.36%	0.02%
57	Avenue Supermarts Limited	0.36%	0.03%
58	Dixon Technologies (India) Lim	0.36%	0.02%
59	BHARAT PETROLEUM CORPORATION L	0.35%	0.02%
60	ADANI ENTERPRISES LTD.	0.35%	0.02%
61	SUZLON ENERGY LTD.	0.35%	0.02%
62	TATA POWER CO.LTD.	0.34%	0.02%
63	INDIAN HOTELS CO.LTD.	0.34%	0.02%
64	POWER FINANCE CORPORATION LTD.	0.32%	0.03%
65	Varun Beverages Limited	0.32%	0.03%
66	ADANI POWER LTD.	0.30%	0.03%
67	HDFC ASSET MANAGEMENT COMPANY LTD.	0.30%	0.02%
68	PB Fintech Limited	0.30%	0.03%
69	INDIAN OIL CORPORATION LTD.	0.29%	0.02%
70	CUMMINS INDIA LTD.	0.28%	0.02%
71	BAJAJ HOLDINGS & INVESTMENT LT	0.28%	0.04%
72	COFORGE LIMITED	0.28%	0.03%
73	CG Power and Industrial Soluti	0.27%	0.03%
74	INFO EDGE (INDIA) LTD.	0.27%	0.04%
75	FORTIS HEALTHCARE LTD.	0.27%	0.03%
76	PERSISTENT SYSTEMS LTD.	0.27%	0.03%
77	BANK OF BARODA	0.26%	0.02%

Sr. No	Security Name	Weightage	Impact cost
78	INDUSIND BANK LTD.	0.26%	0.02%
79	LUPIN LTD.	0.25%	0.02%
80	FEDERAL BANK LTD.	0.25%	0.02%
81	Samvardhana Motherson Internat	0.25%	0.03%
82	GAIL (INDIA) LTD.	0.25%	0.02%
83	GODREJ CONSUMER PRODUCTS LTD.	0.25%	0.03%
84	LTIMindtree Limited	0.25%	0.03%
85	PIDILITE INDUSTRIES LTD.	0.24%	0.02%
86	DLF LTD.	0.24%	0.03%
87	REC LIMITED	0.24%	0.02%
88	INDUS TOWERS LIMITED	0.24%	0.04%
89	IDFC FIRST BANK LIMITED	0.24%	0.03%
90	ICICI Lombard General Insuranc	0.24%	0.04%
91	HINDUSTAN PETROLEUM CORPORATIO	0.23%	0.02%
92	Max Financial Services Limited	0.22%	0.03%
93	ASHOK LEYLAND LTD.	0.22%	0.02%
94	SRF LTD.	0.22%	0.03%
95	CANARA BANK	0.22%	0.03%
96	YES BANK LTD.	0.22%	0.04%
97	AU Small Finance Bank Limited	0.22%	0.04%
98	One 97 Communications Limited	0.22%	0.03%

Sr. No	Security Name	Weightage	Impact cost
99	SHREE CEMENT LTD.	0.21%	0.03%
100	JINDAL STEEL LIMITED	0.21%	0.03%
101	PUNJAB NATIONAL BANK	0.21%	0.03%
102	MULTI COMMODITY EXCHANGE OF IN	0.21%	0.03%
103	TORRENT PHARMACEUTICALS LTD.	0.20%	0.03%
104	HAVELLS INDIA LTD.	0.20%	0.03%
105	MARICO LTD.	0.20%	0.02%
106	UNITED SPIRITS LTD.	0.20%	0.03%
107	AMBUJA CEMENTS LTD.	0.19%	0.03%
108	UPL LIMITED	0.19%	0.03%
109	Polycab India Limited	0.19%	0.02%
110	HYUNDAI MOTOR INDIA LIMITED	0.19%	0.04%
111	SWIGGY LIMITED	0.19%	0.03%
112	MUTHOOT FINANCE LTD.	0.18%	0.04%
113	BHARAT FORGE LTD.	0.17%	0.03%
114	BOSCH LTD.	0.17%	0.03%
115	SOLAR INDUSTRIES INDIA LTD.	0.17%	0.03%
116	GMR Airports Limited	0.17%	0.03%
117	Laurus Labs Limited	0.17%	0.04%
118	Tube Investments of India Ltd	0.17%	0.03%
119	Lodha Developers Limited	0.17%	0.03%
120	FSN E-Commerce Ventures Limite	0.17%	0.03%

Sr. No	Security Name	Weightage	Impact cost
121	Waaree Energies Limited	0.17%	0.03%
122	Vishal Mega Mart Limited	0.17%	0.04%
123	BHARAT HEAVY ELECTRICALS LTD.	0.16%	0.03%
124	MRF LTD.	0.16%	0.03%
125	VOLTAS LTD.	0.16%	0.03%
126	AUROBINDO PHARMA LTD.	0.16%	0.03%
127	MPHASIS LTD.	0.16%	0.03%
128	GODREJ PROPERTIES LTD	0.16%	0.04%
129	APL APOLLO TUBES LTD.	0.16%	0.04%
130	Adani Energy Solutions Limited	0.16%	0.04%
131	Alkem Laboratories Limited	0.16%	0.04%
132	Adani Green Energy Limited	0.16%	0.02%
133	Siemens Energy India Limited	0.16%	0.05%
134	ABB INDIA LIMITED	0.15%	0.02%
135	DABUR INDIA LTD.	0.15%	0.02%
136	SIEMENS LTD.	0.15%	0.03%
137	COLGATE-PALMOLIVE (INDIA) LTD.	0.15%	0.03%
138	THE PHOENIX MILLS LTD	0.15%	0.04%
139	SUPREME INDUSTRIES LTD.	0.15%	0.03%
140	P.I.INDUSTRIES LTD.	0.15%	0.04%
141	GLENMARK PHARMACEUTICALS LTD.	0.15%	0.04%

Sr. No	Security Name	Weightage	Impact cost
142	JSW ENERGY LTD	0.15%	0.03%
143	COROMANDEL INTERNATIONAL LTD.	0.14%	0.03%
144	NMDC LTD.	0.14%	0.03%
145	UNION BANK OF INDIA	0.14%	0.03%
146	J.K.CEMENT LTD.	0.14%	0.05%
147	INDIAN BANK	0.14%	0.04%
148	NHPC LTD.	0.14%	0.03%
149	SBI CARDS AND PAYMENT SERVICES	0.14%	0.04%
150	Mankind Pharma Limited	0.14%	0.04%
151	BLUE STAR LTD.	0.13%	0.03%
152	KEI INDUSTRIES LTD.	0.13%	0.04%
153	Zydus Lifesciences Limited	0.13%	0.03%
154	JINDAL STAINLESS LTD.	0.13%	0.05%
155	PAGE INDUSTRIES LTD.	0.13%	0.03%
156	JUBILANT FOODWORKS LTD	0.13%	0.04%
157	PRESTIGE ESTATES PROJECTS LTD.	0.13%	0.05%
158	360 ONE WAM LIMITED	0.13%	0.05%
159	Delhivery Limited	0.13%	0.04%
160	RADICO KHAITAN LTD.	0.12%	0.05%
161	UNO Minda Limited	0.12%	0.04%
162	TORRENT POWER LTD.	0.12%	0.05%
163	VODAFONE IDEA LIMITED	0.12%	0.08%

Sr. No	Security Name	Weightage	Impact cost
164	OIL INDIA LTD.	0.12%	0.04%
165	ICICI Prudential Life Insuranc	0.12%	0.04%
166	Aditya Birla Capital Ltd	0.12%	0.04%
167	HITACHI ENERGY INDIA LIMITED	0.12%	0.04%
168	Indian Railway Finance Corpora	0.12%	0.03%
169	KAYNES TECHNOLOGY INDIA LIMITE	0.12%	0.03%
170	HINDUSTAN ZINC LTD.	0.11%	0.03%
171	PETRONET LNG LTD.	0.11%	0.03%
172	BIOCON LTD.	0.11%	0.04%
173	L&T Finance Limited	0.11%	0.04%
174	Indian Railway Catering and To	0.11%	0.03%
175	Mazagon Dock Shipbuilders Limi	0.11%	0.02%
176	STEEL AUTHORITY OF INDIA LTD.	0.10%	0.02%
177	Patanjali Foods Limited	0.10%	0.03%
178	TATA ELXSI LTD.	0.10%	0.03%
179	TATA COMMUNICATIONS LTD.	0.10%	0.04%
180	BALKRISHNA INDUSTRIES LTD.	0.10%	0.03%
181	CHOLAMANDALAM FINANCIAL HOLDIN	0.10%	0.06%
182	IPCA LABORATORIES LTD.	0.10%	0.06%
183	CONTAINER CORPORATION OF INDIA	0.10%	0.03%
184	NATIONAL ALUMINIUM CO.LTD.	0.10%	0.03%

Sr. No	Security Name	Weightage	Impact cost
185	ORACLE FINANCIAL SERVICES SOFT	0.10%	0.03%
186	MAHINDRA & MAHINDRA FINANCIAL	0.10%	0.04%
187	OBEROI REALTY LTD.	0.10%	0.04%
188	Crompton Greaves Consumer Elec	0.10%	0.04%
189	Rail Vikas Nigam Limited	0.10%	0.03%
190	KPIT Technologies Ltd	0.10%	0.03%
191	Computer Age Management Servic	0.10%	0.02%
192	Sona BLW Precision Forgings Li	0.10%	0.04%
193	EXIDE INDUSTRIES LTD.	0.09%	0.03%
194	LIC HOUSING FINANCE LTD.	0.09%	0.02%
195	Schaeffler India Limited	0.09%	0.05%
196	LLOYDS METALS AND ENERGY LTD.	0.09%	0.06%
197	NAVIN FLUORINE INTERNATIONAL L	0.09%	0.05%
198	Redington Limited	0.09%	0.05%
199	ASTRAL LIMITED	0.09%	0.03%
200	RBL Bank Limited	0.09%	0.04%
201	PNB Housing Finance Limited	0.09%	0.04%
202	Amber Enterprises India Limite	0.09%	0.03%
203	ADANI TOTAL GAS LIMITED	0.09%	0.04%
204	DALMIA BHARAT LIMITED	0.09%	0.04%
205	Kalyan Jewellers India Limited	0.09%	0.03%
206	Krishna Institute of Medical S	0.09%	0.05%

Sr. No	Security Name	Weightage	Impact cost
207	LIFE INSURANCE CORPORATION OF	0.09%	0.03%
208	ABBOTT INDIA LTD.	0.08%	0.07%
209	TATA CHEMICALS LTD.	0.08%	0.03%
210	APOLLO TYRES LTD.	0.08%	0.03%
211	BERGER PAINTS INDIA LTD.	0.08%	0.04%
212	KALPATARU PROJECTS INTERNATION	0.08%	0.05%
213	POONAWALLA FINCORP LIMITED	0.08%	0.04%
214	Manappuram Finance Ltd	0.08%	0.04%
215	BANK OF INDIA	0.08%	0.03%
216	CITY UNION BANK LTD.	0.08%	0.05%
217	INDRAPRASTHA GAS LTD.	0.08%	0.04%
218	Cochin Shipyard Limited	0.08%	0.03%
219	NIPPON LIFE INDIA ASSET MANAGE	0.08%	0.04%
220	Gujarat Fluorochemicals Limite	0.08%	0.06%
221	Gland Pharma Limited	0.08%	0.05%
222	GODFREY PHILLIPS INDIA LTD.	0.07%	0.07%
223	THE RAMCO CEMENTS LIMITED	0.07%	0.04%
224	PROCTER & GAMBLE HYGIENE & HEA	0.07%	0.06%
225	TATA INVESTMENT CORPORATION LT	0.07%	0.05%
226	DEEPAK NITRITE LTD.	0.07%	0.05%
227	J.B.CHEMICALS & PHARMACEUTICAL	0.07%	0.05%

Sr. No	Security Name	Weightage	Impact cost
228	Linde India Limited	0.07%	0.05%
229	NEULAND LABORATORIES LTD.	0.07%	0.05%
230	APAR INDUSTRIES LTD.	0.07%	0.05%
231	WOCKHARDT LTD.	0.07%	0.07%
232	UNITED BREWERIES LTD.	0.07%	0.05%
233	MOTILAL OSWAL FINANCIAL SERVIC	0.07%	0.04%
234	BRIGADE ENTERPRISES LTD.	0.07%	0.06%
235	Sammaan Capital Limited	0.07%	0.05%
236	Inox Wind Limited	0.07%	0.04%
237	Authum Investment & Infrastruc	0.07%	0.07%
238	Aster DM Healthcare Limited	0.07%	0.04%
239	Bharat Dynamics Limited	0.07%	0.03%
240	Bandhan Bank Limited	0.07%	0.03%
241	AFFLE 3I LIMITED	0.07%	0.05%
242	ANGEL ONE LIMITED	0.07%	0.03%
243	KFin Technologies Limited	0.07%	0.04%
244	Bharti Hexacom Limited	0.07%	0.06%
245	Amara Raja Energy & Mobility L	0.06%	0.04%
246	CRISIL LTD.	0.06%	0.05%
247	E.I.D.-PARRY (INDIA) LTD.	0.06%	0.05%
248	SUNDRAM FASTENERS LTD.	0.06%	0.08%
249	ACC LTD.	0.06%	0.03%

Sr. No	Security Name	Weightage	Impact cost
250	THERMAX LTD.	0.06%	0.05%
251	SKF INDIA LTD.	0.06%	0.05%
252	Escorts Kubota Limited	0.06%	0.04%
253	GLAXOSMITHKLINE PHARMACEUTICAL	0.06%	0.04%
254	CARBORUNDUM UNIVERSAL LTD.	0.06%	0.06%
255	HINDUSTAN COPPER LTD.	0.06%	0.05%
256	ELGI EQUIPMENTS LTD.	0.06%	0.05%
257	TIMKEN INDIA LTD.	0.06%	0.06%
258	EMAMI LTD.	0.06%	0.06%
259	WELSPUN CORP LIMITED	0.06%	0.05%
260	AIA ENGINEERING LTD.	0.06%	0.07%
261	KEC INTERNATIONAL LTD.	0.06%	0.04%
262	K.P.R.MILL LIMITED	0.06%	0.06%
263	NBCC (India) Limited	0.06%	0.04%
264	Syngene International Limited	0.06%	0.04%
265	Dr. Lal Pathlabs Limited	0.06%	0.05%
266	Narayana Hrudayalaya Limited	0.06%	0.05%
267	L&T Technology Services Limite	0.06%	0.05%
268	Housing &Urban Development Cor	0.06%	0.04%
269	Indian Energy Exchange Limited	0.06%	0.04%
270	General Insurance Corporation	0.06%	0.04%

Sr. No	Security Name	Weightage	Impact cost
271	Cohance Lifesciences Limited	0.06%	0.08%
272	Anand Rathi Wealth Limited	0.06%	0.06%
273	Motherson Sumi Wiring India Li	0.06%	0.05%
274	PIRAMAL PHARMA LIMITED	0.06%	0.04%
275	Global Health Limited	0.06%	0.06%
276	Indian Renewable Energy Develo	0.06%	0.04%
277	Tata Technologies Limited	0.06%	0.03%
278	Premier Energies Limited	0.06%	0.05%
279	AEGIS LOGISTICS LTD.	0.05%	0.04%
280	ATUL LTD.	0.05%	0.04%
281	ADITYA BIRLA REAL ESTATE LIMIT	0.05%	0.06%
282	CESC LTD.	0.05%	0.04%
283	Himadri Speciality Chemical Lt	0.05%	0.05%
284	KAJARIA CERAMICS LTD.	0.05%	0.04%
285	LMW Limited	0.05%	0.09%
286	MAHARASHTRA SCOOTERS LTD.	0.05%	0.07%
287	GREAT EASTERN SHIPPING CO.LTD.	0.05%	0.05%
288	DEEPAK FERTILISERS & PETROCHEM	0.05%	0.04%
289	CASTROL INDIA LTD.	0.05%	0.03%
290	ZENSAR TECHNOLOGIES LTD.	0.05%	0.04%
291	ZEE ENTERTAINMENT ENTERPRISES	0.05%	0.03%
292	NLC India Limited	0.05%	0.05%

Sr. No	Security Name	Weightage	Impact cost
293	ASAHI INDIA GLASS LTD.	0.05%	0.07%
294	ANANT RAJ LIMITED	0.05%	0.05%
295	HBL ENGINEERING LIMITED	0.05%	0.05%
296	JUBILANT PHARMOVA LIMITED	0.05%	0.06%
297	CYIENT LIMITED	0.05%	0.04%
298	AJANTA PHARMA LTD.	0.05%	0.06%
299	BANK OF MAHARASHTRA	0.05%	0.04%
300	IIFL FINANCE LIMITED	0.05%	0.05%
301	GUJARAT STATE PETRONET LTD.	0.05%	0.07%
302	FIRSTSOURCE SOLUTIONS LTD.	0.05%	0.05%
303	ECLERX SERVICES LTD.	0.05%	0.07%
304	ZF Commercial Vehicle Control	0.05%	0.08%
305	INTELLECT DESIGN ARENA LIMITED	0.05%	0.05%
306	PTC Industries Ltd.	0.05%	0.13%
307	Endurance Technologies Limited	0.05%	0.06%
308	Home First Finance Company Ind	0.05%	0.05%
309	Aptus Value Housing Finance In	0.05%	0.05%
310	Star Health and Allied Insuran	0.05%	0.05%
311	AWL AGRI BUSINESS LIMITED	0.05%	0.04%
312	Five-Star Business Finance Ltd	0.05%	0.06%
313	Nuvama Wealth Management Limit	0.05%	0.05%

Sr. No	Security Name	Weightage	Impact cost
314	JSW Infrastructure Limited	0.05%	0.05%
315	Go Digit General Insurance Lim	0.05%	0.07%
316	Bajaj Housing Finance Limited	0.05%	0.04%
317	NTPC GREEN ENERGY LIMITED	0.05%	0.04%
318	Sai Life Sciences Limited	0.05%	0.06%
319	BATA INDIA LTD.	0.04%	0.05%
320	BEML LTD.	0.04%	0.03%
321	CHAMBAL FERTILISERS & CHEMICAL	0.04%	0.03%
322	HFCL LIMITED	0.04%	0.04%
323	WHIRLPOOL OF INDIA LTD.	0.04%	0.06%
324	NCC LIMITED	0.04%	0.03%
325	PFIZER LTD.	0.04%	0.05%
326	EIH LTD.	0.04%	0.06%
327	CEAT LTD.	0.04%	0.05%
328	GRINDWELL NORTON LTD.	0.04%	0.1%
329	GILLETTE INDIA LTD.	0.04%	0.05%
330	USHA MARTIN LTD.	0.04%	0.06%
331	HONEYWELL AUTOMATION INDIA LTD	0.04%	0.06%
332	3M INDIA LTD.	0.04%	0.06%
333	AARTI INDUSTRIES LTD.	0.04%	0.03%
334	NATCO PHARMA LTD.	0.04%	0.04%
335	CAPRI GLOBAL CAPITAL LIMITED	0.04%	0.06%

Sr. No	Security Name	Weightage	Impact cost
336	POLY MEDICURE LTD.	0.04%	0.07%
337	SONATA SOFTWARE LTD.	0.04%	0.05%
338	GRANULES INDIA LTD.	0.04%	0.05%
339	PVR INOX LIMITED	0.04%	0.05%
340	SOBHA	0.04%	0.06%
341	IRB INFRASTRUCTURE DEVELOPERS	0.04%	0.05%
342	V-GUARD INDUSTRIES LTD.	0.04%	0.07%
343	TITAGARH RAIL SYSTEMS LIMITED	0.04%	0.03%
344	KIRLOSKAR OIL ENGINES LTD.	0.04%	0.06%
345	PG ELECTROPLAST LTD.	0.04%	0.04%
346	Gujarat Gas Limited	0.04%	0.06%
347	Mahanagar Gas Limited	0.04%	0.04%
348	Lemon Tree Hotels Limited	0.04%	0.04%
349	CreditAccess Grameen Ltd.	0.04%	0.05%
350	Garden Reach Shipbuilders & En	0.04%	0.03%
351	Techno Electric & Engineering	0.04%	0.07%
352	Chalet Hotels Limited	0.04%	0.07%
353	IndiaMART InterMESH Limited	0.04%	0.05%
354	SUMITOMO CHEMICAL INDIA LIMITE	0.04%	0.07%
355	Craftsman Automation Limited	0.04%	0.06%
356	Devyani International Limited	0.04%	0.05%

Sr. No	Security Name	Weightage	Impact cost
357	Sapphire Foods India Limited	0.04%	0.08%
358	Data Patterns (India) Limited	0.04%	0.04%
359	Rainbow Children's Medicare Li	0.04%	0.06%
360	Jyoti CNC Automation Limited	0.04%	0.08%
361	Ola Electric Mobility Limited	0.04%	0.04%
362	Brainbees Solutions Limited	0.04%	0.07%
363	Afcons Infrastructure Limited	0.04%	0.05%
364	INVENTURUS KNOWLEDGE SOLUTIONS	0.04%	0.07%
365	BALRAMPUR CHINI MILLS LTD.	0.03%	0.05%
366	BASF INDIA LTD.	0.03%	0.06%
367	IDBI BANK LTD.	0.03%	0.04%
368	PROCTER & GAMBLE HEALTH LIMITE	0.03%	0.09%
369	FINOLEX CABLES LTD.	0.03%	0.05%
370	GODREJ INDUSTRIES LTD.	0.03%	0.07%
371	KANSAI NEROLAC PAINTS LTD.	0.03%	0.08%
372	KIRLOSKAR BROTHERS LTD.	0.03%	0.07%
373	JK LAKSHMI CEMENT LTD.	0.03%	0.08%
374	SUPREME PETROCHEM LTD.	0.03%	0.12%
375	FINOLEX INDUSTRIES LTD.	0.03%	0.05%
376	Swan Corp Limited	0.03%	0.06%
377	SARDA ENERGY & MINERALS LTD.	0.03%	0.07%
378	BAYER CROPSOURCE LTD.	0.03%	0.07%

Sr. No	Security Name	Weightage	Impact cost
379	PCBL Chemical Limited	0.03%	0.05%
380	ASTRAZENECA PHARMA INDIA LTD.	0.03%	0.06%
381	CAN FIN HOMES LTD.	0.03%	0.05%
382	CCL PRODUCTS (INDIA) LTD.	0.03%	0.06%
383	TVS Holdings Limited	0.03%	0.1%
384	RATNAMANI METALS & TUBES LTD.	0.03%	0.1%
385	DCM SHRIRAM LIMITED	0.03%	0.08%
386	JM FINANCIAL LTD.	0.03%	0.05%
387	HATSUN AGRO PRODUCT LTD.	0.03%	0.11%
388	ENGINEERS INDIA LTD.	0.03%	0.04%
389	GUJARAT MINERAL DEVELOPMENT CO	0.03%	0.05%
390	BIRLASOFT LIMITED	0.03%	0.04%
391	OLECTRA GREENTECH LIMITED	0.03%	0.04%
392	RAMKRISHNA FORGINGS LTD.	0.03%	0.05%
393	CENTURY PLYBOARDS (I) LTD.	0.03%	0.1%
394	JSW HOLDINGS LIMITED	0.03%	0.53%
395	SUN TV NETWORK LTD.	0.03%	0.06%
396	CIE Automotive India Limited	0.03%	0.09%
397	SJVN LTD	0.03%	0.04%
398	ZEN TECHNOLOGIES LTD.	0.03%	0.06%
399	ALEMBIC PHARMACEUTICALS LTD.	0.03%	0.08%

Sr. No	Security Name	Weightage	Impact cost
400	TRIVENI TURBINE LTD.	0.03%	0.06%
401	Tejas Networks Limited	0.03%	0.04%
402	Eris Lifesciences Limited	0.03%	0.08%
403	Newgen Software Technologies L	0.03%	0.04%
404	IRCON International Ltd	0.03%	0.04%
405	AAVAS Financiers Limited	0.03%	0.06%
406	Metropolis Healthcare Limited	0.03%	0.06%
407	UTI Asset Management Company L	0.03%	0.05%
408	Jubilant Ingrevia Limited	0.03%	0.06%
409	Shyam Metals and Energy Limi	0.03%	0.05%
410	Aditya Birla Sun Life AMC Limi	0.03%	0.06%
411	Metro Brands Limited	0.03%	0.08%
412	Medplus Health Services Limite	0.03%	0.08%
413	NMDC Steel Limited	0.03%	0.07%
414	Concord Biotech Limited	0.03%	0.08%
415	TBO TEK LIMITED	0.03%	0.08%
416	Aadhar Housing Finance Limited	0.03%	0.07%
417	Sagility Limited	0.03%	0.07%
418	IFCI LTD.	0.02%	0.05%
419	CHENNAI PETROLEUM CORPORATION	0.02%	0.04%
420	INGERSOLL-RAND (INDIA) LTD.	0.02%	0.09%
421	BIRLA CORPORATION LTD.	0.02%	0.11%

Sr. No	Security Name	Weightage	Impact cost
422	JINDAL SAW LTD.	0.02%	0.05%
423	GUJARAT NARMADA VALLEY FERTILI	0.02%	0.05%
424	SANOFI INDIA LTD	0.02%	0.07%
425	GUJARAT STATE FERTILIZERS & CH	0.02%	0.05%
426	AKZO NOBEL INDIA LIMITED	0.02%	0.08%
427	VARDHMAN TEXTILES LTD.	0.02%	0.07%
428	WESTLIFE FOODWORLD LIMITED	0.02%	0.11%
429	GRAPHITE INDIA LTD.	0.02%	0.04%
430	GARWARE TECHNICAL FIBRES LIMIT	0.02%	0.11%
431	HEG LTD.	0.02%	0.05%
432	WELSPUN LIVING LIMITED	0.02%	0.05%
433	TRIDENT LTD.	0.02%	0.05%
434	PRAJ INDUSTRIES LTD.	0.02%	0.05%
435	MASTEK LTD.	0.02%	0.05%
436	VINATI ORGANICS LTD.	0.02%	0.09%
437	CAPLIN POINT LABORATORIES LTD.	0.02%	0.06%
438	BLUE DART EXPRESS LTD.	0.02%	0.07%
439	RELAXO FOOTWEARS LTD.	0.02%	0.09%
440	ZYDUS WELLNESS LTD.	0.02%	0.09%
441	JAMMU & KASHMIR BANK LTD.	0.02%	0.05%
442	INDIAN OVERSEAS BANK	0.02%	0.05%

Sr. No	Security Name	Weightage	Impact cost
443	CERA SANITARYWARE LTD.	0.02%	0.06%
444	UCO BANK	0.02%	0.05%
445	ACTION CONSTRUCTION EQUIPMENT	0.02%	0.06%
446	TANLA PLATFORMS LIMITED	0.02%	0.05%
447	NETWORK18 MEDIA & INVESTMENTS	0.02%	0.06%
448	CENTRAL BANK OF INDIA	0.02%	0.05%
449	JYOTHY LABS LIMITED	0.02%	0.07%
450	KNR CONSTRUCTIONS LTD.	0.02%	0.06%
451	JUPITER WAGONS LIMITED	0.02%	0.05%
452	SCHNEIDER ELECTRIC INFRASTRUCT	0.02%	0.24%
453	Aditya Birla Fashion and Retail	0.02%	0.05%
454	Minda Corporation Limited	0.02%	0.08%
455	BLS International Services Ltd	0.02%	0.05%
456	Godrej Agrovet Limited	0.02%	0.05%
457	The New India Assurance Company	0.02%	0.05%
458	RITES Limited	0.02%	0.05%
459	Fine Organic Industries Limited	0.02%	0.08%
460	STERLING AND WILSON RENEWABLE	0.02%	0.06%
461	Happiest Minds Technologies Limited	0.02%	0.05%
462	G R Infraprojects Limited	0.02%	0.11%
463	Nuvoco Vistas Corporation Limited	0.02%	0.07%
464	Latent View Analytics Limited	0.02%	0.07%

Sr. No	Security Name	Weightage	Impact cost
465	Vedant Fashions Limited	0.02%	0.07%
466	Bikaji Foods International Lim	0.02%	0.06%
467	R R KABEL LIMITED	0.02%	0.07%
468	SIGNATUREGLOBAL (INDIA) LIMITE	0.02%	0.08%
469	Honasa Consumer Limited	0.02%	0.09%
470	DOMS Industries Limited	0.02%	0.06%
471	Emcure Pharmaceuticals Limited	0.02%	0.13%
472	International Gemmological Ins	0.02%	0.08%
473	MANGALORE REFINERY & PETROCHEM	0.01%	0.04%
474	ESAB INDIA LTD.	0.01%	0.15%
475	MAHARASHTRA SEAMLESS LTD.	0.01%	0.06%
476	BOMBAY BURMAH TRADING CORP.LTD	0.01%	0.06%
477	ALKYL AMINES CHEMICALS LTD.	0.01%	0.08%
478	MMTC LTD.	0.01%	0.14%
479	TTK PRESTIGE LTD.	0.01%	0.1%
480	ALOK INDUSTRIES LTD.	0.01%	0.08%
481	RASHTRIYA CHEMICALS & FERTILIZ	0.01%	0.04%
482	INDIA CEMENTS LTD.	0.01%	0.06%
483	TATA TELESERVICES (MAHARASHTRA	0.01%	0.19%
484	KAMA HOLDINGS LIMITED	0.01%	0.25%
485	JBM AUTO LTD.	0.01%	0.06%

Sr. No	Security Name	Weightage	Impact cost
486	PUNJAB & SIND BANK	0.01%	0.11%
487	RHI MAGNESITA INDIA LIMITED	0.01%	0.09%
488	JUST DIAL LTD.	0.01%	0.06%
489	Sheela Foam Limited	0.01%	0.08%
490	Star Cement Limited	0.01%	0.09%
491	Galaxy Surfactants Limited	0.01%	0.1%
492	Varroc Engineering Limited	0.01%	0.09%
493	Clean Science and Technology L	0.01%	0.07%
494	C.E. Info Systems Limited	0.01%	0.06%
495	Campus Activewear Limited	0.01%	0.07%
496	Aether Industries Limited	0.01%	0.08%
497	Cello World Limited	0.01%	0.08%
498	Ventive Hospitality Limited	0.01%	0.16%
499	ITI LTD.	0.00%	0.15%
500	KIOCL Limited	0.00%	0.12%

Source: BSE

E. PRINCIPLES OF INCENTIVE STRUCTURE FOR MARKET MAKERS

Incentives may be provided at the discretion of the AMC to Market Makers, subject to the applicable regulatory provisions.

Pursuant to Clause 3.6.1.4 of Master Circular, the principles of incentive structure pertaining to Market Makers shall be as mentioned below:

1. Incentives may be provided at the discretion of the AMC to Market Makers, subject to the applicable regulatory provisions.
2. Incentives, if any, to Market Makers shall be charged to the scheme within the maximum permissible limit of TER.

3. Incentive structure may be linked to performance of the Market Makers in terms of generating liquidity in units of ETFs and other relevant factors, based on the data obtained from stock exchanges.

Further, Stock Exchanges may also incentivize the Market Makers through Liquidity Enhancement Schemes (LES) as per the applicable provisions.

F. OTHER SCHEME SPECIFIC DISCLOSURES:

Listing and transfer of units	<p>The Mutual Fund has listed the Units of the Scheme on the Capital Market Segment of the National Stock Exchange of India Limited (NSE) and/or BSE Limited (BSE) within 5 Business Days of allotment.</p> <p>The Units can be purchased/sold during the trading hours like any other publicly traded stock, until the date of suspension of trading by stock exchange(s) where the Scheme is listed.</p> <p>The Mutual Fund may at its sole discretion list the Units of the Scheme on any other recognized Stock Exchange(s) at a later date.</p> <p>The AMC/Trustee reserves the right to delist the Units of the Scheme from a particular stock exchange provided the Units are listed on atleast one stock exchange.</p> <p>The price of the Units in the market will depend on demand and supply at that point of time.</p>
Dematerialization of units	<p>The Units of the Scheme are available only in dematerialized (electronic) form. Investors intending to invest in Units of the ETF will be required to have a beneficiary account with a Depository Participant (DP) of NSDL/CDSL and will be required to mention in the application form DP's Name, DP ID No. and Beneficiary Account No. with the DP at the time of purchasing Units directly from the fund in Creation Unit Size.</p> <p>The Units of the Scheme will be issued, traded and settled compulsorily in dematerialized (electronic) form.</p>
Dividend Policy (IDCW)	<p>The Trustee reserves the right to declare IDCW under the IDCW option of the Scheme depending on the availability of distributable surplus under the Scheme. IDCW, if declared, will be paid (subject to deduction of tax at source, if any) to those Unit holders whose names appear in the Register of Unit holders on the record date. In case of Units held in dematerialized mode, the Depositories (NSDL/ CDSL) will give the list of demat account holders and the number of Units held by them in electronic form on the Record date to the Registrars and Transfer Agent of the Mutual Fund who shall be eligible to receive the IDCW. Further, the Trustee at its sole discretion may also declare interim IDCW. However, it must be distinctly understood that the actual declaration of IDCW and</p>

the frequency thereof will inter-alia, depend on the availability of distributable surplus as computed in accordance with SEBI (MF) Regulations and the decision of the Trustee /AMC in this regard shall be final. There is no assurance or guarantee to Unit holders as to the rate/quantum of IDCW distribution nor that the IDCW will be paid regularly. In order to be a Unit holder, an investor has to be allotted Units against receipt of clear funds by the Scheme. On payment of IDCW, the NAV will stand reduced by the amount of IDCW and Dividend distribution tax /statutory levy (if applicable) paid. The Trustee / AMC reserves the right to change the record date from time to time.

IDCW Distribution Procedure:

In accordance with clause 11.6.1 of Master Circular, the procedure for IDCW Distribution would be as under:

1. Quantum of Distribution and the record date will be fixed by the Trustee. Amounts so decided shall be paid, subject to availability of distributable surplus.
2. Within one calendar day of decision by the Trustee, the AMC shall issue notice to the public communicating the decision about the Distribution including the record date, in one English daily newspaper having nationwide circulation as well as in a newspaper published in the language of the region where the head office of the Mutual Fund is situated.
3. The Record Date will be 2 working days from the date of publication in at least one English newspaper or in a newspaper published in the language of the region where the Head Office of the mutual fund is situated, whichever is issued earlier. Record date shall be the date which will be considered for the purpose of determining the eligibility of investors whose names appear on the register of Unit holders maintained by the Mutual Fund/statement of beneficial ownership maintained by the Depositories, as applicable, for receiving IDCW.
4. The notice will, in font size 10, bold, categorically state that pursuant to payment of IDCW, the NAV of the Scheme would fall to the extent of payout and statutory levy (if applicable).
5. The NAV will be adjusted to the extent of IDCW Distribution and statutory levy, if any, at the close of business hours on record date.
6. Before the issue of such notice, no communication indicating the probable date of IDCW declaration in any manner whatsoever, will be issued by Mutual Fund.

	<p>The requirement of giving notice shall not be applicable for IDCW Options having frequency upto one month.</p>
Allotment	<p>All Applicants whose monies towards purchase of Units have been realised by the Fund will receive a full and firm allotment of Units in their demat account, provided also the applications are complete in all respects and are found to be in order.</p> <p>Any application for subscription of units may be rejected if found invalid, incomplete or due to unavailability of underlying securities, etc.</p> <p>Dematerialization</p> <p>The Units of the Scheme will be available in dematerialized (electronic) form. The investor intending to invest in Units of the Scheme will be required to have a beneficiary account with a Depository Participant (DP) of the NSDL/CDSL and will be required to mention in the application form DP's Name, DP ID No. and Beneficiary Account No. with the DP at the time of purchasing Units directly from the Fund.</p> <p>The Units allotted will be credited to the Demat account of the Unit holder as per the details provided in the application form. Units held in demat form are freely transferable subject to applicable laws.</p> <p>The Units of the Scheme will be issued, traded and settled compulsorily in dematerialized (electronic) form. The statement of holding of the Unitholder i.e. beneficiary account holder will be sent by the respective DPs/ Depositories periodically, as per applicable rules.</p> <p>All Units will rank pari passu, among Units within the same Option in the Scheme concerned as to assets and liabilities, earnings and the receipt of IDCW, if any, as may be declared by the Trustee.</p> <p>Note: For the purpose of allotment of units/refund of monies under NFO the term "working days" shall include Business Days but shall not include Holidays.</p> <p>For details, refer Point VI. "Liquidity" and Point XII. Minimum Application amount under Section I, Part I titled "Highlights".</p> <p>For Procedures, refer Para titled "HOW HDFC BSE 500 ETF (the ETF) WORKS" in Section I, Part II (A) of this SID.</p>
Who can invest This is an indicative list and investors shall consult their financial advisor to ascertain	<p>The following persons (i.e. an indicative list of persons) are eligible and may apply for subscription to the Units of the Scheme provided they are not prohibited by any law/Constitutive documents governing them:</p>

<p>whether the scheme is suitable to their risk profile.</p>	<ol style="list-style-type: none"> 1. Resident adult individuals either singly or jointly (not exceeding three) or on an Anyone or Survivor basis; 2. Karta of Hindu Undivided Family (HUF); 3. Minor (as the first and the sole holder only) through a natural guardian (i.e. father or mother, as the case may be) or a court appointed legal guardian. There shall not be any joint holding in a minor's folio. Payment for investment shall be accepted from the bank account of the minor, parent or legal guardian of the minor or from a joint account of the minor with the parent or legal guardian. 4. Partnership Firms & Limited Liability Partnerships (LLPs); 5. Companies, Bodies Corporate, Public Sector Undertakings, Association of Persons or bodies of individuals and societies registered under the Societies Registration Act, 1860, Co-Operative Societies registered under the Co-Operative Societies Act, 1912, One Person Company; 6. Banks & Financial Institutions; 7. Mutual Funds/Alternative Investment Funds registered with SEBI; 8. Religious and Charitable Trusts, Wakfs or endowments of private trusts (subject to receipt of necessary approvals as required) and Private trusts authorised to invest in mutual fund schemes under their trust deeds; 9. Non-resident Indians (NRIs)/Persons of Indian Origin residing abroad (PIO)/Overseas Citizen of India (OCI) on repatriation basis or on non-repatriation basis; 10. Foreign Portfolio Investors (FPI) registered with SEBI in accordance with applicable laws; 11. Army, Air Force, Navy and other paramilitary units and bodies created by such institutions; 12. Council of Scientific and Industrial Research, India; 13. Multilateral Financial Institutions/Bilateral Development Corporation Agencies/Bodies Corporate incorporated outside India with the permission of Government of India/Reserve Bank of India; 14. Other Schemes of HDFC Mutual Fund subject to the conditions and limits prescribed by SEBI (MF) Regulations; 15. Trustee, AMC, Sponsor and their associates may subscribe to Units under the Scheme;
--	---

16. Such other category of investors as may be decided by the AMC/Trustee from time to time provided their investment is in conformity with the applicable laws and SEBI (MF) Regulations.

Note:

1. Non Resident Indians (NRIs) and Persons of Indian Origin (PIOs) residing abroad/Overseas Citizens of India (OCI)/Foreign Portfolio Investors (FPIs) have been granted a general permission by Reserve Bank of India under Schedule 5 of the Foreign Exchange Management (Transfer or Issue of Security by a Person Resident Outside India) Regulations, 2000 for investing in/redeeming units of the mutual funds subject to conditions set out in the aforesaid regulations.
2. In case of application(s) made by Individual Investors under a Power of Attorney, the original Power of Attorney or a certified true copy duly notarised should be submitted. In case of applications made by Non-Individual Investors, the authorized signatories/officials of Non-Individual investors should sign the application under their official designation and as per the authority granted to them under their Constitutive Documents/Board resolutions, etc. A list of specimen signatures of the authorized officials, duly certified/attested should also be attached to the Application Form. The Fund/AMC/Trustees shall deem that the investments made by the Investors are not prohibited by any law/Constitutive documents governing them and they possess the necessary authority to invest/transact.
3. Investors desiring to invest/transact in mutual fund schemes are required to mandatorily furnish PAN (PAN of the guardian in case minor does not have a PAN) and comply with the KYC norms applicable from time to time. Under the KYC norms, Investors are required to provide prescribed documents for establishing their identity and address including in case of non-individuals copy of the Memorandum and Articles of Association/bye-laws/trust deed/partnership deed/Certificate of Registration along with the proof of authorization to invest, as applicable, to the KYC Registration Agency (KRA) registered with SEBI. The Fund/AMC/Trustees/other intermediaries will rely on the declarations/affirmations provided by the Investor(s) in the Application/Transaction Form(s) and the documents furnished to the KRA that the Investor(s) is permitted/authorised by the Constitution document/their Board of Directors etc. to make the

	<p>investment/transact. Further, the Investor shall be liable to indemnify the Fund/AMC/Trustee/other intermediaries in case of any dispute regarding the eligibility, validity and authorization of the transactions and/or the applicant who has applied on behalf of the Investors. The Fund/AMC/Trustee reserves the right to call for such other information and documents as may be required by it in connection with the investments made by the investor. Where the Units are held by a Unit holder in breach of any Regulations, AMC/the Fund may effect compulsory redemption of such units.</p> <ol style="list-style-type: none"> 4. Returned cheques may not be presented again for collection, and the accompanying application forms are liable to be rejected by the AMC. In case the returned cheques are presented again, the necessary charges are liable to be debited to the investor. 5. The Trustee reserves the right to recover from an investor any loss caused to the Scheme on account of dishonour of cheques issued by the investor for purchase of Units of this Scheme. 6. Subject to the SEBI (MF) Regulations, the Trustee may inter-alia reject any application for the purchase of Units if the application is invalid or incomplete or non-permissible under law or if the AMC/ Trustee for any other reason to believe that it would not be in the best interest of the Scheme or its Unitholders to accept such an application.
<p>Who cannot invest</p>	<p>The persons/entities as specified under section “Who Can Invest?” shall not be eligible to invest in the Scheme, if such persons/entities are:</p> <ol style="list-style-type: none"> 1. United States Person (U.S. person*) as defined under the extant laws of the United States of America, except the following: <ol style="list-style-type: none"> a. NRIs/PIOs may invest/transact, in the Scheme, when present in India, as lump sum subscription, redemption and/or switch transaction, including registration of systematic transactions (if permitted under the schemes) only through physical form and upon submission of such additional documents/undertakings, etc., as may be stipulated by AMC/Trustee from time to time and subject to compliance with all applicable laws and regulations prior to investing in the Scheme. b. FPIs may invest in the Scheme as lump sum subscription and/or switch transaction (other than systematic transactions) through submission of physical form in India, subject to compliance with all applicable laws and regulations and the

	<p>terms, conditions, and documentation requirements stipulated by the AMC/Trustee from time to time, prior to investing in the Scheme.</p> <p>The Trustee/AMC reserves the right to put the transaction requests received from such U.S. person on hold/reject the transaction request/redeem the units, if allotted, as the case may be, as and when identified by the AMC that the same is not in compliance with the applicable laws and/or the terms and conditions stipulated by Trustee/AMC from time to time. Such redemptions will be subject to applicable taxes and exit load, if any.</p> <p>The physical application form(s) for transactions (in non-demat mode) from such U.S. person will be accepted ONLY at the Investor Service Centres (ISCs) of HDFC Asset Management Company Limited (HDFC AMC). Additionally, such transactions in physical application form(s) will also be accepted through Distributors and other platforms subject to receipt of such additional documents/undertakings, etc., as may be stipulated by AMC/Trustee from time to time from the Distributors/Investors.</p> <p>2. Residents of Canada;</p> <p>3. Investor residing in any Financial Action Task Force (FATF) designated High Risk jurisdiction.</p> <p>*The term "U.S. person" means any person that is a U.S. person within the meaning of Regulations under the Securities Act of 1933 of U.S. or as defined by the U.S. Commodity Futures Trading Commission or as per such further amended definitions, interpretations, legislations, rules etc, as may be in force from time to time.</p>
How to Apply and other details	<p>The Applications Forms duly signed by the Market Makers/Large Investors should be submitted at the ISCs (AMC branches) whose addresses are available on the website of the AMC i.e. www.hdfcfund.com.</p> <p>For further details, please refer to the SAI and Application form available on the website for the instructions.</p> <p>Refer back cover page for contact details of Registrar and Transfer Agent (CAMS).</p> <p>It is mandatory for investors to mention bank account numbers in their applications/requests for redemption.</p>
The policy regarding reissue of repurchased units, including the maximum extent, the manner of reissue, the entity	<p>All units can be reissued without any limit by the Scheme.</p>

(the scheme or the AMC) involved in the same.	
Restrictions, if any, on the right to freely retain or dispose of units being offered.	<p>RIGHT TO RESTRICT REDEMPTION AND/OR SUSPEND REDEMPTION OF THE UNITS: (as per clause 1.12 of Master Circular):</p> <p>The Fund at its sole discretion reserves the right to restrict Redemption (including switch- out) of the Units (including Plan/Option) of the Scheme of the Fund upon occurrence of the below mentioned events for a period not exceeding ten (10) working days in any ninety (90) days period subject to approval of the Board of Directors of the AMC and the Trustee. The restriction on Redemption (including switch-out) shall be applicable where the Redemption (including switch-out) request is for a value above Rs. 2,00,000/- (Rupees Two Lakhs). Further, no restriction shall be applicable to the Redemption/switch-out request upto Rs. 2,00,000/- (Rupees Two Lakhs). It is further clarified that, in case of redemption request beyond Rs. 2,00,000/- (Rupees Two Lakhs), no restriction shall be applicable on first Rs. 2,00,000/- (Rupees Two Lakhs).</p> <p>The Trustee/AMC reserves the right to restrict Redemption or suspend Redemption of the Units in the Scheme of the Fund on account of circumstances leading to a systemic crisis or event(s) that severely constrict market liquidity or the efficient functioning of the markets.</p> <p>A list of such circumstances under which the restriction on Redemption or suspension of Redemption of the Units in the Scheme of the Fund may be imposed are as follows:</p> <ol style="list-style-type: none"> 1. Liquidity issues- when market at large becomes illiquid affecting almost all securities rather than any issuer specific security; or 2. Market failures/exchange closures; or 3. Operational issues; or 4. If so directed by SEBI. <p>It is clarified that since the occurrence of the abovementioned eventualities have the ability to impact the overall market and liquidity situation, the same may result in exceptionally large number of Redemption requests being made and in such a situation the indicative timelines, if any mentioned by the Fund in the scheme offering documents, for processing of requests for Redemption may not be applicable.</p> <p>Any restriction on Redemption or suspension of Redemption of the Units in the Scheme(s) of the Mutual Fund shall be made</p>

	<p>applicable only after specific approval of the Board of Directors of the AMC and Trustee Company and thereafter, immediately informing the same to SEBI.</p> <p>The AMC/Trustee reserves the right to change/modify the provisions of right to restrict Redemption and/or suspend Redemption of the Units in the Scheme of the Fund.</p>
<p>Cut off timing for subscriptions/ redemptions/ switches This is the time before which your application (complete in all respects) should reach the official points of acceptance.</p>	<p>In case of Purchase/Redemption directly with Mutual Fund (By Market Makers and Large Investors):</p> <p>The provisions for Cut-off timings for NAV applicability will not be applicable for direct transaction with the Fund.</p> <p>In case of Redemption directly with the Mutual Fund during Liquidity Window:</p> <p>The Cut-off time for receipt of valid application for Redemptions directly with the Fund during Liquidity Window is 3.00 p.m. Valid applications received by the fund upto the cut-off time will be processed on the basis of the closing NAV of the day of receipt of request and for valid applications received after cut-off time, the closing NAV of the next Business Day shall be applicable.</p> <p>Settlement of Purchase/Sale of Units of the Scheme on NSE/BSE</p> <p>Buying/Selling of Units of the Scheme on NSE/BSE is just like buying/selling any other normal listed security. If an investor has bought Units, an investor has to pay the purchase amount to the broker/sub-broker such that the amount paid is realised before the funds pay-in day of the settlement cycle on the Stock Exchange(s). If an investor has sold Units, an investor has to deliver the Units to the broker/sub-broker before the securities pay-in day of the settlement cycle on the Stock Exchange(s). The Units (in the case of Units bought) and the funds (in the case of Units sold) are paid out to the broker on the pay-out day of the settlement cycle on the Stock Exchange(s). The Stock Exchange(s) regulations stipulate that the trading member should pay the money or Units to the investor within 24 hours of the pay-out.</p> <p>If an investor has bought Units, he should give standing instructions for 'Delivery-In' to his/her/its DP for accepting Units in his/her/its beneficiary account. An investor should give the details of his/her beneficiary account and the DP-ID of his/her/its DP to his/her/its trading member. The trading member will transfer the Units directly to his/her/its beneficiary account on receipt of the same from NSE's/BSE's Clearing Corporation.</p>

An investor who has sold Units should instruct his/her/its Depository Participant (DP) to give 'Delivery Out' instructions to transfer the Units from his/her/its beneficiary account to the Pool Account of his/her/its trading member through whom he/she/it have sold the Units. The details of the Pool A/C (CM-BP-ID) of his/her trading member to which the Units are to be transferred, Unit quantity etc. should be mentioned in the Delivery Out instructions given by him/her to the DP. The instructions should be given well before the prescribed securities pay-in day. SEBI has advised that the Delivery Out instructions should be given at least 24 hours prior to the cut-off time for the prescribed securities pay-in to avoid any rejection of instructions due to data entry errors, network problems, etc.

Rolling Settlement

As per the SEBI's circular dated September 7, 2021, the rolling settlement on T+1 on optional basis shall come into force with effect from January 01, 2022. The same is applicable for all trades from January 27, 2023 onwards. The Pay-in and Pay-out of funds and the Units will take place within 1 working days after the trading date.

The pay-in and pay-out days for funds and securities are prescribed as per the Settlement Cycle. A typical Settlement Cycle of Rolling Settlement is given below:

Day Activity

T	The day on which the transaction is executed by a trading member
T + 1	Confirmation of all trades including custodial trades by 7.30 a.m.
T + 1	Processing and downloading of obligation files to brokers/custodians by 1.00 p.m.
T + 1	Pay-in of funds and securities by 10:50 am for Funds & 10:30 am for Securities
T + 1	Pay out of funds and securities by 3 pm / as and when received from exchange

While calculating the days from the Trading day (Day T), weekend days (i.e. Saturday and Sundays) and bank holidays are not taken into consideration.

The AMC has the right to amend cut off timings subject to SEBI (MF) Regulations for the smooth and efficient functioning of the Scheme.

Minimum amount for purchase/redemption/switches/

ON THE EXCHANGE

<p>subscription/redemption with AMC.</p>	<p>Investors can subscribe (buy) and redeem (sell) Units on a continuous basis on the NSE/BSE on which the Units are listed. Subscriptions made through Stock Exchanges will be made by specifying the number of Units to be subscribed and not the amount to be invested. On the Stock Exchange(s), the Units of the ETF can be purchased/sold in minimum lot of 1 (one) Unit and in multiples thereof.</p> <p>DIRECTLY FROM THE FUND</p> <p>Market Makers/Large Investors: For details refer 'Highlights / Summary of the Scheme'.</p> <p>The Fund creates/redeems Units of the ETF in large size known as "Creation Unit Size". Each "Creation Unit" consists of 415,000 Units of the ETF. The value of the "Creation Unit" is the "Portfolio Deposit" and a "Cash Component" which will be exchanged for 415,000 Units of the ETF and/or subscribed in cash equal to the value of said predefined units of the Scheme.</p> <p>The Portfolio Deposit and Cash Component for the Scheme may change from time to time due to change in NAV.</p> <p>The subscription/redemption of Units of the ETF in Creation Unit Size will be allowed both by means of exchange of Portfolio Deposit and by Cash (i.e. payments shall be made only by means of payment instruction of Real Time Gross Settlement (RTGS)/National Electronic Funds Transfer (NEFT) or Funds Transfer Letter/Transfer Cheque of a bank where the Scheme has a collection account) (for Market Makers and Large Investors).</p> <p>The Fund may from time to time change the size of the Creation Unit in order to equate it with marketable lots of the underlying instruments.</p>
<p>Accounts Statements</p>	<p>The AMC will credit the units to the beneficiary account of the unitholder within five working days from date of receipt of valid application.</p> <p>Note: The term "working days" here shall include Business Days but shall not include Holidays.</p> <p>As the units of the Scheme will be issued, traded and settled compulsorily in dematerialized (electronic) form, the statement of holding of the Unitholder i.e. beneficiary account holder will be sent by the respective DPs/Depositories periodically, as per applicable rules.</p> <p>For further details, refer SAI.</p>

Dividend/ IDCW	The payment of dividend/IDCW to the unitholders shall be made within seven working days from the record date or such other timeline as may be specified by SEBI/ AMFI from time to time.
Redemption	<p>The redemption or repurchase proceeds shall be dispatched to the unitholders within three working days from the date of redemption or repurchase or such other timelines as may be specified by SEBI / AMFI from time to time in case of exceptional circumstances or otherwise.</p> <p>For details refer para 14.1.3 of Master Circular.</p>
Bank Mandate	<p>BANK DETAILS FOR ETFs</p> <p>In order to protect the interest of Unit holders from fraudulent encashment of redemption/dividend cheques, SEBI has made it mandatory for investors to provide their bank details viz. name of bank, branch, address, account type and number, etc. to the Mutual Fund. If an investor has a folio generated by the AMC (even for units held in demat mode), the redemption proceeds shall be credited to the bank account registered in the folio of the investor. Otherwise, the redemption proceeds shall be credited to the bank account linked to his demat account. Hence, investors should ensure to furnish those Bank Account details in the application form. The bank account registered in the folio of a minor should be that of the minor or should be a joint account of the minor with the guardian. Applications without complete bank details shall be rejected. The AMC will not be responsible for any loss arising out of fraudulent encashment of cheques/warrants and/or any delay/loss in transit.</p> <p>Change in Bank Account for ETFs:</p> <p>a) For investors other than Market Makers and Large Investors transacting directly with the Fund: The procedure for change in bank details would be as determined by the depository participant.</p> <p>b) For Market Makers and Large Investors transacting directly with the Fund: These Unit holders may change their bank details registered with the Mutual Fund by submitting either a standalone separate 'Change of Bank Details Form' or a 'Multiple Bank Account Registration Form' at ISCs (AMC branches).</p>
Delay in payment of redemption /repurchase proceeds/dividend	The AMC shall be liable to pay interest to the Unit holders at 15% or such other rate as may be prescribed by SEBI from time to time, in case the redemption/ repurchase/ IDCW proceeds are not transferred within the prescribed timeline. However, the AMC will not be liable to pay any interest or compensation or any amount otherwise, in case the AMC / Trustee is required to obtain from the investor / unit holders verification of identity or such other details relating to subscription for Units under any applicable law

	or as may be required by a regulatory body or any government authority, which results in delay in processing the application.
Unclaimed Redemption and Income Distribution cum Capital Withdrawal Amount	<p>The unclaimed Redemption and IDCW amounts (the funds) are currently deployed by the Mutual Fund only in TREPS. However, the same may be deployed in other permissible instruments such as call money market or money market instruments or in a separate plan specifically launched under Overnight/Liquid/ Money Market Mutual Fund schemes to deploy unclaimed Redemption and IDCW amounts. Investors who claim the unclaimed amounts during a period of three years from the due date shall be paid initial unclaimed amount along-with the income earned on its deployment. Investors, who claim these amounts after 3 years, shall be paid initial unclaimed amount along-with the income earned on its deployment till the end of the third year. After the third year, the income earned on such unclaimed amounts shall be used for the purpose of investor education. The AMC will make a continuous effort to remind the investors through letters to take their unclaimed amounts. The details of such unclaimed redemption/IDCW amounts are made available to investors upon them providing proper credentials, on website of the Mutual Fund and AMFI along with the information on the process of claiming the unclaimed amount and the necessary forms/documents required for the same.</p> <p>Further, the information on unclaimed amount along-with its prevailing value (based on income earned on deployment of such unclaimed amount), will be separately disclosed to investors through the periodic statement of accounts/Consolidated Account Statement sent to the investors. Further, the investment management fee charged by the AMC for managing the said unclaimed amounts shall not exceed 50 basis points.</p>
Disclosure with respect to investment by minors	<p>Investments in the name of minors shall be permitted only from bank account of the minor, parent or legal guardian of the minor or from a joint account of the minor with the parent or legal guardian.</p> <p>However, the redemption/ Income Distribution cum Capital Withdrawal (IDCW) proceeds for investments held in the name of Minor shall continue to be transferred to the verified bank account of the minor (i.e. of the minor or joint account of minor with parent/ legal guardian) only. Therefore, investors must ensure to update the folios with minor's bank account details as the 'Pay-out Bank account' by providing necessary documents before tendering redemption requests / for receiving IDCW distributions.</p> <p>MINOR ATTAINING MAJOR STATUS</p> <p>The Mutual Fund/AMC will register SIP/STP/SWAP/or any other systematic enrollment in the folio held by a minor only till the date of the minor attaining majority, even though the instructions may</p>

	<p>be for a period beyond that date. Such enrollments will automatically stand terminated upon the Unit Holder attaining 18 years of age.</p> <p>For folios where the units are held on behalf of the minor, the account shall be frozen for operation by the guardian on the day the minor attains majority and no transactions shall be permitted till the requisite documents for changing the status of the account from 'minor' to 'major' are submitted.</p>
--	--

III. OTHER DETAILS

A. PERIODIC DISCLOSURES

Sr. No	Name of the Disclosure	Frequency	Timelines	Disclosed on	Link
1.	Half Yearly Results (Unaudited)	Half yearly	within one month from the close of each half year i.e. on 31 st March and on 30 th September.	AMC website AMFI website	https://www.hdfcfund.com/statutory-disclosure/scheme-financials https://www.amfiindia.com/otherdata/accounts
2.	Annual Report	Annually	not later than four months from the date of closure of the relevant account's year (i.e. 31 st March each year).	AMC website AMFI website	https://www.hdfcfund.com/statutory-disclosure/annual-reports https://www.amfiindia.com/otherdata/accounts
3.	Daily Performance Disclosure (after scheme completes six months of existence)	Daily	-	AMFI website	https://www.amfiindia.com/otherdata/fund-performance
4.	Portfolio Disclosure	Monthly/ Half yearly	within 10 days from the close of each month/half-	AMC website	https://www.hdfcfund.com/statutory-disclosure/portfolio/monthly-portfolio https://www.hdfcfund.com/statutory-disclosure/scheme-financials

			year respectively.	AMFI website	https://www.amfiindia.com/online-center/portfolio-disclosure
5.	Monthly Average Asset under Management (Monthly AAUM) Disclosure	Monthly	within 7 working days from the end of the month.	AMC website	https://www.hdfcfund.com/statutory-disclosure/aum
6.	Scheme and Benchmark Riskometer	Monthly	within 10 days from the close of each month.	AMC website AMFI website	https://www.hdfcfund.com/statutory-disclosure/portfolio https://www.amfiindia.com/online-center/risk-o-meter
7	Tracking Error	Daily	Daily basis	AMC website AMFI website	https://www.hdfcfund.com/statutory-disclosure/tracking-error https://www.amfiindia.com/research-information/other-data/tracking_errordata
8	Tracking Difference (Upon completion of 1 year of the Scheme, tracking difference shall be disclosed on the website of the AMC and AMFI, on a monthly basis)	Monthly	within 10 days from the close of each month.	AMC website AMFI website	https://www.hdfcfund.com/statutory-disclosure/tracking-error https://www.amfiindia.com/otherdata/tracking-error
9	Change in constituents of the index, if any	As and when it is changed	Immediately	AMC website	Refer respective product pages on our website i.e. www.hdfcfund.com

10	<p>For Debt and Equity ETFs / Index Funds</p> <ul style="list-style-type: none"> • Name and exposure to top 7 issuers and stocks respectively as a percentage of NAV of the scheme • Name and exposure to top 7 groups as a percentage of NAV of the scheme. • Name and exposure to top 4 sectors as a percentage of NAV of the scheme. 	Monthly basis	-	Monthly factsheet or in Monthly Portfolio – AMC website	https://www.hdfcfund.com/investor-services/factsheets https://www.hdfcfund.com/statutory-disclosure/portfolio/monthly-portfolio
11	Scheme Summary Documents	Monthly	within 15 days from the close of each month or on changes in any of the specified fields, whichever is earlier.	<p>AMC website</p> <p>AMFI website</p> <p>BSE website</p> <p>NSE website</p>	https://www.hdfcfund.com/investor-services/fund-documents/scheme-summary https://www.amfiindia.com/otherdata/scheme-details https://www.bseindia.com/Static/Markets/MutualFunds/listOfAmc.aspx https://www.nseindia.com
12	Investor Charter	-	As and when updated	AMC website	Investor Charter

B. TRANSPARENCY/NAV DISCLOSURE

Net Asset Value This is the value per unit of the scheme on a particular day. You can ascertain the value of your investments by multiplying the NAV with your unit balance.	<p>The NAVs will be calculated and disclosed at the close of every Business Day in the following manner:</p> <ul style="list-style-type: none"> (i) Displayed on the website of the Mutual Fund (www.hdfcfund.com) (ii) Displayed on the website of Association of Mutual Funds in India (AMFI) (www.amfiindia.com). (iii) Any other manner as may be specified by SEBI from time to time. <p>The same shall also be communicated to the Stock Exchange(s), where the units are listed.</p> <p>AMC shall update the NAVs on the website of the Fund and AMFI by 11.00 p.m. every Business day. In case of any delay in uploading on AMFI website, the reasons for such delay would be explained to AMFI and SEBI in writing. If the NAVs are not available before commencement of business hours on the following day due to any reason, Mutual Fund shall issue a press release providing reasons and explaining when the Mutual Fund would be able to publish the NAVs.</p> <p>Mutual Fund/AMC will provide facility of sending latest available NAVs to unitholders through SMS, upon receiving a specific request in this regard.</p>
Indicative NAV (iNAV)	<p>Indicative NAV (iNAV) is the per unit NAV based on the current market value of Scheme's portfolio during the trading hours of the ETF. iNAVs shall be disclosed on Stock Exchange (s), where the units of the ETF are listed, on continuous basis during the trading hours and updated within a maximum time lag of 15 seconds from underlying market. iNAV will not have any bearing on the creation or redemption of units directly with the Fund by the Market Makers/Large Investors.</p>

C. TRANSACTION CHARGES AND STAMP DUTY

Transaction Charges	<p>No transaction charges shall be deducted from the subscription amount for transactions /applications received through the distributors (i.e. in Regular Plan).</p>
Stamp Duty on Allotment/Transfer of Units	<p>Mutual fund units issued against Purchase transactions (whether through lump-sum investments or SIP or STP or switch-ins or reinvestment under IDCW Option) would be subject to levy of stamp duty @ 0.005% of the amount invested.</p> <p>Transfer of mutual fund units (such as transfers between demat accounts) are subject to payment of stamp duty @ 0.015%.</p> <p>Stamp duty is charged pursuant to Notification No. S.O. 4419(E) dated December 10, 2019 issued by Department of Revenue, Ministry of Finance, Government of India, read with Part I of Chapter IV of Notification dated February 21, 2019 issued by Legislative Department,</p>

	Ministry of Law and Justice, Government of India on the Finance Act, 2019, and subsequent Notification dated March 30, 2020 issued by Department of Revenue, Ministry of Finance, Government of India. The rate and levy of stamp duty may vary as amended from time to time. For further details, refer SAI.
--	--

D. ASSOCIATE TRANSACTIONS - Please refer to Statement of Additional Information (SAI)

E. TAXATION

For details on taxation please refer to the clause on Taxation in the SAI apart from the following:

Equity oriented Funds^{\$}

Tax implications on distributed income by Mutual Funds^{^^}:

Particulars	Resident Investors	Non-Resident Investors	Mutual Fund*
Dividend:			
TDS rate	10% (if dividend income exceeds INR 10,000 in a financial year)	20% + applicable Surcharge + Cess	Nil
Tax rates ¹	Individual / HUF: Applicable rates Domestic Company: 30% / 25% ² / 22% ² / 15% ²	20%	Nil
Capital Gains^{1 2:}			
Long Term (period of holding more than 12 months)	12.5% without indexation	12.5% without indexation and without foreign currency fluctuation benefits	Nil
Short Term (period of holding less than or equal to 12 months)	20%	20%	Nil

Notes:

^{\$} Equity oriented fund means:

- a fund in which minimum 65% of total proceeds is invested in listed equity shares of domestic companies or
- in a case where the fund invests in the units of another listed fund:
 - minimum 90% of total proceeds is invested in the units of such other fund; and
 - such other fund also invests minimum 90% of total proceeds in listed equity shares of domestic companies.

*The levy of tax on distributed income payable by Mutual Funds has been abolished w.e.f. April 1, 2020, and instead tax on income from mutual fund units in the hands of the unit holders at their applicable rates has been adopted.

¹Tax rate to be increased by applicable surcharge and health and education cess at 4% on aggregate of base tax and surcharge.

²Subject to conditions as per the provisions of the Income-tax Act, 1961.

^^The information set out is neither a complete disclosure of every material fact of the Income-tax Act, 1961 nor does it constitute tax or legal advice. Investors should be aware that the fiscal rules/ tax laws may change and there can be no guarantee that the current tax position may continue indefinitely. The information/ data herein alone is not sufficient and shouldn't be used or should not be construed as any advice. In view of the individual nature of tax implications, investors should make his/her/their own investigation and/or are advised to consult their professional tax advisor. For further details on taxation, please refer to the Section on Taxation on investing in Mutual Funds in Statement of Additional Information {SAI}.

F. RIGHTS OF UNITHOLDERS

Please refer to SAI for details.

G. LIST OF OFFICIAL POINTS OF ACCEPTANCE:

AMC offices - <https://www.hdfcfund.com/contact-us/visit-us>

H. PENALTIES, PENDING LITIGATION OR PROCEEDINGS, FINDINGS OF INSPECTIONS OR INVESTIGATIONS FOR WHICH ACTION MAY HAVE BEEN TAKEN OR IS IN THE PROCESS OF BEING TAKEN BY ANY REGULATORY AUTHORITY

Visit: <https://www.hdfcfund.com/statutory-disclosure/offer-document-disclosures>

Notes:

- Any amendments / replacement / re-enactment of SEBI (MF) Regulations subsequent to the date of the Scheme Information Document shall prevail over those specified in this Scheme Information Document.
- The Scheme under this Scheme Information Document was approved by the Trustee vide its resolution dated April 29, 2022
- The Scheme Information Document is an updated version of the same in line with the current laws/ regulations and other developments.
- Notwithstanding anything contained in this Scheme Information Document, the provisions of the SEBI (Mutual Funds) Regulations, 1996 and circulars and the guidelines there under shall be applicable.**

For and on behalf of the Board of Directors of HDFC Asset Management Company Limited	
Place: Mumbai Date: November 21, 2025	NAVNEET MUNOT Managing Director and Chief Executive Officer

DETAILS OF OFFICIAL POINTS OF ACCEPTANCE (OPA) FOR HDFC MUTUAL FUND TRANSACTIONS AT AMC OFFICES

Offices of AMC (excluding Business Centres) i.e. Investor Service Centres (ISCs) shall act as the OPAs to accept transactions in ETF schemes of HDFC Mutual Fund.

For their addresses, visit: <https://www.hdfcfund.com/contact-us/visit-us>

OFFICIAL POINT OF ACCEPTANCE FOR TRANSACTIONS IN ELECTRONIC FORM

The servers including email servers (maintained at various locations) of AMC and CAMS or any other service provider/transaction platform with whom the AMC has tied up for this purpose will be the official point of acceptance for all such online / electronic transactions. For the purpose of determining the applicability of NAV, the time when the request for purchase / sale / switch of units is received in the servers of AMC/ RTA or such other service provider/ transaction platform, shall be considered.



HDFC ASSET MANAGEMENT COMPANY LIMITED

Registered Office:

HDFC House, 2nd Floor, H.T. Parekh Marg,
165-166, Backbay Reclamation, Churchgate, Mumbai - 400 020
Tel.: 022-66316333 • Toll Free no. 1800 3010 6767/1800 419 7676
e-mail for Investors: hello@hdfcfund.com
e-mail for Distributors: partners@hdfcfund.com

website: www.hdfcfund.com

Registrar and Transfer Agent - Computer Age Management Services Limited (CAMS)

(Unit: HDFC Mutual Fund)

Rayala Towers, 6th Floor, Tower 1,
158, Anna Salai, Chennai - 600002.

Telephone No: 044-30212816

Email: eng_h@camsonline.com

website: www.camsonline.com