30 YEARS

HDFC MUTUAL FUND
BHAROSA APNO KA



Sail with Strength

HDFC LARGE CAP FUND

(An open ended equity scheme predominantly investing in large cap stocks)

*Inception Date: October 11, 1996

Why Invest in HDFC Large Cap Fund?

- Wealth created since inception*
  *for performance refer page no. 2
- Risk-reward favorable in large cap segment
- Blend of bottom up approach and top down sector and macro trends
- Sectoral positioning defines a fine balance between GARP and Value
- Emphasis on valuations and remain mindful of them throughout the investment journey
- Focus on risk management

HDFC Mutual Fund: SEBI Registration Number: MF/044/00/6

HDFC MUTUAL FUND
BHAROSA APNO KA

Wealth created since inception*

SOUND INVESTMENT + TIME + PATIENCE =

WEALTH CREATION

Lumpsum

₹ 1 Lakh Invested since inception*$$ → ₹ 1.30^ Crores

SIP

₹ 10,000 Invested since inception$$*@ → ₹ 8.46^ Crores

$$ All Distributions declared prior to the splitting of the Scheme into IDCW & Growth Options are assumed to be reinvested in the units of the Scheme at the then prevailing NAV (ex-distribution NAV). ^Above returns are as on 30th September, 2026.

@Assuming ₹10,000 invested systematically on the first Business Day of every month since October 11, 1996 (Scheme Inception Date). ^Above returns are as on 30th September, 2026.

Past performance may or may not be sustained in future and is not a guarantee of any future returns. HDFC AMC/MF is not guaranteeing any returns on investments in the Scheme.
*Inception Date: October 11, 1996

A. HDFC Large Cap Fund - SIP Performance - Regular Plan - Growth Option

SIP since inception* of ₹ 10,000 invested systematically on the first business day of every month (total investment ₹ 36.00 Lacs) in HDFC Large Cap Fund would have grown to ~₹ 8.46 crores September 30, 2026 (refer below table).

SIP Investments	Since Inception	15 year SIP	10 year SIP	5 year SIP	3 year SIP	1 year SIP
Total Amount Invested (₹ in Lacs)	36.00	18.00	12.00	6.00	3.60	1.20
Market Value as on September 30, 2026 (₹ in Lacs)$$	846.39	46.51	21.13	7.08	3.56	1.13
Returns (%)$$	16.99	11.73	10.90	6.53	-0.76	-10.08
Benchmark Returns (%)#	N.A.	11.72	10.67	5.74	-0.13	-10.96
Additional Benchmark Returns (%)##	13.08	10.88	9.58	3.25	-2.88	-14.69

Assuming ₹ 10,000 invested systematically on the first usiness Day of every month over a period of time. CAGR returns are computed after accounting for the cash flow by using XIRR method (investment internal rate of return) for Regular Plan - Growth Option. The above investment simulation is for illustrative purposes only and should not be construed as a promise on minimum returns and safeguard of capital. SIP - Systematic Investment Plan.

B. HDFC Large Cap Fund - Performance - Regular Plan - Growth Option

NAV as at September 30, 2026 ₹ 1066.665 (per unit)

Period	Scheme Returns (%)$$	Benchmark Returns (%)#	Additional Benchmark Returns (%)##	Value of investment of (₹) 10,000		
				Scheme (₹)$$	Benchmark (₹)#	Additional Benchmark (₹)##
Last 1 Year	-5.02	-5.18	-8.74	9,498	9,482	9,126
Last 3 Years	7.01	7.80	4.46	12,258	12,532	11,403
Last 5 Years	9.03	7.06	5.43	15,410	14,068	13,027
Last 10 Years	11.28	11.67	11.35	29,147	30,183	29,309
Since Inception*	17.62	N.A.	12.72	13,00,593	N.A.	3,62,904

Common notes for above table A & B: Past performance may or may not be sustained in future and is not a guarantee of any future returns. # NIFTY 100 Total Returns Index (TRI). ## BSE SENSEX Index (TRI). *Inception Date: October 11, 1996. The Scheme is managed by Mr. Rahul Baijal (since July 29, 2022) and Mr. Bhagyesh Kagalkar (Gold/Silver Instruments) (since August 26,2026). $$ All Distributions declared prior to the splitting of the Scheme into IDCW & Growth Options are assumed to be reinvested in the units of the Scheme at the then prevailing NAV (ex-distribution NAV). N.A. Not Available. The above returns are for Regular Plan - Growth Option. Load is not taken into consideration for computation of performance. Returns greater than 1 year period are compounded annualized (CAGR). Different plans viz. Regular Plan and Direct Plan have different expense structure. The expenses of the Direct Plan under the scheme will be lower to the extent of the distribution expenses/commission charged in the Regular Plan. Returns as on September 30, 2026.

Other Funds Managed by Mr. Rahul Baijal, Fund Manager of HDFC Large Cap Fund (who manages total 3 schemes which have completed 1 year)

Scheme	Managing scheme since	Returns (%) as on September 30, 2026		
		Last 1 year (%)	Last 3 year (%)	Last 5 year (%)
HDFC Business Cycle Fund	**Nov 30, 2022**	1.51	9.40	N.A.
NIFTY 500 Index (Total Returns Index)		-2.03	9.50	N.A.
HDFC Defence Fund	**April 18, 2025**	25.10	35.36	N.A.
NIFTY India Defence Index TRI (Total Returns Index)		18.79	42.26	N.A.

Past performance may or may not be sustained in future and is not a guarantee of any future returns. The above returns are of Regular Plan – Growth Option. Returns greater than 1 year period are compounded annualized (CAGR). Load is not taken into consideration for computation of performance. Returns as on September 30, 2026. Different plans viz. Regular Plan and Direct Plan have a different expense structure. The expenses of the Direct Plan under the Scheme will be lower to the extent of the distribution expenses/ commission charged in the Regular Plan. N.A. Not Available.

Other Funds Managed by Mr. Bhagyesh Kagalkar, Fund Manager (Gold/Silver Instruments) of HDFC Large Cap Fund (who manages total 28 schemes which have completed 1 year)

Performance of Top 3 schemes by Bhagyesh Kagalkar				
Scheme	Managing Scheme since	Returns (%) as on September 30, 2026		
		Last 1 year (%)	Last 3 years (%)	Last 5 years (%)
HDFC Innovation Fund $	August 26, 2026	14.58	N.A.	N.A.
Benchmark - NIFTY 500 Index (TRI)		-2.03	N.A.	N.A.
HDFC Pharma and Healthcare Fund α	August 26, 2026	26.37	N.A.	N.A.
Benchmark - BSE Healthcare Index (TRI)		16.77	N.A.	N.A.
HDFC Flexi Cap Fund §	August 26, 2026	-1.71	13.79	14.92
Benchmark - NIFTY 500 Index (TRI)		-2.03	9.50	9.04

Performance of Bottom 3 schemes by Bhagyesh Kagalkar				
Scheme	Managing Scheme since	Returns (%) as on September 30, 2026		
		Last 1 year (%)	Last 3 years (%)	Last 5 years (%)
HDFC Housing Opportunities Fund ∞	August 26, 2026	-7.09	7.32	9.50
Benchmark - Nifty Housing Index (TRI)		-0.68	8.96	8.81
HDFC MNC Fund ⋔	August 26, 2026	0.83	5.68	N.A.
Benchmark - NIFTY MNC (TRI)		2.98	12.67	N.A.
HDFC Defence Fund π	August 26, 2026	25.10	35.36	N.A.
Benchmark - NIFTY India Defence Index TRI (Total Returns Index)		18.79	42.26	N.A.

Top 3 and bottom 3 schemes managed by the Fund Manager have been derived on the basis of since inception returns vis-à-vis the benchmark. In case the benchmark is not available on the Scheme's inception date, the returns for the concerned scheme is considered from the date the benchmark is available. The above returns are of Regular Plan - Growth Option. On account of difference in the type of the Scheme, asset allocation, investment strategy, inception dates, the performance of these schemes is strictly not comparable. $ The scheme is co-managed by Mr. Amit Sinha (since July 17, 2025) & Mr. Bhagyesh Kagalkar (Gold/Silver Instruments) (since August 26, 2026). α The scheme is co-managed by Mr. Nikhil Mathur (since October 4, 2023) & Mr. Bhagyesh Kagalkar (Gold/Silver Instruments) (since August 26, 2026). § The scheme is co-managed by Mr. Amit Ganatra (since February 01, 2026) & Mr. Bhagyesh Kagalkar (Gold/Silver Instruments) (since August 26, 2026). ∞ The scheme is co-managed by Mr. Ashish Shah (since September 11, 2026) & Mr. Bhagyesh Kagalkar (Gold/Silver Instruments) (since August 26, 2026). ⋔ The scheme is co-managed by Mr. Nikhil Mathur (since May 15, 2026) & Mr. Bhagyesh Kagalkar (Gold/Silver Instruments) (since August 26, 2026). π The scheme is co-managed by Mr. Priya Ranjan (since April 18, 2025), Mr. Rahul Baijal (since April 18, 2025) & Mr. Bhagyesh Kagalkar (Gold/Silver Instruments) (since August 26, 2026).

Common notes for all the tables: ^Past performance may or may not be sustained in future and is not a guarantee of any future returns. Returns greater than 1 year period are Compounded Annualised (CAGR). Load is not taken into consideration for computation of above performance(s). Different plans viz. Regular Plan and Direct Plan have different expense structure. The expenses of the Direct Plan under the scheme will be lower to the extent of the distribution expenses/commission charged in the Regular Plan. The above returns are of Regular Plan - Growth Option. TRI - Total Returns Index. Returns as on September 30, 2026.

Product Labelling:

Name of the scheme	This product is suitable for investors who are seeking*:	Riskometer#
HDFC Large Cap Fund (An open ended equity scheme predominantly investing in large cap stocks)	• To generate long-term capital appreciation / income • Investment predominantly in Large-Cap companies	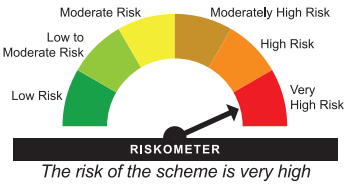 *The risk of the scheme is very high*

*Investors should consult their financial advisers, if in doubt about whether the product is suitable for them.

Riskometer(s):

Riskometer# of the Scheme(s)	Scheme name(s)	Benchmark Name	Name and Riskometer# of Benchmark
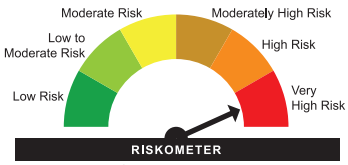 *The risk of the scheme is very high*	HDFC Large Cap Fund	NIFTY 100 Total Returns Index (TRI)	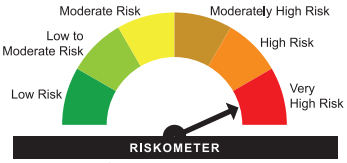 *The risk of the benchmark is very high*
	HDFC Business Cycle Fund HDFC Flexi Cap Fund HDFC Innovation Fund@	NIFTY 500 (Total Returns Index)	
	HDFC Pharma and Healthcare Fund^	BSE Healthcare Index (TRI)	
	HDFC Housing Opportunities Fund@	Nifty Housing Index (TRI)	
	HDFC MNC Fund@	NIFTY MNC (TRI)	
	HDFC Defence Fund@	NIFTY India Defence Index TRI (Total Returns Index)	

Benchmark and Scheme Riskometer as on September 30, 2026.

For latest riskometer, investors may refer to the Monthly Portfolios disclosed on the website of the Fund viz. www.hdfcfund.com

@The Scheme being thematic in nature carries higher risks versus diversified equity mutual funds on account of concentration and theme specific risks.

^The Scheme being sectoral in nature carries higher risks versus diversified equity mutual funds on account of concentration and sector specific risks.

Release Date: November 04, 2026

MUTUAL FUND INVESTMENTS ARE SUBJECT TO MARKET RISKS, READ ALL SCHEME RELATED DOCUMENTS CAREFULLY.

Mission: To be the wealth creator for every Indian

Vision: To be the most respected asset manager in the world