

HDfC MID CAP FUND

1 Lac cr.* AUM

as it enters its 20th Year

Inception date: 25th June, 2007

*AUM as on 24th June, 2026 is ₹ 1,01,239 Crore

For detailed Mutual Fund AUM disclosures,

please visit: <https://www.hdfcfund.com/statutory-disclosure/aum>

Why invest?

- ✓ Opportunity to invest in a portfolio of predominantly mid-sized companies
- ✓ Focus on good quality businesses at reasonable valuations
- ✓ Track record of over 19 years

A. HDfC Mid Cap Fund - SIP Performance[^] - Regular Plan - Growth Option

	Since Inception [§]	15 year SIP	10 year SIP	5 year SIP	3 year SIP	1 year SIP
Total Amount Invested (₹ in lacs)	22.80	18.00	12.00	6.00	3.60	1.20
Market Value as on May 29, 2026 (₹ in lacs)	182.47	88.26	32.44	9.46	4.30	1.23
Returns (%)	19.01	19.11	18.92	18.31	11.91	4.08
Benchmark Returns (%) [#]	17.64	18.92	19.16	17.67	12.82	10.03
Additional Benchmark Returns (%) ^{##}	11.70	12.05	11.62	7.25	2.81	-9.28

Assuming ₹ 10,000 invested systematically on the first Business Day of every month over a period of time. CAGR returns are computed after accounting for the cash flow by using XIRR method (investment internal rate of return) for Regular Plan - Growth Option. The above investment simulation is for illustrative purposes only and should not be construed as a promise on minimum returns and safeguard of capital. SIP - Systematic Investment Plan.

HDfC Mutual Fund: SEBI Registration Number: MF/044/00/6

B. HDFC Mid Cap Fund - Performance[^] - Regular Plan - Growth Option

NAV as at May 29, 2026 ₹ 199.897 (per unit)

Period	Scheme Returns (%)	Benchmark Returns (%) [#]	Additional Benchmark Returns (%) ^{##}	Value of investment of (₹) 10,000		
				Scheme (₹)	Benchmark (₹) [#]	Additional Benchmark (₹) ^{##}
Last 1 Year	6.30	7.49	-3.85	10,628	10,747	9,616
Last 3 Years	21.94	22.14	9.54	18,122	18,210	13,140
Last 5 Years	20.20	19.21	9.88	25,084	24,061	16,012
Last 10 Years	17.95	18.64	12.54	52,109	55,232	32,593
Since Inception [§]	17.13	15.04	10.74	1,99,897	1,42,027	69,017

Common notes for the above table A & B: [#]NIFTY MIDCAP 150 (TRI) ^{##}Nifty 50 Index (TRI). [§]Inception Date: June 25, 2007. The scheme is managed by Mr. Chirag Setalvad since June 25, 2007. Returns as on May 29, 2026.

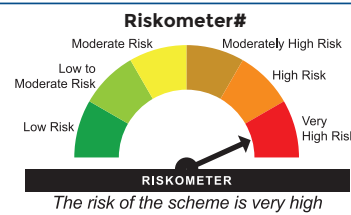
C. Performance of Other Funds Managed by Mr. Chirag Setalvad, Fund Manager of HDFC Mid Cap Fund (who manages total 3 schemes which have completed one year)

Scheme	Managing Scheme since	Returns (%) as on May 29, 2026		
		Last 1 year (%)	Last 3 years (%)	Last 5 years (%)
HDFC Small Cap Fund	June 28, 2014	-1.74	14.22	16.89
Benchmark - BSE 250 Smallcap Index (TRI)		1.18	18.75	16.71
HDFC Children's Fund&	April 2, 2007	-4.55	9.27	10.86
Benchmark - NIFTY 50 Hybrid Composite Debt 65:35 Index (Total Returns Index)		-2.26	8.37	8.46

& The scheme co-managed by Mr. Chirag Setalvad (Equity Portfolio) (since April 2, 2007) and Mr. Anil Bamboli (Debt Portfolio) (since October 6, 2022).

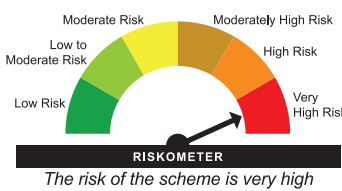
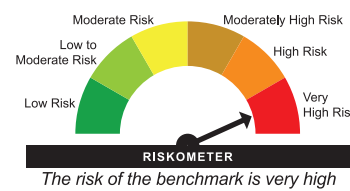
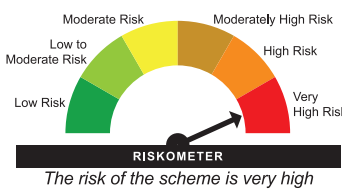
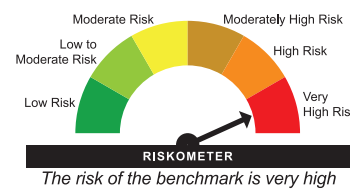
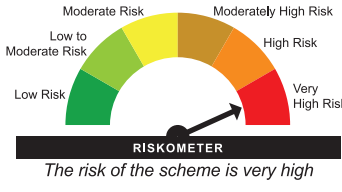
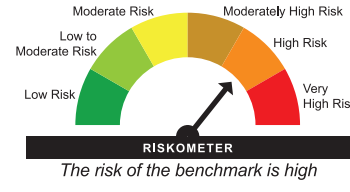
Common notes for the above table B & C: Past performance may or may not be sustained in future and is not a guarantee of any future returns. Returns greater than 1 year period are Compounded Annualised (CAGR). Load is not taken into consideration for computation of above performance(s). Different plans viz. Regular Plan and Direct Plan have different expense structure. The expenses of the Direct Plan under the scheme will be lower to the extent of the distribution expenses/commission charged in the Regular Plan. The above returns are of Regular Plan - Growth Option. Returns as on May 29, 2026.

Product Labelling:

Name of the scheme	This product is suitable for investors who are seeking*:	 <p>Riskometer# The risk of the scheme is very high</p>
HDFC Mid Cap Fund (An open ended equity scheme predominantly investing in mid cap stocks)	<ul style="list-style-type: none"> To generate long-term capital appreciation / income Investment predominantly in Mid-cap companies 	

*Investors should consult their financial advisers, if in doubt about whether the product is suitable for them.

Riskometer(s):

Riskometer# of the Scheme(s)	Scheme name(s)	Name and Riskometer# of Benchmark
 <p>The risk of the scheme is very high</p>	<ul style="list-style-type: none"> HDFC Mid Cap Fund 	 <p>The risk of the benchmark is very high</p>
 <p>The risk of the scheme is very high</p>	<ul style="list-style-type: none"> HDFC Small Cap Fund 	 <p>The risk of the benchmark is very high</p>
 <p>The risk of the scheme is very high</p>	<ul style="list-style-type: none"> HDFC Children's Fund 	 <p>The risk of the benchmark is high</p>

Benchmark and Scheme Riskometer as on May 31, 2026.

For latest riskometer, investors may refer to the Monthly Portfolios disclosed on the website of the Fund viz. www.hdfcfund.com

Release Date: July 03, 2026

MUTUAL FUND INVESTMENTS ARE SUBJECT TO MARKET RISKS, READ ALL SCHEME RELATED DOCUMENTS CAREFULLY.

Mission: To be the wealth creator for every Indian

Vision: To be the most respected asset manager in the world