



POWERED BY INDIA'S AUTO MOMENTUM

HDFC NIFTY AUTO INDEX FUND

NFO PERIOD: 22nd June to 3rd July 2026

Character/s and/or illustrations featured in this content are generated using Artificial Intelligence, solely for conceptual and educational purposes.

Auto Sector – Core to India's growth story

20 LAKH CRORE Size of India's Automobile Sector

Industry contributes 7% to India's GDP led by 2W and PV segment

MARKET LEADERSHIP

Rank 1 - 2W and 3W globally
Rank 3 – PV and CV globally

49% Share in Manufacturing GDP

Largest contributor in Manufacturing space. Expansion in the sector will equally see uptick in upstream core industries

18% Share of Auto components in Exports

Covers broad spectrum of products. With a CAGR growth of ~8.6% the sector is expected to reach \$100 billion by 2030

30 MILLION Jobs created

The sector supports 4 million Direct jobs and 26 million Indirect jobs. Sector is expected to provide higher job support with increased production and value chain expansion.

15% GST collection

2X contribution to revenue compared to overall GDP growth makes the sector growth key for government

Auto sector's increasing and sizable contribution to the overall economy stands as a key determinant to achieving India's vision of USD 7 Trillion economy by 2030 and Viksit Bharat Mission by 2047

Source – SIAM (Society of Indian Automobile manufacturers) Report, Niti Aayog Report, PIB. Data as of FY25.
2W – 2 wheeler, PV – Passenger vehicle, CV – Commercial vehicle, 3W- 3 Wheeler

Auto Sector poised for growth with a Structural story



Increasing per capita income

Increasing automobile penetration with increased disposable income supportive to strong domestic demand



Behavioral changes

Aspirational mindset growing premiumization trends supportive to increasing demand for luxury, feature rich cars



Potential for increasing export share

Strong focus and increasing capacity to drive India's market share globally across 4W segment



Tailwinds for sector growth

Growth of EV industry, Road infrastructure, surge in last-mile delivery platforms and newer technologies demonstrates positive tailwinds



Capex support

Government policies and reforms with private capex has focused on increasing capacity and developing the ecosystem

Auto story looks potentially promising and poised for long runway for growth with Increased Capability, Capacity, Capital



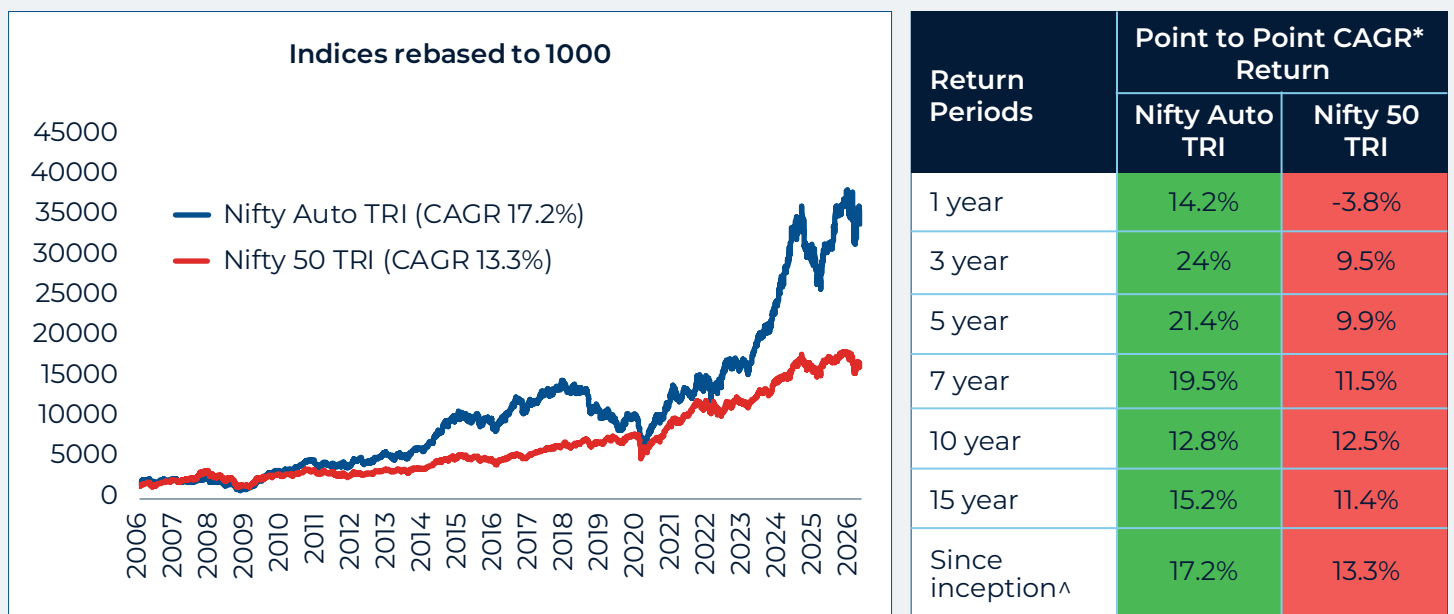
About the Scheme

An open ended Index Fund strategy tracking Nifty Auto index.

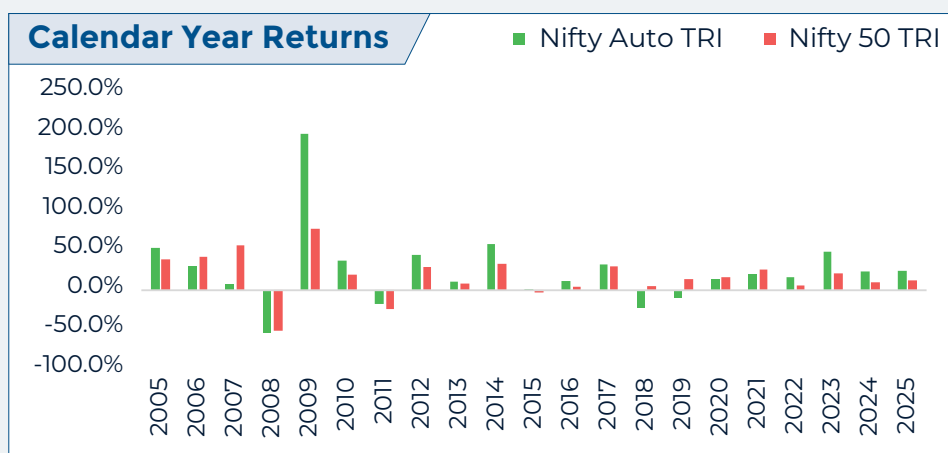
About the Index

Nifty Auto Index is designed to reflect the behaviour and performance of the Automobiles sector. The index represents auto related sectors like Automobiles 4 wheelers, Automobiles 2 & 3 wheelers, Auto Ancillaries and Tyres. The Index comprises of 15 exchange traded stocks.

Nifty Auto Index has outperformed Nifty 50 Index across Time periods



Source: NSE Indices Ltd. and internal calculations. As on May 29, 2026. [^] Jan 01, 2004 is the inception date for the Nifty Auto TRI. **Past performance may or may not be sustained in the future and is not a guarantee of any future returns. HDFC AMC/Mutual Fund is not guaranteeing or promising or forecasting any returns.** *CAGR: Compounded Annual Growth Rate



Rolling Returns

Period	Nifty Auto TRI	Nifty 50 TRI
1 Year	23%	17%
3 year	18%	14%
5 Year	17%	13%
7 year	16%	13%
10 Year	16%	13%

Source: NSE Indices Ltd. and internal calculations. Rolling Return data till May 29, 2026. Return period considered since Jan 01, 2004 for both Index. **Past performance may or may not be sustained in the future and is not a guarantee of any future returns. HDFC AMC/Mutual Fund is not guaranteeing or promising or forecasting any returns.**

Why Invest Now?



Sector poised for long term growth



Increasing aspiration for owning Automobiles



Make in India and focus to improve export share



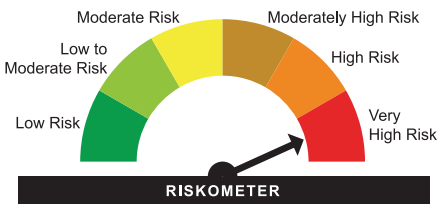
Capacity expansion to increase the industry size



EV story and technology growth will drive sector growth



Product Labelling and Scheme riskometer

Investment objective	Scheme Risk-o-meter#
<p>HDFC Nifty Auto Index Fund</p> <p>Passive investment in equity and equity related securities replicating the composition of the Nifty Auto Index (TRI), subject to tracking errors.</p> <p>There is no assurance that the investment objective of the Scheme will be achieved.</p> <p>Investors should consult their financial advisers, if in doubt about whether the product is suitable for them.</p> <p># The product labeling assigned during the New Fund Offer (NFO) is based on internal assessment of the scheme characteristics or model portfolio and the same may vary post NFO when the actual investments are made. For latest riskometer, investors may refer to the Monthly Portfolios disclosed on the website of the Fund viz. www.hdfcfund.com</p>	 <p>The risk of the scheme is very high</p>

NIFTY Disclaimer: HDFC Nifty Auto Index Fund "(the Product)" offered by HDFC Asset Management Company Limited is not sponsored, endorsed, sold or promoted by NSE INDICES LIMITED (formerly known as India Index Services & Products Limited (IISL)). NSE INDICES LIMITED does not make any representation or warranty, express or implied (including warranties of merchantability or fitness for particular purpose or use) and disclaims all liability to the owners of the Products or any member of the public regarding the advisability of investing in securities generally or in the Product linked to Nifty Auto Index (TRI) or particularly in the ability of the Nifty Auto Index (TRI) to track general stock market performance in India. Please read the full Disclaimers in relation to Nifty Auto Index (TRI) in the SID of the Product.

HDFC Bank (Sponsor of HDFC Mutual Fund) is not liable or responsible for any loss or shortfall resulting from the operations of the scheme.

The Scheme being sectoral in nature carries higher risks versus diversified equity mutual funds on account of concentration and sector specific risks.

**MUTUAL FUND INVESTMENTS ARE SUBJECT TO MARKET RISKS,
READ ALL SCHEME RELATED DOCUMENTS CAREFULLY.**