



₹10,000 SIP started 31 years ago
Now worth ₹21.28 crore.

Stay focused on your goals.

HDFC Flexi Cap Fund

**31 YEARS
 STRONG**



A. HDFC Flexi Cap Fund - SIP Performance[^] - Regular Plan - Growth Option

	Since Inception [§]	15 year SIP	10 year SIP	5 year SIP	3 year SIP	1 year SIP
Total Amount Invested (₹ in lacs)	37.70	18.00	12.00	6.00	3.60	1.20
Market Value as on May 29, 2026 (₹ in lacs)	2,127.62	64.52	28.21	8.62	4.08	1.16
Returns (%)	20.21	15.53	16.33	14.53	8.32	-5.49
Benchmark Returns (%) [#]	14.54	13.70	13.60	10.50	6.28	-1.78
Additional Benchmark Returns (%) ^{##}	13.12	12.05	11.62	7.25	2.81	-9.28

[^]Assuming ₹ 10,000 invested systematically on the first Business Day of every month over a period of time. CAGR returns are computed after accounting for the cash flow by using XIRR method (investment internal rate of return) for Regular Plan - Growth Option. The above investment simulation is for illustrative purposes only and should not be construed as a promise on minimum returns and safeguard of capital. SIP - Systematic Investment Plan.

B. HDFC Flexi Cap Fund - Performance[^] - Regular Plan - Growth Option

NAV as at May 29, 2026 ₹ 1939.111 (per unit)

Period	Scheme Returns (%)	Benchmark Returns (%) [#]	Additional Benchmark Returns (%) ^{##}	Value of investment of (₹) 10,000		
				Scheme (₹)	Benchmark (₹) [#]	Additional Benchmark (₹) ^{##}
Last 1 Year	-0.36	0.28	-3.85	9,964	10,028	9,616
Last 3 Years	17.49	13.92	9.54	16,211	14,778	13,140
Last 5 Years	17.24	12.49	9.88	22,139	18,007	16,012
Last 10 Years	15.79	14.03	12.54	43,330	37,165	32,593
Since Inception [§]	18.25	12.10	11.24	19,39,111	3,62,618	2,84,274

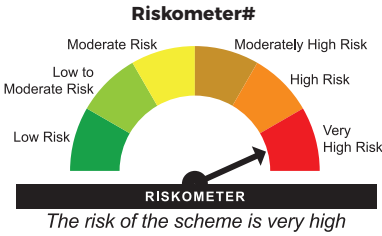
Common notes for the above table A & B: [#]NIFTY 500 Index (TRI) ^{##}NIFTY 50 Index (TRI) [§]Inception Date: January 01, 1995. The scheme is managed by Mr. Amit Ganatra (Since February 01, 2026). As NIFTY 50 TRI data is not available since inception of the scheme, additional benchmark performance is calculated using composite CAGR of NIFTY 50 PRI values from January 1, 1995 to June 29, 1999 and TRI values since June 30, 1999. TRI - Total Returns Index. Returns as on May 29, 2026.

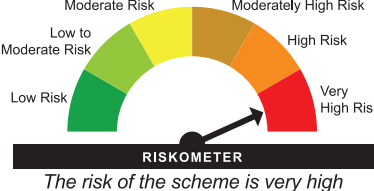
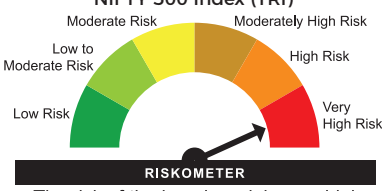
HDFC Mutual Fund: SEBI Registration Number: MF/044/00/6

C. Performance[^] of Other Funds Managed by Mr. Amit Ganatra (Since February 01, 2026), Fund Manager of HDFC Flexi Cap Fund (who manages total 2 schemes which have completed one year)

Scheme	Managing Scheme since	Returns (%) as on May 29, 2026		
		Last 1 year (%)	Last 3 years (%)	Last 5 years (%)
HDFC Focused Fund	February 01, 2026	-2.19	16.59	18.13
Benchmark - NIFTY 500 Index (TRI)		0.28	13.92	12.49

Common notes for all the tables: [^]Past performance may or may not be sustained in future and is not a guarantee of any future returns. Returns greater than 1 year period are Compounded Annualised (CAGR). Load is not taken into consideration for computation of above performance(s). Different plans viz. Regular Plan and Direct Plan have different expense structure. The expenses of the Direct Plan under the scheme will be lower to the extent of the distribution expenses/commission charged in the Regular Plan. The above returns are of Regular Plan - Growth Option. TRI - Total Returns Index. Returns as on May 29, 2026.

<p>HDFC Flexi Cap Fund (An open ended dynamic equity scheme investing across large cap, mid cap & small cap stocks) is suitable for investors who are seeking~:</p>	 <p>Riskometer#</p> <p>The risk of the scheme is very high</p>
<ul style="list-style-type: none"> • To generate long-term capital appreciation / income • Investment predominantly in equity & equity related instruments 	
<p>~Investors should consult their financial advisers, if in doubt about whether the product is suitable for them.</p>	

Riskometer# of the Scheme(s)	Name of scheme(s)	Name and Riskometer# of Benchmark
 <p>The risk of the scheme is very high</p>	<ul style="list-style-type: none"> • HDFC Flexi Cap Fund • HDFC Focused Fund 	<p>NIFTY 500 Index (TRI)</p>  <p>The risk of the benchmark is very high</p>
<p>Benchmark and Scheme Riskometer as on May 31, 2026</p>		

#For latest riskometer, investors may refer to the Monthly Portfolios disclosed on the website of the Fund viz. www.hdfcfund.com

Release Date: June 19, 2026.

MUTUAL FUND INVESTMENTS ARE SUBJECT TO MARKET RISKS, READ ALL SCHEME RELATED DOCUMENTS CAREFULLY.

Mission: To be the wealth creator for every Indian

Vision: To be the most respected asset manager in the world