

A NEW STRATEGY TO INVEST ACROSS MARKET CAPS



HDFC NIFTY500 MULTICAP 50:25:25 INDEX FUND

Start Your SIP* Today!

Introduction

- ✓ The Nifty500 Multicap 50:25:25 Index includes all companies that are part of the Nifty 500 Index, with weights to largecap, midcap and smallcap segments set to 50%, 25% and 25% respectively which rebalances quarterly
- ✓ **Why invest in HDFC Nifty500 Multicap 50:25:25 Index Fund?**
 - All in One exposure to largecap, midcaps and smallcaps through a single fund
 - Convenient and tax-efficient way to maintain large/mid/smallcap allocation of 50%/25%/25% through time
 - Long term outperformance - Nifty500 Multicap 50:25:25 TRI has returned 15.4% CAGR[^] compared to 14.0% CAGR for the Nifty 500 TRI

For detailed Index methodology, please refer Scheme Information Document or visit www.niftyindices.com.

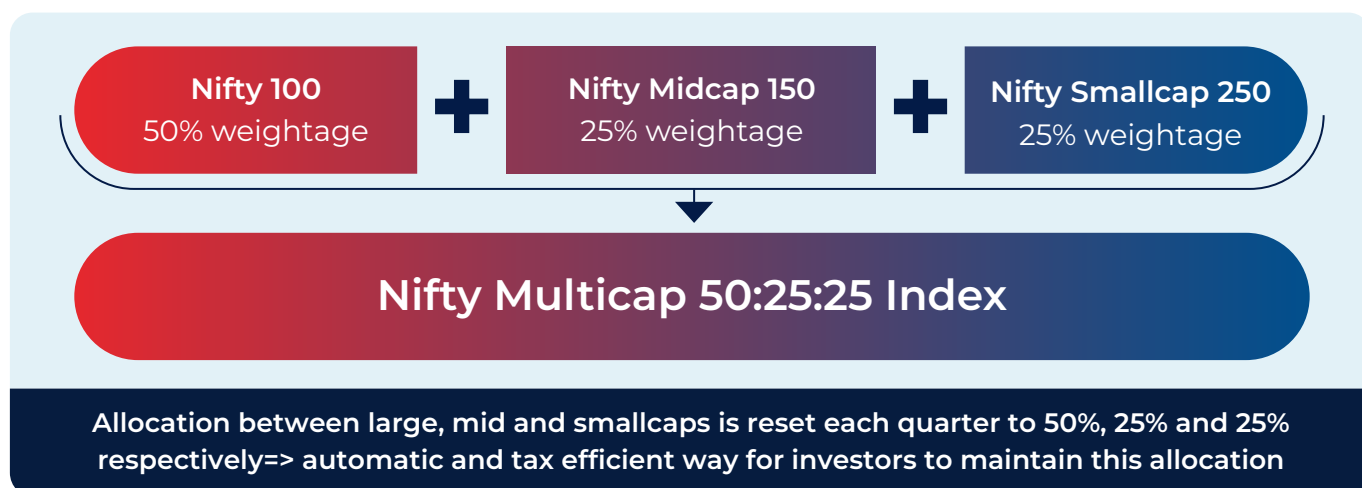
[^] CAGR: Compounded Annual Growth Rate. Source: NSE Indices Ltd., internal calculations.

Calculated since Apr 1, 2005 to May 29, 2026

* SIP - Systematic Investment Plan

HDFC Mutual Fund: SEBI Registration Number: MF/044/00/6

Nifty Multicap 50:25:25 Index – maintains 50% weight to Largecaps, 25% weight to Midcaps and 25% weight to Smallcaps



Source: NSE Indices Ltd., internal calculations. Stocks that are part of the Nifty 100, Nifty Midcap 150 and Nifty Smallcap 250 Index are classified as largecap, midcap and smallcap respectively. Weights of largecap, midcap and smallcap segments may differ from their target weights of 50%, 25% and 25% due to price movement of underlying securities between the re-balancing dates

Winners keep changing

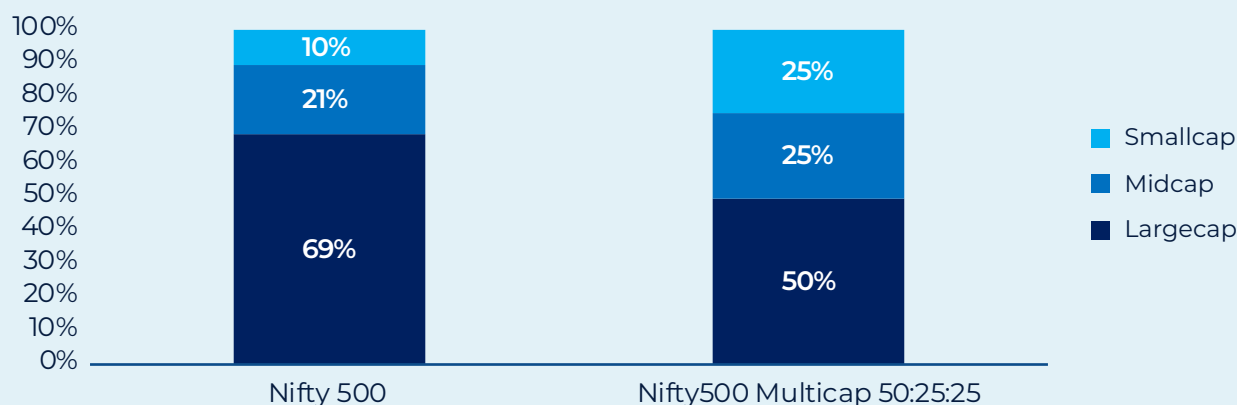
FY	Nifty 100 TRI	Nifty Midcap 150 TRI	Nifty Smallcap 250 TRI
FY06	65.1%	74.8%	78.7%
FY07	13.5%	-1.1%	11.8%
FY08	23.9%	21.5%	31.3%
FY09	-36.6%	-48.5%	-54.9%
FY10	84.9%	135.8%	141.4%
FY11	11.4%	4.7%	0.9%
FY12	-7.8%	-4.6%	-8.6%
FY13	8.8%	4.5%	-5.3%
FY14	19.9%	18.0%	22.9%
FY15	30.8%	59.7%	62.8%
FY16	-6.9%	-1.7%	-5.9%
FY17	22.6%	37.2%	40.6%
FY18	12.2%	16.7%	12.9%
FY19	14.0%	-0.6%	-12.4%
FY20	-24.9%	-30.1%	-40.2%
FY21	71.2%	101.6%	118.7%
FY22	20.6%	25.0%	37.0%
FY23	-1.6%	2.8%	-6.0%
FY24	34.8%	57.5%	64.1%
FY25	6.1%	8.2%	6.0%
FY26	-3.9%	2.3%	-4.9%
FY27FYTD	7.7%	16.2%	19.0%

Winners among largecaps, midcaps and smallcaps keep changing => exposure to all 3 segments is warranted

Source: NSE Indices Ltd. and internal calculations. Data as of May 29, 2026. FY is Financial Year FYTD: Financial Year To Date. **Past performance may or may not be sustained in the future and is not a guarantee of any future returns. HDFC AMC/Mutual Fund is not guaranteeing or promising or forecasting any returns.**

Heatmap Key Rank 1 Rank 2 Rank 3

Nifty 500 weightages vs. Nifty500 Multicap 50:25:25



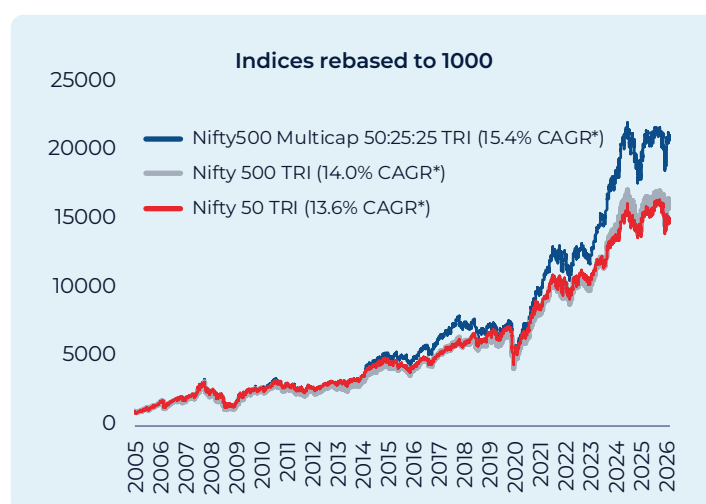
Nifty500 Multicap 50:25:25 Index currently has higher weights to midcap and smallcaps and lower weight to largecaps than the Nifty 500 Index

Source: NSE Indices Ltd. data and internal calculations. Data as of May 29, 2026. Nifty 500 stocks that are part of the Nifty 100, Nifty Midcap 150 and Nifty Smallcap 250 Index are classified as largecap, midcap and smallcap respectively. Weights of largecap, midcap and smallcap segments may differ from their target weights of 50:25:25 due to price movement of underlying securities between the rebalancing dates

Performance since inception

Return Periods	CAGR* as on May 29, 2026		
	Nifty500 Multicap 50:25:25 TRI	Nifty 500 TRI	Nifty 50 TRI
1 year	1.4%	0.3%	-3.8%
3 year	16.4%	13.9%	9.5%
5 year	14.5%	12.5%	9.9%
7 year	16.0%	13.9%	11.5%
10 year	15.2%	14.0%	12.5%
15 year	14.0%	12.6%	11.4%
Since inception [^]	15.4%	14.0%	13.6%

Heatmap Key: Rank 1 (Green), Rank 2 (Yellow), Rank 3 (Red)



The Nifty500 Multicap 50:25:25 TRI has outperformed the Nifty 500 TRI over the last 1, 3, 5 and 10 years respectively

Source: NSE Indices Ltd. and internal calculations. As on May 29, 2026. [^] Apr 01, 2005 is the inception date for the Nifty500 Multicap 50:25:25 TRI. **Past performance may or may not be sustained in the future and is not a guarantee of any future returns.** HDFC AMC/Mutual Fund is not guaranteeing or promising or forecasting any returns. *CAGR: Compounded Annual Growth Rate.

Why invest in HDFC Nifty500 Multicap 50:25:25 Index Fund?



Participate in the India growth story

Provides broad exposure to India's economy – invests in 500 stocks, providing diversified exposure across size segments and sectors



Diversify across market caps

Winners among largecap, midcap and smallcap indices change from year to year – thus exposure to all 3 market cap segments is warranted



Convenient and tax-efficient way to maintain large-mid-small allocation

Investors can maintain 50:25:25 allocation to large, mid and smallcaps easily and in a tax efficient manner, as the Underlying Index is rebalanced every quarter



Currently has higher exposure to midcaps and smallcaps than Nifty 500

Suitable for investors who want exposure to the broad market, but with higher weight to midcaps and smallcaps than currently provided by the Nifty 500 Index



Lower Cost

Suitable vehicle for long-term investment due to lower expense ratios

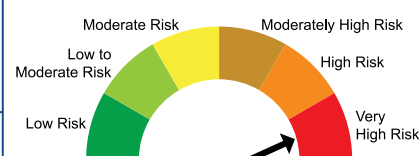
This product is suitable for investors who are seeking*:

- Returns that are commensurate (before fees and expenses) with the performance of the Nifty500 Multicap 50:25:25 Index over long term, subject to tracking error.
- Investment in equity securities covered by the Nifty500 Multicap 50:25:25 Index (TRI)

*Investors should consult their financial advisers, if in doubt about whether the product is suitable for them.

#For latest riskometer, investors may refer to the Monthly Portfolios disclosed on the website of the Fund viz. www.hdfcfund.com.
Scheme Riskometer as on May 31, 2026

Riskometer#



RISKOMETER

The risk of the scheme is very high

NIFTY Disclaimer: HDFC Nifty500 Multicap 50:25:25 Index Fund "(the Product)" offered by HDFC Asset Management Company Limited is not sponsored, endorsed, sold or promoted by NSE INDICES LIMITED (formerly known as India Index Services & Products Limited (IISL)). NSE INDICES LIMITED does not make any representation or warranty, express or implied (including warranties of merchantability or fitness for particular purpose or use) and disclaims all liability to the owners of the Products or any member of the public regarding the advisability of investing in securities generally or in the Product linked to Nifty500 Multicap 50:25:25 Index or particularly in the ability of the Nifty500 Multicap 50:25:25 Index to track general stock market performance in India. Please read the full Disclaimers in relation to Nifty500 Multicap 50:25:25 Index in the Scheme Information Document (SID) of the Product.

HDFC Asset Management Company Limited has been managing equity Index Solutions for over 20 years.

Date of release: 24th June 2026

**MUTUAL FUND INVESTMENTS ARE SUBJECT TO MARKET RISKS,
READ ALL SCHEME RELATED DOCUMENTS CAREFULLY.**

Mission: To be the wealth creator for every Indian

Vision: To be the most respected asset manager in the world