

# Established & Emerging working for you!



100 Large Caps with Track Record  
+  
150 Mid Caps with Growth Potential

Character/s and/or illustrations featured in this content are generated using Artificial Intelligence, solely for conceptual and educational purposes

## HDFC Nifty LargeMidcap 250 Index Fund

Start your SIP<sup>^</sup> today!

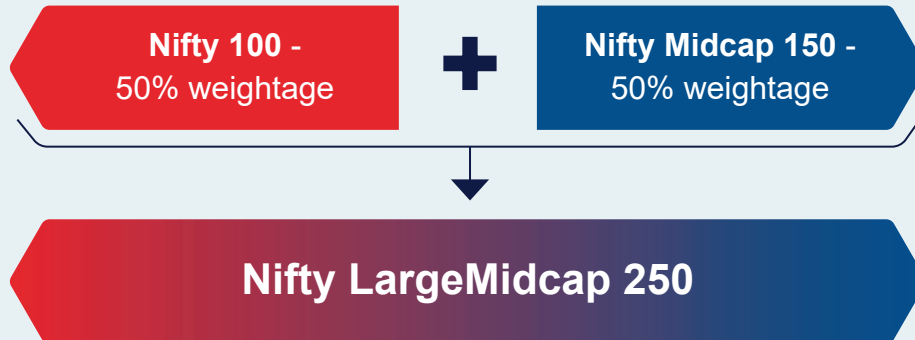
### Introduction

- ✓ The Nifty LargeMidcap 250 Index includes all companies that are part of the Nifty 100 Index and Nifty Midcap 150 Index, with largecap and midcaps set to 50% each, rebalanced each quarter\*
- ✓ **Why invest in HDFC Nifty LargeMidcap 250 Index Fund?**
  - Obtain equal exposure to largecap and midcaps through a single fund
  - Convenient and tax-efficient way to maintain large and midcap allocation of 50:50 through time\*
  - Participate in the India growth story with broad exposure to India's economy – invests in 250 stocks with diversified exposure across segments and sectors.

\* For detailed methodology, please visit [www.niftyindices.com](http://www.niftyindices.com)

<sup>^</sup> SIP - Systematic Investment Plan

## Nifty LargeMidcap 250 Index - 50:50 weightage to Large and Midcaps



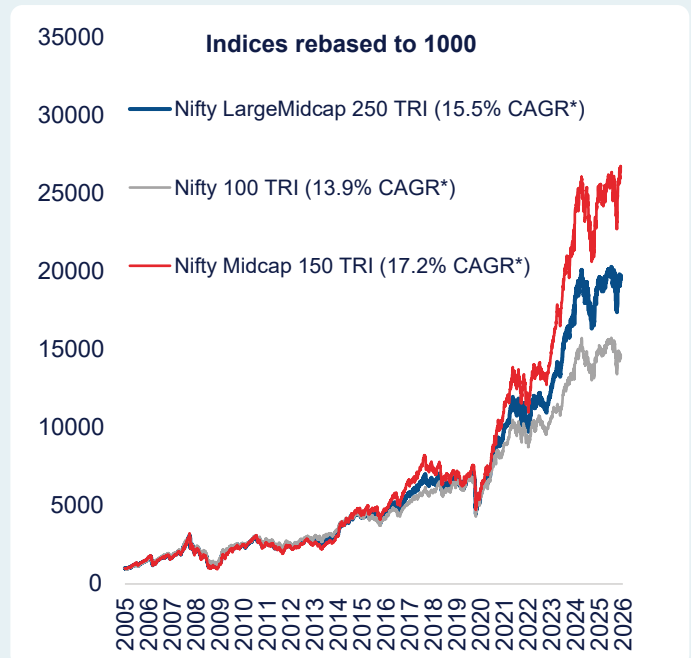
Allocation between largecaps and midcaps is reset to 50:50 every quarter => automatic and tax efficient way for investors to maintain this allocation

Source: NSE Indices Ltd. Stocks that are part of the Nifty 100 and Nifty Midcap 150 index are classified as largecap and midcap respectively. Weights of largecap and midcap segments may differ from their target weights of 50:50 due to price movement of underlying securities between the re-balancing dates

## Performance since inception

Return Periods	CAGR* as on May 29, 2026		
	Nifty LargeMidcap 250 TRI	Nifty 100 TRI	Nifty Midcap 150 TRI
1 year	2.8%	-1.9%	7.5%
3 year	16.7%	11.3%	22.1%
5 year	14.9%	10.5%	19.2%
7 year	16.3%	12.0%	20.6%
10 year	15.8%	12.9%	18.6%
15 year	14.6%	11.9%	17.2%
Since inception <sup>^</sup>	15.5%	13.9%	17.2%

Heatmap Key: Rank 1 (Green), Rank 2 (Yellow), Rank 3 (Red)



The performance of the Nifty LargeMidcap 250 TRI has exceeded that of the Nifty 100 TRI, but been less than that of the Nifty Midcap 150 TRI, over the last 1, 3, 5 and 10 years respectively

Source: NSE Indices Ltd. and internal calculations. As on May 29, 2026. <sup>^</sup> Apr 01, 2005 is the inception date for the Nifty LargeMidcap 250 (TRI). **Past performance may or may not be sustained in the future and is not a guarantee of any future returns. HDFC AMC/Mutual Fund is not guaranteeing or promising or forecasting any returns.** \*CAGR: Compounded Annual Growth Rate

## Winners keep changing

FY	Nifty LargeMidcap 250 TRI	Nifty 100 TRI	Nifty Midcap 150 TRI
FY06	68.9%	65.1%	74.8%
FY07	5.6%	13.5%	-1.1%
FY08	23.2%	23.9%	21.5%
FY09	-42.9%	-36.6%	-48.5%
FY10	107.6%	84.9%	135.8%
FY11	7.1%	11.4%	4.7%
FY12	-6.3%	-7.8%	-4.6%
FY13	6.5%	8.8%	4.5%
FY14	19.5%	19.9%	18.0%
FY15	44.8%	30.8%	59.7%
FY16	-4.3%	-6.9%	-1.7%
FY17	29.9%	22.6%	37.2%
FY18	14.6%	12.2%	16.7%
FY19	6.5%	14.0%	-0.6%
FY20	-27.5%	-24.9%	-30.1%
FY21	85.9%	71.2%	101.6%
FY22	22.9%	20.6%	25.0%
FY23	0.6%	-1.6%	2.8%
FY24	46.0%	34.8%	57.5%
FY25	7.3%	6.1%	8.2%
FY26	-0.8%	-3.9%	2.3%
FY27FYTD	12.0%	7.7%	16.2%

Heatmap Key



**Winners among largecaps and midcaps keep changing => exposure to both segments is warranted**

Source: NSE Indices Ltd. and internal calculations. Data as of May 29, 2026. FY is Financial Year FYTD: Financial Year To Date.

**Past performance may or may not be sustained in the future and is not a guarantee of any future returns. HDFC**

**AMC/Mutual Fund is not guaranteeing or promising or forecasting any returns.**

## Why invest in HDFC Nifty LargeMidcap 250 Index Fund?



### Participate in the India growth story

Provides broad exposure to India's economy – invests in 250 stocks, providing diversified exposure across size segments and sectors



### Diversify across market caps

Winners among largecap and midcap indices change from year to year – thus exposure to both market cap segments is warranted



### Obtain large and midcap exposure through a single product

Aim to benefit from the relative stability of largecaps with the growth potential of midcaps in a single product



### Convenient and tax-efficient way to maintain large-mid allocation

Investors can maintain 50:50 allocation to large and midcaps easily and in a tax efficient manner, as the Underlying Index is rebalanced every quarter



### Lower Cost

Suitable vehicle for long-term investment due to lower expense ratios

## Fund Facts

HDFC Nifty LargeMidcap 250 Index Fund	
<b>Scheme Type</b>	An open ended scheme replicating/tracking Nifty LargeMidcap 250 Index (TRI)
<b>Investment Objective</b>	To generate returns that are commensurate (before fees and expenses) with the performance of the Nifty LargeMidcap 250 Index (TRI), subject to tracking error. <b>There is no assurance that the investment objective of the Scheme will be achieved.</b>
<b>Fund Managers</b>	Ms. Nandita Menezes and Mr. Arun Agarwal
<b>Benchmark (Total Return Index)</b>	Nifty LargeMidcap 250 Index (TRI)
<b>Entry / Exit Load<sup>\$\$</sup></b>	Nil
<b>Minimum Application Amount/ Switch In/ Additional Purchase Amount</b>	Rs.100/- and any amount thereafter.

**\$\$ EXIT LOAD :** (i) No Exit Load shall be levied for switching between Plans / Options within the Scheme. However, exit load will be applicable if the units are switched-out / redeemed from the Scheme within the exit load period from the initial date of purchase. (ii) No Exit load will be levied on bonus units and on units allotted on Re-investment of Income Distribution cum Capital Withdrawal. (iii) No Exit load will be levied on Units allotted in the Target Scheme under the Transfer of Income Distribution cum Capital Withdrawal (IDCW) Plan Facility (TIP Facility). (iv) In case of Systematic Transactions such as Systematic Investment Plan (SIP), Flex Systematic Investment Plan (Flex SIP), Systematic Transfer Plan (STP), HDFC Flex Systematic Transfer Plan (Flex STP), HDFC Swing Systematic Transfer Plan (Swing STP), etc., Exit Load, if any, prevailing on the date of registration / enrolment shall be levied.

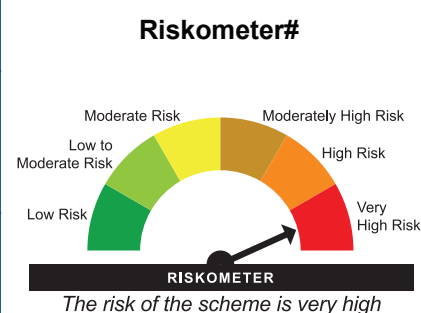
### This product is suitable for investors who are seeking\*:

- Returns that are commensurate (before fees and expenses) with the performance of the Nifty LargeMidcap 250 Index (TRI), over long term, subject to tracking error.
- Investment in equity securities covered by the Nifty LargeMidcap 250 Index (TRI).

\*Investors should consult their financial advisers, if in doubt about whether the product is suitable for them.

#For latest riskometer, investors may refer to the Monthly Portfolios disclosed on the website of the Fund viz. [www.hdfcfund.com](http://www.hdfcfund.com).

Scheme Riskometer as on 31st May 2026



**NIFTY Disclaimer:** HDFC Nifty LargeMidcap 250 Index Fund "(the Product)" offered by HDFC Asset Management Company Limited is not sponsored, endorsed, sold or promoted by NSE INDICES LIMITED (formerly known as India Index Services & Products Limited (IISL)). NSE INDICES LIMITED does not make any representation or warranty, express or implied (including warranties of merchantability or fitness for particular purpose or use) and disclaims all liability to the owners of the Products or any member of the public regarding the advisability of investing in securities generally or in the Product linked to Nifty LargeMidcap 250 Index or particularly in the ability of the Nifty LargeMidcap 250 Index TRI to track general stock market performance in India. Please read the full Disclaimers in relation to Nifty LargeMidcap 250 Index TRI in the SID of the Product.

Date of release: 11<sup>th</sup> June 2026

**MUTUAL FUND INVESTMENTS ARE SUBJECT TO MARKET RISKS,  
READ ALL SCHEME RELATED DOCUMENTS CAREFULLY.**

Mission: To be the wealth creator for every Indian

Vision: To be the most respected asset manager in the world