



₹10,000 @ SIP started 30 years ago
Now worth ₹22.80 crore.

Stay focused on your goals.

HDFC Flexi Cap Fund

**30 YEARS
STRONG**



A. HDFC Flexi Cap Fund - SIP Performance - Regular Plan - Growth Option

	Since Inception§	15 year SIP	10 year SIP	5 year SIP	3 year SIP	1 year SIP
Total Amount Invested (₹ in lacs)	37.10	18.00	12.00	6.00	3.60	1.20
Market Value as on Nov 28, 2025 (₹ in lacs)	2280.28	72.94	32.60	10.27	4.84	1.30
Returns (%)	20.96%	16.93	19.00	21.69	20.23	16.43
Benchmark Returns (%)##	15.11	14.89	15.87	15.66	15.35	15.12
Additional Benchmark Returns (%)###	13.91	13.82	14.80	14.05	14.20	17.22

§Assuming ₹10,000 invested systematically on the first Business Day of every month over a period of time. CAGR returns are computed after accounting for the cash flow by using XIRR method (investment internal rate of return) for Regular Plan - Growth Option. The above investment simulation is for illustrative purposes only and should not be construed as a promise on minimum returns and safeguard of capital. SIP - Systematic Investment Plan.

B. HDFC Flexi Cap Fund - Performance - Regular Plan - Growth Option

NAV as at November 28, 2025 ₹ 2078.812 (per unit)

Period	Scheme Returns (%)	Benchmark Returns (%)*	Additional Benchmark Returns (%)##	Value of investment of ₹ 10,000		
				Scheme (₹)	Benchmark (₹)*	Additional Benchmark (₹)##
Last 1 Year	10.36	6.56	9.94	11,033	10,654	10,991
Last 3 Years	20.72	15.60	13.10	17,583	15,441	14,461
Last 5 Years	26.04	18.61	16.46	31,843	23,499	21,446
Last 10 Years	16.41	14.87	14.08	45,719	40,013	37,349
Since Inception§	18.83	12.50	11.80	20,78,812	3,81,994	3,15,388

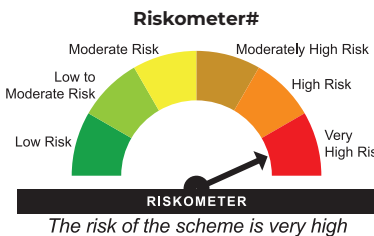
Common notes for the above table A & B:§NIFTY 500 Index (Total Returns Index) ##NIFTY 50 (Total Returns Index). §Inception Date: January 01, 1995. The scheme is managed by Mr. Roshni Jain since July 29, 2022 & Chirag Setalvad with effect from December 08, 2025 addendum dated 5th Dec 25.

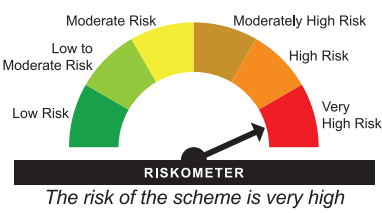
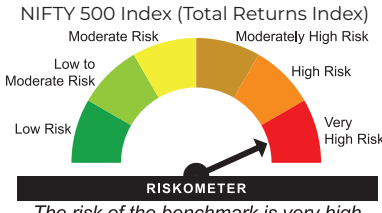
As NIFTY 50 TRI data is not available since inception of the scheme, additional benchmark performance is calculated using composite CAGR of NIFTY 50 PRI values from January 1, 1995 to June 29, 1999 and TRI values since June 30, 1999. Returns as on November 28, 2025.

C. Performance of Other Funds Managed by Ms. Roshni Jain, Fund Manager of HDFC Flexi Cap Fund
(who manages total 3 schemes which have completed one year)

Scheme	Managing Scheme since	Returns (%) as on November 28, 2025		
		Last 1 year (%)	Last 3 years (%)	Last 5 years (%)
HDFC Focused Fund*	January 13, 2022	9.56	20.43	26.54
Benchmark - NIFTY 500 Index (Total Returns Index)		6.56	15.60	18.61
HDFC ELSS Tax saver	January 13, 2022	9.10	20.09	23.66
Benchmark - NIFTY 500 Index (Total Returns Index)		6.56	15.60	18.61

Common notes for all the tables: Past performance may or may not be sustained in future and is not a guarantee of any future returns. Returns greater than 1 year period are Compounded Annualised (CAGR). Load is not taken into consideration for computation of above performance(s). Different plans viz. Regular Plan and Direct Plan have different expense structure. The expenses of the Direct Plan under the scheme will be lower to the extent of the distribution expenses/commission charged in the Regular Plan. The above returns are of Regular Plan - Growth Option. Returns as on November 28, 2025.

This product is suitable for investors who are seeking-: <ul style="list-style-type: none"> • To generate long-term capital appreciation / income • Investment predominantly in equity & equity related instruments 	 <p>Riskometer#</p> <p>The risk of the scheme is very high</p>
	<p>~Investors should consult their financial advisers, if in doubt about whether the product is suitable for them.</p>

Riskometer# of the Scheme(s)	Name of scheme(s)	Name and Riskometer # of Benchmark
 <p>RISKOMETER</p> <p>The risk of the scheme is very high</p>	<ul style="list-style-type: none"> • HDFC Flexi Cap Fund • HDFC Focused Fund* • HDFC ELSS Tax saver 	 <p>RISKOMETER</p> <p>The risk of the benchmark is very high</p>
Benchmark and Scheme Riskometer as on November 30, 2025.		

* Name changed from HDFC Focused 30 Fund w.e.f. June 27, 2025

#For latest riskometer, investors may refer to the Monthly Portfolios disclosed on the website of the Fund viz. www.hdfcfund.com

Release Date: Dec 12, 2025.

MUTUAL FUND INVESTMENTS ARE SUBJECT TO MARKET RISKS, READ ALL SCHEME RELATED DOCUMENTS CAREFULLY.

Mission: To be the wealth creator for every Indian

Vision: To be the most respected asset manager in the world