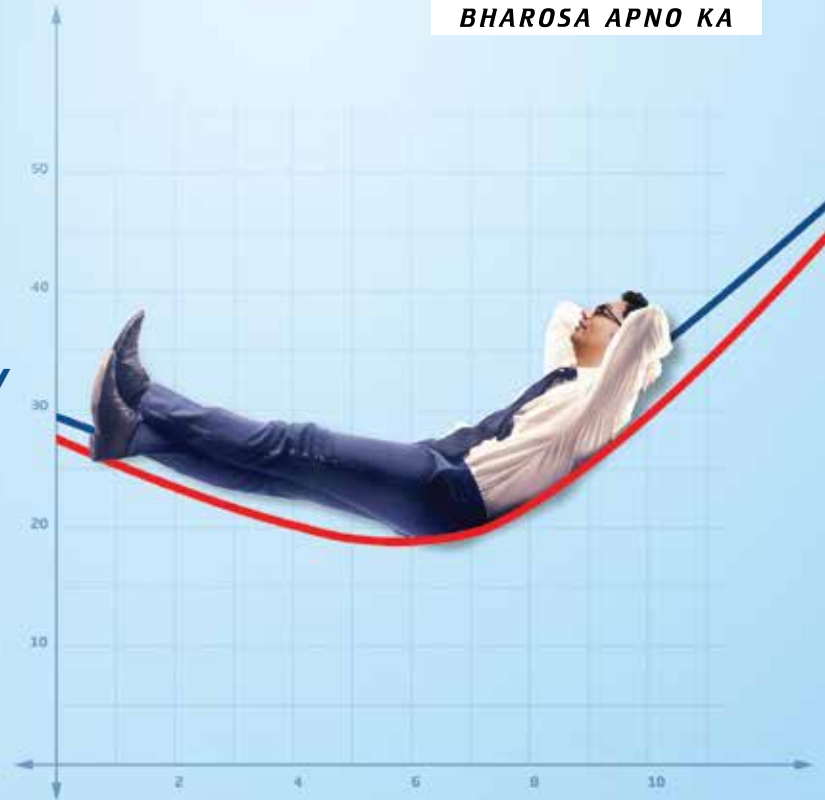


STAY RELAXED!

HERE'S A LOW VOLATILITY
INVESTMENT SOLUTION
FOR YOU.



Presenting HDFC NIFTY100 LOW VOLATILITY 30 INDEX FUND

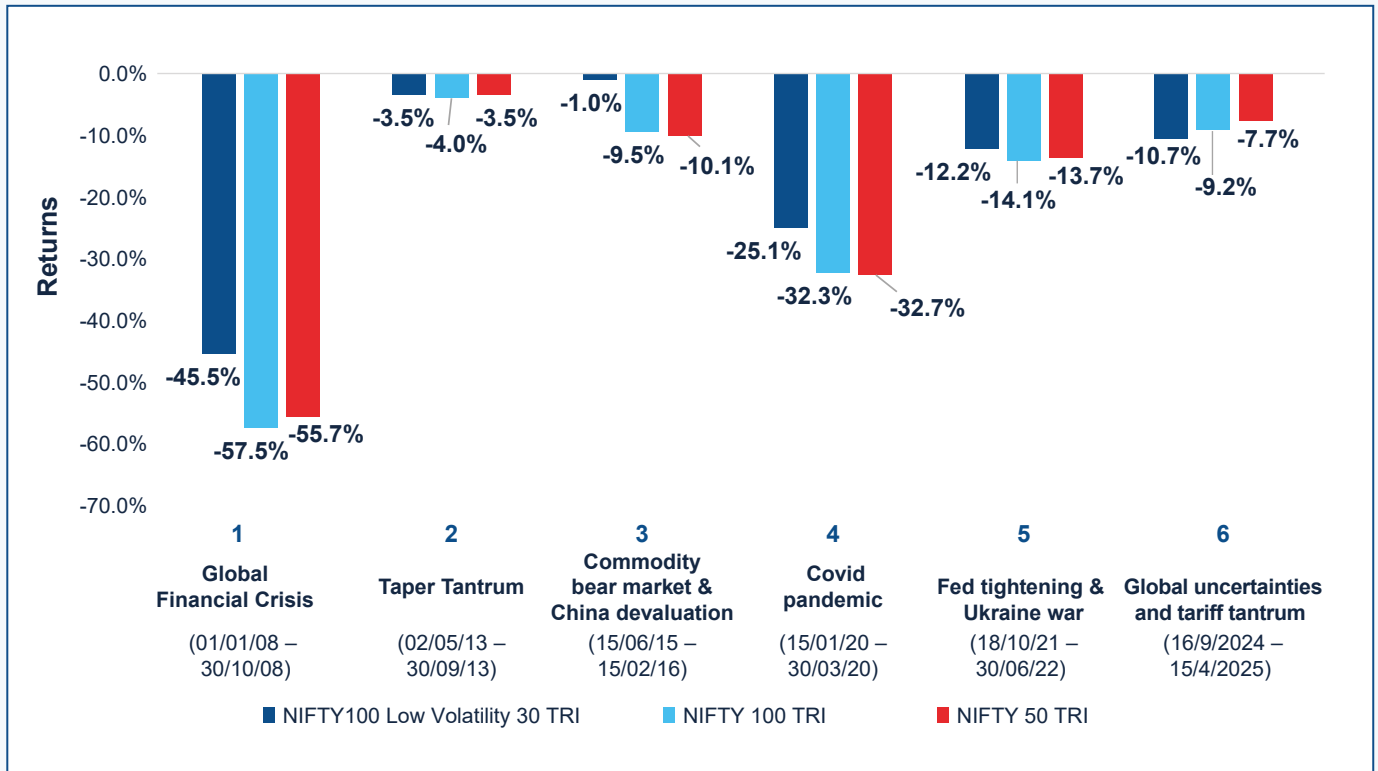
Introduction

- ✓ Volatility is the unchangeable rule in markets, with market ups and downs an integral part of the investing journey
- ✓ However, high volatility can worry investors when portfolio values fluctuate rapidly
- ✓ While it is not possible to completely remove volatility from equity investing, a solution does exist! **HDFC NIFTY100 Low Volatility 30 Index Fund**, which tracks the NIFTY 100 Low Volatility 30 Index (TRI), consisting of 30 low volatility stocks from the largecap NIFTY 100 universe
- ✓ While historically falling less on the downside, the NIFTY100 Low Volatility 30 TRI has performed in line with the NIFTY 100 TRI on average on the upside (see overleaf)*

* Past performance may or may not be sustained in the future and is not a guarantee of any future returns.

Historical performance during market stress

NIFTY100 Low Volatility 30 TRI has historically performed better or in-line with the NIFTY 100 and 50 TRI during market stress



Source: NSE Indices Ltd. Internal calculations. Note the historical examples above are not exhaustive and are for illustration purposes. Past performance may or may not be sustained in the future and is not a guarantee of any future returns.

Capturing upside, while falling less on the downside

	NIFTY100 Low Volatility 30 TRI	NIFTY 100 TRI
Avg. Performance during NIFTY 100 up years [@]	29.7%	29.3%
Avg. Performance during NIFTY 100 down years [@]	-6.3%	-15.6%

While falling less on the downside, the NIFTY100 Low Volatility 30 TRI has historically performed in line with the NIFTY 100 TRI on average during up years[@]

Source: NSE Indices Ltd. and internal calculations. [@]Up (down) year is defined as a Financial Year where the NIFTY 100 TRI gave a positive (negative) return. Simple average of FY returns for up and down years is calculated for both indices. Includes FY returns data from FY06-25. **Past performance may or may not be sustained in the future and is not a guarantee of any future returns. HDFC AMC/Mutual Fund is not guaranteeing or promising or forecasting any returns.**

Low Volatility does not mean low returns - Performance since inception

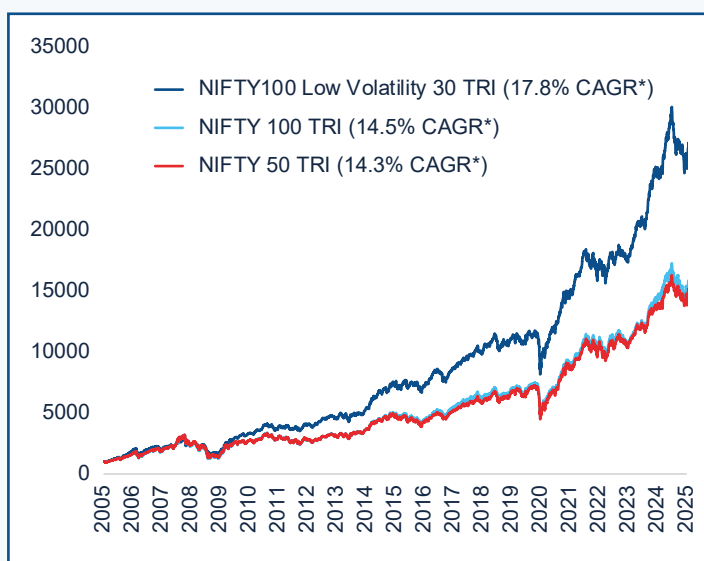
Return Periods	CAGR* as on Aug 29, 2025		
	NIFTY100 Low Volatility 30 TRI	NIFTY 100 TRI	NIFTY 50 TRI
1 year	-0.8%	-3.7%	-2.0%
3 year	16.4%	12.5%	12.5%
5 year	19.5%	18.2%	17.9%
7 year	13.8%	12.3%	12.5%
10 year	14.6%	13.3%	13.2%
15 year	14.7%	12.1%	11.9%
Since inception^	17.8%	14.5%	14.3%

Heatmap Key

Rank 1

Rank 2

Rank 3



The NIFTY100 Low Volatility 30 TRI has outperformed the NIFTY 100 TRI and NIFTY 50 TRI over the last 1, 3, 5, 7, 10 and 15 years respectively

Source: NSE Indices Ltd. and internal calculations. As on Aug 29, 2025. ^ Apr 01, 2005 is the inception date for the NIFTY100 Low Volatility 30 TRI. **Past performance may or may not be sustained in the future and is not a guarantee of any future returns. HDFC AMC/Mutual Fund is not guaranteeing or promising or forecasting any returns.** *CAGR: Compounded Annual Growth Rate.

Why invest in HDFC NIFTY100 Low Volatility 30 Index Fund?



Performed better during market stress

The NIFTY100 Low Volatility 30 Index has historically performed better or in-line with the NIFTY 100 Index during periods of market stress



Low Volatility does not mean low returns

Endeavors to provide better risk-adjusted returns than market cap weighted indices. Parent index NIFTY 100 consists of largecaps



Largecap Universe

The investment universe comprises Nifty 100 largecap companies, which generally consist of well-established businesses with strong fundamentals



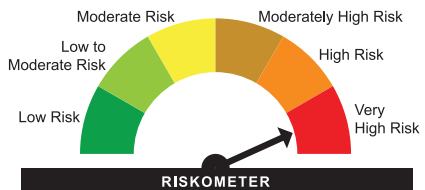
Lower Cost

Suitable vehicle for long-term investment due to lower expense ratios

Fund Facts

	HDFC NIFTY100 Low Volatility 30 Index Fund
Scheme Type	An open ended scheme replicating/tracking NIFTY100 Low Volatility 30 Index (TRI)
Investment Objective	To generate returns that are commensurate (before fees and expenses) with the performance of the NIFTY100 Low Volatility 30 Index (TRI), subject to tracking error. There is no assurance that the investment objective of the Scheme will be achieved.
Fund Managers	Mr. Arun Agarwal (since July 10, 2024) and Ms. Nandita Menezes (since March 29, 2025)
Benchmark (Total Return Index)	NIFTY100 Low Volatility 30 Index (TRI)
Exit Load\$\$	Nil
Minimum Application Amount/ Switch In/ Additional Purchase Amount	Rs. 100/- and any amount thereafter.

\$\$ (i) No Exit Load shall be levied for switching between Plans / Options within the Scheme. However, exit load will be applicable if the units are switched-out / redeemed from the Scheme within the exit load period from the initial date of purchase. (ii) Switch of investments between Plans under a Scheme having separate portfolios, will be subject to applicable exit load. (iii) No exit load will be levied on Bonus Units and Units allotted on IDCW Re-investment. (iv) The exit load levied on redemption/switch-out will be the load prevailing 1. In case of lumpsum transactions, on the date of allotment of units 2. In case of Systematic Transactions such as SIP, STP etc., on the date of registration / enrolment.

HDFC NIFTY100 Low Volatility 30 Index Fund [An open ended scheme replicating/ tracking NIFTY100 Low Volatility 30 Index (TRI)] is suitable for investors who are seeking*: <ul style="list-style-type: none"> Returns that are commensurate (before fees and expenses) with the performance of the NIFTY100 Low Volatility 30 Index (TRI) over long term, subject to tracking error Investment in securities covered by the NIFTY100 Low Volatility 30 Index 	Riskometer#  <p>RISKOMETER The risk of the scheme is very high</p>
<p>*Investors should consult their financial advisers, if in doubt about whether the product is suitable for them.</p>	

#For latest riskometer, investors may refer to the Monthly Portfolios disclosed on the website of the Fund viz. www.hdfcfund.com Scheme Riskometer as on August 31, 2025.

NIFTY Disclaimer: HDFC NIFTY100 Low Volatility 30 Index Fund "(the Product)" offered by HDFC Asset Management Company Limited is not sponsored, endorsed, sold or promoted by NSE INDICES LIMITED (formerly known as India Index Services & Products Limited (IISL)). NSE INDICES LIMITED does not make any representation or warranty, express or implied (including warranties of merchantability or fitness for particular purpose or use) and disclaims all liability to the owners of the Products or any member of the public regarding the advisability of investing in securities generally or in the Product linked to NIFTY100 Low Volatility 30 Index (TRI) or particularly in the ability of the NIFTY100 Low Volatility 30 Index (TRI) to track general stock market performance in India. Please read the full Disclaimers in relation to NIFTY100 Low Volatility 30 Index (TRI) in the SID of the Product.

Date of Release: September 12, 2025

MUTUAL FUND INVESTMENTS ARE SUBJECT TO MARKET RISKS, READ ALL SCHEME RELATED DOCUMENTS CAREFULLY.

Mission: To be the wealth creator for every Indian

Vision: To be the most respected asset manager in the world