

HDFC NIFTY100 **QUALITY 30** INDEX FUND

A quality-first approach
for your Investments



Start your SIP[^] today!

Quality investing selects resilient, stable businesses with strong balance sheets which could offer relative stability during market stress.

For more information, refer product literature /Index Methodology.

Introduction

- ★ Quality refers to the level of excellence of goods & services compared to similar items
- ★ Just as how Quality smartphones, watches, cars etc. can give us peace of mind due to their reliability, Quality investing can give us relative peace of mind during market volatility
- ★ Quality investing selects resilient, stable businesses with strong balance sheets which could offer relative stability during market stress
- ★ Quality strategy has generally performed well over the long term; the Nifty100 Quality 30 Index (TRI) has returned 13.3% CAGR compared to 12.5% CAGR for the Nifty 100 TRI*

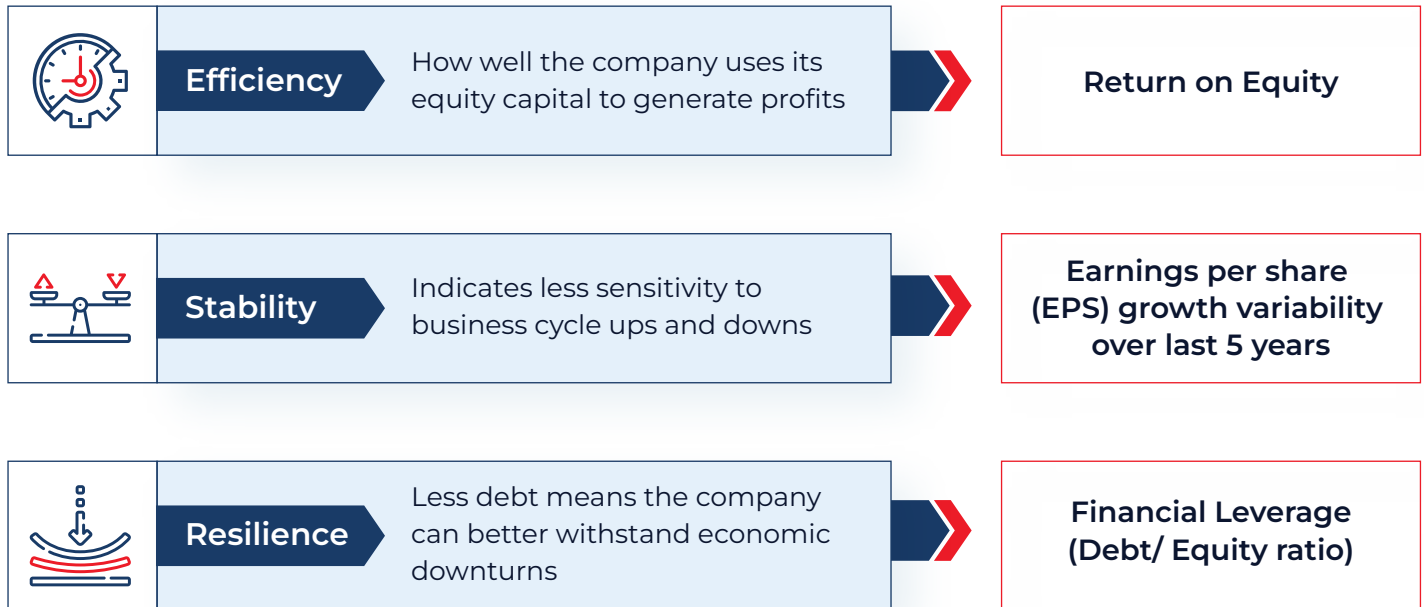
* Data as of June 30, 2025. **Past performance may or may not be sustained in the future and is not a guarantee of any future returns. HDFC AMC/Mutual Fund is not guaranteeing or promising or forecasting any returns.** For detailed methodology, please refer Scheme Information Document or visit www.niftyindices.com

[^] SIP - Systematic Investment Plan

How is Quality quantified?

Parameter to measure Quality

Metric used



Source: Metrics sourced from NSE Indices Ltd. index methodology. For detailed methodology, please visit www.niftyindices.com

Capturing upside, while falling less on the downside

	Nifty100 Quality 30 Index (TRI)	Nifty 100 TRI
Avg. Performance during Nifty 100 up years [@]	22.3%	22.9%
Avg. Performance during Nifty 100 down years [@]	-5.8%	-10.3%

While falling less on the downside, the Nifty100 Quality 30 Index (TRI) has historically performed in line with the Nifty 100 TRI on average during up years[@]

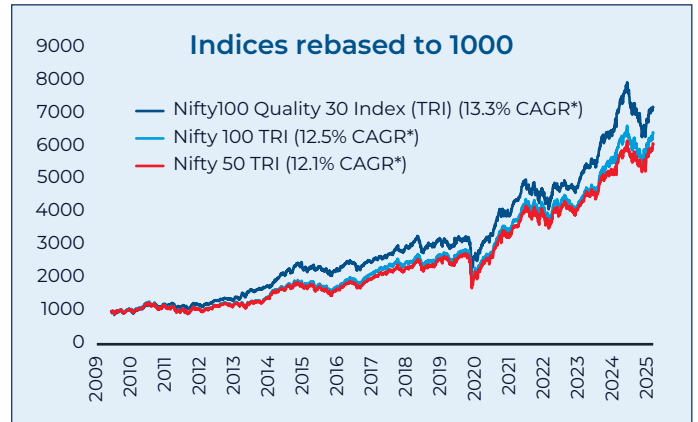
Source: NSE Indices Ltd. and internal calculations. [@]Up (down) year is defined as a Financial Year where the Nifty 100 TRI gave a positive (negative) return. Simple average of FY returns for up and down years is calculated for both indices. Includes FY returns data from FY11-25. **Past performance may or may not be sustained in the future and is not a guarantee of any future returns. HDFC AMC/Mutual Fund is not guaranteeing or promising or forecasting any returns.**

Performance since inception

Return Periods	CAGR* as on June 30, 2025		
	Nifty100 Quality 30 Index (TRI)	Nifty 100 TRI	Nifty 50 TRI
1 year	1.7%	5.7%	7.5%
3 years	19.0%	19.2%	18.7%
5 years	19.9%	21.4%	21.3%
7 years	13.2%	14.5%	14.5%
10 years	12.1%	13.3%	13.2%
15 years	13.9%	12.6%	12.4%
Since inception [^]	13.3%	12.5%	12.1%

Heatmap Key

Rank 1	Rank 2	Rank 3
--------	--------	--------



The Nifty100 Quality 30 Index (TRI) has outperformed the Nifty 100 TRI and Nifty 50 TRI over the last 15 years

Source: NSE Indices Ltd. and internal calculations. As on Jun 30, 2025. [^] Oct 01, 2009 is the inception date for the Nifty100 Quality 30 Index (TRI). **Past performance may or may not be sustained in the future and is not a guarantee of any future returns. HDFC AMC/Mutual Fund is not guaranteeing or promising or forecasting any returns.** *CAGR: Compounded Annual Growth Rate.

Why invest in **HDFC Nifty100 Quality 30 Index Fund**?



Long-term growth potential

Quality investing selects resilient businesses with strong balance sheets, enabling sustainable growth and compounding returns over the long run



Performed well during market stress

The Nifty100 Quality 30 Index has historically performed better or broadly in-line with the Nifty 100 Index during periods of market stress



Rules based & transparent

Stock selection and weightage determined by index methodology

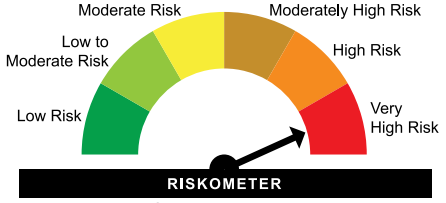


Lower Cost

Ideal vehicle for long-term investment due to lower expense ratios

Fund Facts

HDFC Nifty100 Quality 30 Index Fund	
Scheme Type	An open ended scheme replicating/tracking Nifty100 Quality 30 Index (TRI)
Investment Objective	To generate returns that are commensurate (before fees and expenses) with the performance of the Nifty100 Quality 30 Index (TRI), subject to tracking error. There is no assurance that the investment objective of the Scheme will be achieved.
Fund Managers	Ms. Nandita Menezes and Mr. Arun Agarwal
Benchmark (Total Return Index)	Nifty100 Quality 30 Index (TRI)
Entry / Exit Load	Nil
Minimum Application Amount/ Switch In/ Additional Purchase Amount	Rs. 100/- and any amount thereafter.

<p>HDFC Nifty100 Quality 30 Index Fund [An open ended scheme replicating/tracking Nifty100 Quality 30 Index (TRI)] is suitable for investors who are seeking*:</p> <ul style="list-style-type: none"> • Returns that are commensurate (before fees and expenses) with the performance of the Nifty100 Quality 30 Index (TRI), over long term, subject to tracking error • Investment in equity securities covered by the Nifty100 Quality 30 Index (TRI) <p>*Investors should consult their financial advisers, if in doubt about whether the product is suitable for them.</p> <p>For latest riskometer, investors may refer to the Monthly Portfolios disclosed on the website of the Fund viz. www.hdfcfund.com</p>	<p>Riskometer#</p>  <p>RISKOMETER <i>The risk of the scheme is very high</i></p>
---	---

Riskometer as on June 30, 2025.

NIFTY Disclaimer: HDFC Nifty100 Quality 30 Index Fund "(the Product)" offered by HDFC Asset Management Company Limited is not sponsored, endorsed, sold or promoted by NSE INDICES LIMITED (formerly known as India Index Services & Products Limited (IISL)). NSE INDICES LIMITED does not make any representation or warranty, express or implied (including warranties of merchantability or fitness for particular purpose or use) and disclaims all liability to the owners of the Products or any member of the public regarding the advisability of investing in securities generally or in the Product linked to Nifty100 Quality 30 Index (TRI) or particularly in the ability of the Nifty100 Quality 30 Index (TRI) to track general stock market performance in India. Please read the full Disclaimers in relation to Nifty100 Quality 30 Index (TRI) in the SID of the Product.

Date of Release: July 15, 2025

**MUTUAL FUND INVESTMENTS ARE SUBJECT TO MARKET RISKS,
READ ALL SCHEME RELATED DOCUMENTS CAREFULLY.**

Mission: To be the wealth creator for every Indian

Vision: To be the most respected asset manager in the world